

**Materials I Need:****Key for symbols:**

- This symbol represents ideas that can be used for two-year-olds through kindergarten. Please remember to slow way down for two-year-olds and keep the pace moving for five-year-olds.
- ② This symbol represents ideas that can be used for two- and three-year-olds.
- ④ This symbol represents ideas that are best used for four-year-olds through kindergarten.

**Memory Verse:**

**2 Corinthians 9:7: God loves a cheerful giver.**

**Hook:**

- Teacher Tip:** Each week at the **Hook** centers you will need different levels of adult supervision. The children will naturally navigate toward the centers that have an adult. If you are limited in the number of classroom helpers, determine before class which centers will need more supervision and care. Be ready to assign your leaders to the areas where you would like their help the most. The helpers can move to another center after interest has waned at their station or most of the children have had an opportunity to participate at that center.
- Sewing Cards Center:** Bring some sewing cards for the children to work on while talking about Paul being a tent maker. (Cards are available upon request from the Children's Office.) "In today's Bible Adventure we learn that Paul worked for his money so he wouldn't have to ask the people of Corinth to pay him for preaching the gospel of Jesus Christ. Paul wasn't preaching for money, but he preached because Jesus told him to preach."
- True or False Center:** Provide some plastic food items and some real food items. Place them together in the center of the table. Tell the children that when something is false, it is not real. It is a fake. Have the children determine which pieces of food are real and which are the false pieces. What did they do to realize an item was real? (Touched, tasted, smelled.) "In today's Bible Adventure some false teachers were saying Paul was not really an apostle. These false teachers liked to look and sound important and powerful. Paul wrote in his letter that an apostle preaches about only Jesus and gets his power to preach from God."
- (Optional) Forty Lashes Center:** Bring in a large floor pillow and a supple branch or type of whip. Have the children beat the pillow forty times and count out loud as they do it. "In today's Bible Adventure Paul suffered much and grew weak. Five times he had been whipped with forty lashes and three times beaten with sticks. Forty lashes or hits would be very painful for Paul. We should be grateful Paul had the power of God to continue teaching about Jesus after he had been beaten."
- Sailing the Deep Blue Sea:** Provide a tub of water and several small boats for the children to play with. Without using their hands, have the children blow the boats from one side of the tub to the other. An island (rock) could be placed in the water to see if the children can get their boats to "land" there. Have a small towel available for any accidental water spills. Talk about Paul sailing in a sailboat and how he had to depend on the wind and waves to get him where he needed to go. He trusted God to keep him safe.

- 
- Weak or Strong Center:** Have the children try to push a chair while a leader is sitting in it. Are they able to do it? Are they strong or weak? Place a lighter object in the chair and have the children try to push it again. "In today's Bible Adventure Paul was weak while he traveled. God protected him and gave him the strength to keep preaching the gospel of Jesus. Paul wanted the people to be strong in their hearts to obey God even when they felt weak in their bodies."
  - Play Dough Boats:** Provide enough play dough, straws, and small triangles of paper for each of your students. Ask the children to mold boats. Cut the straws in three pieces. Help each child tape a triangle of paper to a piece of straw to make the sail. Stick the sail in the middle of the boat. Encourage them to leave the boat in the middle of the work area for others to see. "In today's Bible Adventure Paul tells of a time he was sailing on a boat and it sank!"
  - Postcard Review:** Play "I See" (I Spy) with the review pictures on the poster board postcard. Ask a child to point to the picture you see. You might say: "I see a treasure box. What is the treasure that Paul was preaching?" "Which picture shows a child praying and saying he is sorry for his sins?" "Which picture shows Jesus dying for our sins?" "Where is a child being generous and not stingy?" "Who is happy in this picture?"
  - False and True Teachers: (2CO06ECGF5)** Materials needed: GF5 activity page, buttons or beans. Have the children cover the "false teachers" (the ones who are pretend or don't always tell the truth) with the buttons or beans. "In today's Bible Adventure story some of the false teachers in Corinth said that Paul was not an apostle because he didn't wear fancy clothes or look as important as they thought an apostle should look. We know that the true teachers are Jesus and Paul--not by the way they dressed or what they looked like, but because God sent them to teach the Corinthians and us today."
  - Listening Activity:** Listen to the story and song tape provided for this series of lessons or another children's tape. Listen with earphones, also. Talk about listening carefully to what it says. "Paul listened to Jesus, and he wanted others to listen to what he had to say about Jesus. He wanted them to know the truth. Everything God says in the Bible is true."
  - Magazine Hunt:** Give children magazines and ask them to find pictures of food, mountains, toys, cars, people, etc. Ask them if they are real. (No, they are only paper. They are fake, not real.) "In the Bible Adventure we are going to talk about some teachers who were fake teachers, not true teachers about God. Paul was helping the Corinthians by telling them to not listen to the false teachers."
  - Puppet Play:** Bring several different kinds of puppets. Talk with the puppets and let the puppets talk with each other about whether they are real people. (No, they aren't real!) Could we listen to a puppet and believe everything it says? (No, a puppet is just pretend. It isn't real.) Was Paul a real person with a real message from God? (Yes! He was a real teacher of God.) "There were some teachers in Corinth who looked like real teachers, but they weren't. Some of the Corinthians were listening to them and obeying them. Paul came to help them understand that he was a true teacher from God and those who lied about him were false teachers."
  - Experiencing Paul's Weaknesses:** Set up different stations for the ways that Paul experienced weakness so that God could give him strength to continue preaching about Jesus. Walk through the stations to demonstrate for the children what they must do as they continue around the stations several times. As children move around from one to another, encourage them to move quickly so they get tired. Possible stations would be: a box to get into and pretend it is sinking, take a stitch on a piece of punched canvas or jeans material with a piece of yarn dipped in melted wax (pretending to sew a tent), lay on the floor between two boards and pretend to be swimming, hit a pillow with sticks as if it were Paul being beaten with sticks.
  - "The Road to Damascus" Game:** Materials needed: Poster board "stones" cut out for a path (or carpet pieces), flashlight, music. Lay the carpet squares or paper "stones" on the floor to make a path. Turn the lights down and play "Follow the Leader," stepping from one stone to the next. When the music stops, shine the flashlight on a child. The child will shout out loud, "Paul was a true apostle." "When Paul was walking down the road to Damascus, Jesus shone His great, bright light upon him. He told Paul to go teach the truth about Him. He made Paul one of his apostles. Let's all follow Paul's example and go to our friends, family and neighbors and share Jesus with them."



## Book:

### Presentation Ideas -

- Color the **2CO06ECGF1**, **2CO06ECGF2**, **2CO06ECGF3**, and **2CO06ECGF4** pictures and glue them onto colored construction paper. Include the review pictures mentioned in the Bible Adventure. Show these pictures as you tell the Bible Adventure. Save them for review in future lessons.
- Story Suggestion:** Tell the story as the character of Paul. Bring in an old weather-worn piece of wood to show to the class. They are to listen closely to the Bible Adventure to learn how this piece of wood became so important to you (Paul).
- "Paul Tells of Jesus" Finger Play:**  
Walking or riding a donkey *(Pretend to hold reins.)*  
Or sailing through waves up and down, *(Move hand like rolling waves.)*  
Paul told the people of Jesus, *(Cup mouth.)*  
Traveling in cities and towns. *(Wave.)*

### Bible Adventure for 2's & 3's-

*(Show the 2CO06ECGF1 picture.)* We have been learning in Second Corinthians that Paul was a true apostle of Christ Jesus. It was Jesus who taught Paul how to be His apostle. But there were false teachers in the city of Corinth who were lying to the people in the Corinthian church. The false teachers said, "Paul is not a true apostle. When Paul was here, he didn't look important enough to be an apostle. He didn't act important enough to be an apostle. Paul seemed too weak to be an apostle."

*(Put an "X" across the false teacher.)* Paul wrote, "Don't listen to false teachers! The miracles God has done through me prove I am an apostle."

*(Show the 2CO06ECGF2 picture.)* "I am writing to defend my apostleship. *(Raise your arm to a shield position.)* Those men who say I am not an apostle are false teachers. They are telling lies about me."

*(Show the 2CO06ECGF3 picture.)* "Apostles don't have to look or feel strong all the time. My body feels weak much of the time. I have been beaten with whips and sticks. That made me feel weak rather than strong. Three times I was riding in a boat when a storm blew the boat around and it crashed and broke apart. *(Hold up piece of wood.)* One time I even spent a whole day and night in the water hanging onto a piece of wood trying to swim to shore. I felt very weak during these hard times."

*(Show the 2CO06ECGF4 picture.)* "I felt tired and weak when I was with you in Corinth. I worked hard at my job to make tents so that I would not have to take any of your money. I didn't take your money because I wasn't preaching to get more money. I was preaching because Jesus told me to preach."

*(Show the review 2CO01ECGF6 picture.)* "So, friends, all of these hard times I have suffered show you how much I love you. I cheerfully give my life for you. I go through hard times so that you can receive God's power in your weakness, too. God's power makes us strong in our hearts to obey."

"Don't listen to the false teachers who like to look and sound important and strong. God's power only comes to us through faith in Jesus and His words. If anyone preaches any other words, don't listen to them. Listen to Jesus who gives you strength to obey."

**Prayer:** Dear God, thank You for Your strength even when I feel weak. Help me be strong to obey You. In Jesus' name I pray, amen.

### Bible Adventure for 4's, 5's & K-

*(Show the review 2CO01ECGF3 picture.)* Jesus said to the apostles, "Go to every nation and preach the gospel. Make more disciples of the people who believe in Me." The eleven disciples who had lived with Jesus became His apostles who had special powers from God.

*(Show the review 2CO01ECGF4 picture.)* Jesus also chose Paul to be one of His apostles when He blinded Paul by His bright light on the road to Damascus. After that, Jesus taught Paul how to be His apostle.

*(Show the 2CO06ECGF1 picture.)* There were false teachers in Corinth who were trying to confuse the people in the Corinthian church. The false teachers said, "Paul is not a true apostle. He writes good, powerful words in his letters; but when he was here in Corinth, he didn't look important like an apostle should or speak in a powerful way like we think an apostle should. Paul is not a true apostle."

Paul wrote, "I am writing to defend my apostleship. *(Raise your arm to a shield position.)* Those men who say I am not an apostle are false teachers. *(Put an "X" across the false teacher.)* Don't listen to

them. The reason I don't try to sound important and powerful is because I don't want to brag about myself. I only brag about Jesus and His power. I only preach about Jesus and His crucifixion because He is the only One who can bring God's power into your life."

(Show the 2CO06ECGF2 picture.) Paul said, "I do not brag about the miracles I have done as an apostle. These miracles and mighty deeds prove I am an apostle. But I only want to talk about how weak I feel most of the time. I talk about my weakness instead of my strength because when I am weak, God is strong in working through me.

(Show the review 2CO01ECGF5 picture.) "I talk about how weak I felt when I was beaten with sticks and whips. Five times I was whipped with forty lashes (raise and lower your arm as though whipping someone), and three times I was beaten with sticks. Almost every day something bad happens to me that makes me feel weak rather than strong.

(Show the 2CO06ECGF3 picture.) "Three times I was riding in a boat when a storm blew the boat around so fiercely that the boat crashed and broke apart. (Hold up piece of wood.) One time I even spent a whole day and night in the water hanging onto a piece of wood trying to swim to shore. I felt very weak during these hard times; I felt like I was going to die.

(Show the 2CO06ECGF4 picture.) "I felt tired and weak when I was with you in Corinth because I worked so hard at my job of making tents. I worked hard so that I would not have to take any of your money; and now, instead of thanking me, you are listening to false teachers who tell you I was foolish and not acting like an apostle. I didn't take your money because I wasn't preaching to get your money; I was preaching because Jesus told me to preach.

(Show the review 2CO01ECGF6 picture.) "So, friends, all of these hard times I have suffered show you how much I love you. I cheerfully give my life for you. I go through hard times so that you can receive God's power in your heart, too. God's power doesn't take all the hurt away in our bodies, but it does make us strong in our hearts to obey. God's strength in our hearts shines through us best when we are not bragging about our own strength, but about God's strength that helps us when we feel weak.

"Don't listen to the false teachers who like to look and sound important and powerful. God's strength and power only come to us through faith in Jesus and His words. If anyone preaches any other words than Jesus' words, don't listen to him. Listen to Jesus who gives you strength to obey."

**Prayer:** Dear God, thank You for Your strength even when I feel weak. Help me be strong to obey You. In Jesus' name I pray, amen.

### Aim Questions

#### Aim Questions for 2's & 3's:

1. We know that Paul was a true apostle of Jesus Christ. Who in today's Bible Adventure said Paul was not a true apostle? (False teachers in Corinth.)
2. Who was beaten, whipped, in a boat wreck and worked hard to make tents while he preached the gospel message of Jesus? (Paul.)
3. Who was weak, but cheerfully gave his life to the Corinthians? (Paul.)

#### Aim Questions for 4's & 5's:

1. Who was saying Paul was not an apostle? (False teachers in Corinth.)
2. Why did Paul write the letter called 2 Corinthians? (He was defending his apostleship.)
3. What made Paul feel weak while he was preaching about Jesus? (His beatings, shipwrecks, and hard work.)
4. Is God strong even when His children feel weak? (Yes. God helps us be strong to obey.)
5. Was Paul a cheerful giver? (Yes. He gave his life to preach the gospel. Say the Memory Verse.)



#### Look:

- Aim Questions:** Place the **Aim Questions** under real food items mixed in with some false food items lined up on a table. (Plastic foods are available in the Children's Workroom.) Ask a child to pick up only a real food item to get a question to take to the teacher to be read.
- Snack:** Serve round crackers and let children draw ears on them with a tube of cheese. Talk about listening with our ears to the truth in the Bible. This is what Paul told the Corinthians to do.
- Transition Idea:** Walk as though you are very weak, pretending you have just been beaten like Paul had been in today's Bible Adventure.

---

**Apostle Shield: (2CO06ECGF6 and 2CO06ECGF8)** Materials needed: GF6 pattern of shield, GF8 Memory Verse, crayons, glue sticks, heavy poster board cut into 12" x 8" squares and 4" x 2" strips. Trace around the shield and strip patterns on poster board and cut them out. Glue the verse to the front of the shield, and staple the strip to the back of the shield for a handle to slip the hand into. Let the children color their shields as you teach about Paul's defense of his apostleship and authority to teach God's Word to the Corinthian church. Talk also about how Paul did not use a weapon or shield for strength. He had God's power in his heart to help him be strong to obey God and keep on preaching.

**Who is saying this? (2CO01ECGF1 and 2CO06ECGF1)** This is a way to review today's lesson. Tape the review 2CO01ECGF1 picture of Paul writing a letter and the GF1 false teacher picture on the wall within a child's reach. Write the statements listed below on separate pieces of paper and put them in a basket. Ask a child to pick a paper out of the basket for the teacher to read and then go touch the picture on the wall of the person who might be saying it. Ask the class if that is right.

Paul just wants your money.  
Paul is not a true apostle.  
Paul doesn't look like a true apostle.  
Paul doesn't act like an apostle.  
Paul doesn't look important.  
Paul wrote powerful words, but don't believe him.  
Paul's words are not true. Don't listen to him.  
It is okay to disobey Jesus.  
Listen to us. We are better than others.  
Faith in Jesus gives me strength and power.  
Listen to what Jesus says. He is always right.  
Listen to Jesus. He gives you strength to obey.  
Don't listen to false teachers.  
Jesus is the true authority for God's truth.  
Don't listen to people who don't teach about Jesus and His crucifixion.  
I preach that Jesus is the only One who can bring God's power into your life.  
I am a true apostle because I was with Jesus and God gives me special powers.  
I am weak, but God makes me strong.  
Return to Jesus and be obedient to the truths in the Bible.  
You have been tricked by the lies of the false teachers.  
I worked hard making tents so that I would not need any of your money.  
I was beaten and whipped and suffered in boat wrecks while preaching about Jesus.  
I suffered because I love you and cheerfully give my life for you.

**Paul to the Rescue:** Hide several Bibles around the room. Choose one child to be "It" who walks around trying to find the truth to obey. When he gets close, sing the song below louder and louder, but softer as he walks away from the truth. "Paul came to rescue the Corinthians from false teachers. He wanted them to know the truth about Jesus and to listen and obey."  
Sing the following words to the tune of "Ring Around the Rosie:"  
Paul to the rescue. Paul to the rescue.  
Hear the truth. Hear the truth. Listen and obey.

**The Rolling Waves Activity:** Bring a large sheet to class. Have the children sit around the sheet with legs out straight under the sheet. Have the children hold the edge of the sheet and at the teacher's signal, "One, two, three, lift," lift the sheet together over their heads and look at the others sitting across from them. Repeat. Lift and shake the sheet. What does it remind them of? (Waves on the water.) Put Paul's boat (ball or soft toy) on the top of the sheet. Lift together and shake the sheet and see if you can shake the boat off. Repeat. Shake the sheet hard for a storm and then get more quiet while you shake the sheet slowly and gently. When the sheet is completely still, have the children lie down and start to snore. Time to rest!

**Raise the Water Activity:** Have two leaders hold the ends of a long jump rope. Line up the other players. Begin with the rope lying flat on the ground and have everyone take a turn jumping over it. Raise the rope a little higher and repeat the jumps, but keep it loose so no one will trip over it. Raise it higher each time everyone has tried to jump over it. The higher the rope is, the fewer the number of players who will be able to jump over it. Keep raising the rope and jumping it. "Who is the strongest

to be able to jump the longest? Who in today's Bible Adventure had to float around in deep water hanging onto a piece of wood?" (Paul.)

- ☐ **True or False Teachers:** Have the leaders get up one at a time and make a statement in front of the children. The children respond by calling out "true" or "false." After the leaders have a turn, allow some of the children to make statements to the group. Some suggestions might include:

My name is Mrs. Schickenbottom. (False!)

I have two puppies at home. (True.)

I can ride a two-wheel bicycle. (True.)

I have walked on the moon. (False.)

I have met the president of the United States. (False.)

My favorite dessert is chocolate ice cream. (True.)

- ☐ **"My Name is Paul" Donut Man tape, Bible Songs Volume 2, "Values, Just For Kids"** Check out the tape from the Children's Workroom. The "My Name is Paul" song is the second one on the tape and you can use it many different ways. #1: Sing along with it while marching around with the children, stopping to do fun actions that go with the song. #2: Take four or five of Paul's actions from the song and make an obstacle course for the kids to "keep walking" through and preach the good news. #3: Sing the song with the children and play "Follow the Leader" with charades and fun facial expressions that match the actions of the song. (You can have one teacher stop the tape after each set of actions and then play it again as they continue walking and talking about Jesus.)

- ☐ **Teacher-Student Echo:** This can be a chant or sung to a nursery rhyme tune, such as "Where Is Thumbkin?"

**Teacher:**

I've been shipwrecked,

Been in prison;

But I keep walking

And I keep talking.

I've been beaten,

Hit with stones;

But I keep walking

And I keep talking.

I've been hungry

And I've been thirsty,

But I keep walking

And I keep talking.

I've been in rivers,

Been with robbers;

But I keep walking

And I keep talking.

I've been cold

Without a coat,

But I keep walking

And I keep talking.

I've worked hard

Without sleep,

But I keep walking

And I keep talking.

Jesus is Lord.

My name is Paul.

When I am weak,

Then He is strong.

**Students echo:**

I've been shipwrecked,

Been in prison;

But I keep walking

And I keep talking.

I've been beaten,

Hit with stones;

But I keep walking

And I keep talking.

I've been hungry

And I've been thirsty,

But I keep walking

And I keep talking.

I've been in rivers,

Been with robbers;

But I keep walking

And I keep talking.

I've been cold

Without a coat,

But I keep walking

And I keep talking.

I've worked hard

Without sleep,

But I keep walking

And I keep talking.

Jesus is Lord.

My name is Paul.

When I am weak,

Then He is strong.

## Songs:

**2 Corinthians 9:7, Memory Verse Song** (tune: "We Wish You a Merry Christmas")

God loves a-a cheerful giver.  
God loves a-a cheerful giver.  
God loves a-a cheerful giver.  
Second C'inthians nine, seven.  
(Repeat.)

**My God Is So Great**

My God is so great, so strong and so mighty  
There's nothing my God cannot do.  
My God is so great, so strong and so mighty  
There's nothing my God cannot do.  
Sometimes I feel weak; sometimes I get hurt;  
Sometimes I don't want to obey.  
My God is so great, so strong and so mighty  
He'll help me want to obey.

**All in All**

You are my strength when I am weak.  
You are the treasure that I seek.  
You are my All in All.

Seeking You as a precious jewel,  
Lord, to give up I'd be a fool.  
You are my All in All.

Jesus, Lamb of God,  
Worthy is Your name.  
(Repeat.)




## Took:

**Ears to Hear God's Truth: (2CO06ECGF7 and 2CO06ECGF8)** "Paul encouraged the Corinthians to listen to the truth and not to false teachers. He said to listen to and obey God's words in the Bible, which are truth." Give each child a set of GF7 ears. Fold back the tabs on the dotted lines and tape the ends of a chenille wire (pipe cleaner) in the top fold of each ear (see sample on the GF7 page). Glue a GF8 memory verse strip on the other side of the ears.


**What Do We Watch and Listen To?** Bring a small TV with a remote control or a box that the children color to look like a TV and a remote control they can pretend with. Talk about what we listen to. Do we listen to everything on TV? No! Do we turn it off when dad and mom say it is time to turn it off? Yes! What are the positive things we can watch on TV? "There are many false teachers on TV who say things that are not true. We must know what the Bible says so that we can tell the difference between what is true and what is false."

**Working Hard Like Paul:** Seat the children in a circle. "In today's Bible Adventure we learned about Paul's diligent efforts to work hard at being an apostle for Christ. He did not want to take any credit for this hard work; he only wanted to be an example for Jesus. What can we do at home to be hard workers for Jesus?" Some ideas might be: cleaning your room, making your bed, eating food that is good for you, thanking your parents, praying, washing your hands, brushing your teeth, feeding your pets, picking up your toys. Bring items from home that represent these activities. "God is very happy when we work hard for Him and obey just as Paul did many years ago."


**Preschool Page for Parents: (2CO06ECPPT)** Send a page home with each child, encouraging parents to reinforce the Bible truths at home. Spend a few minutes before the children go home creatively reviewing the song and Memory Verse.



False teachers lied and said Paul was not a true apostle.



Paul defended himself and said, "Jesus made me His apostle."





Paul felt weak when he was in the water a day and a night.



Paul worked hard at his job mending tents so he wouldn't have to take money from the Corinthians for food.


# False Teachers and True Teachers

Cover the false teachers with a button.

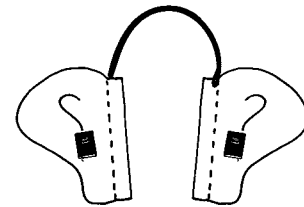
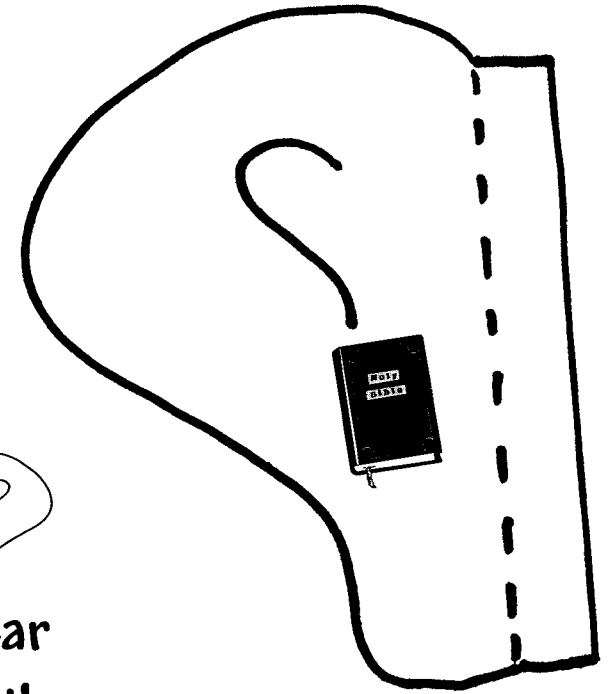







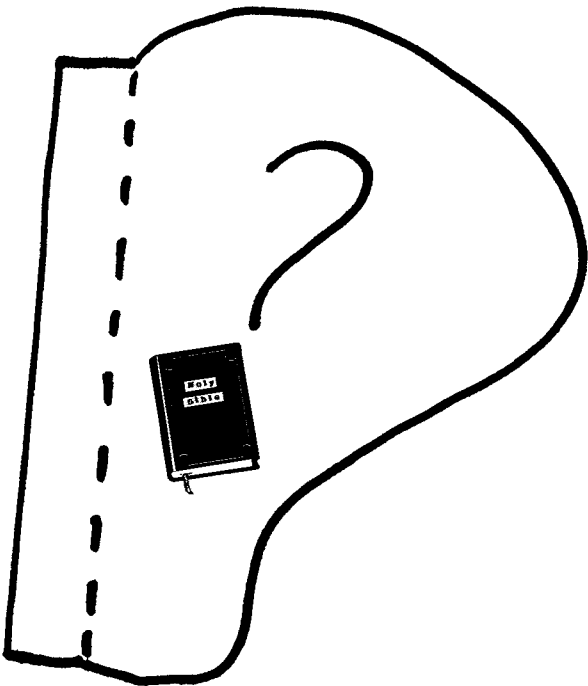
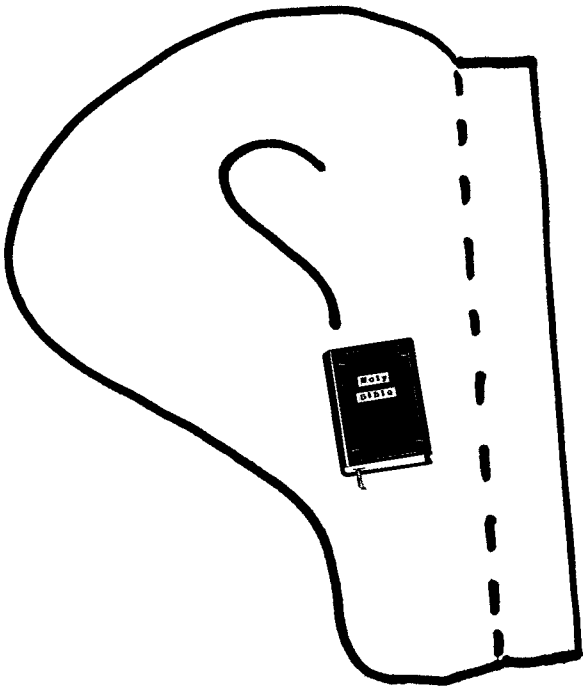
## Shield Pattern



Jesus is  
the only One  
to bring  
God's power  
into your life.



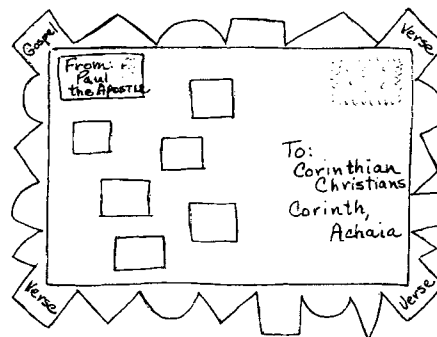
Ears to Hear  
God's Truth





# Second Corinthians Postcard Picture for Lesson #6

Cut out picture and glue on  
large poster board postcard.



Postcard sample

## 2 Corinthians Lesson #6:

The false teachers lied and said Paul  
was not a true apostle of Jesus.




## 2 Corinthians Lesson #6:

The false teachers lied and said Paul  
was not a true apostle of Jesus.



October 13, 2002

Second Corinthians Chapters 10:1-12:13



## This is what I learned today!

Paul continued to write the Corinthians to defend his apostleship. Some false teachers in Corinth confused the people by saying Paul was not an apostle of Jesus. Paul wrote that his power came from God. Paul talked about his weakness instead of his strength because when he was weak, God was strong working through him. Paul had been beaten with sticks and whips. He had been in three boat wrecks. He worked hard at making tents so he wouldn't have to take any money for his preaching. Paul cheerfully gave his life to preach about Jesus so God's strength could be seen in Paul's weakness. He told the Corinthians to listen only to Jesus' words and that would give them the strength to obey.

### Today's Memory Verse

God loves a cheerful giver.  
2 Corinthians 9:7

We are  
weak, but  
God is strong.



Show your children the difference in strength between an adult and a child by planting your feet on the floor and seeing if your preschool child can push you off balance. Have fun with different fitness activities. Then explain that God is much stronger than any adult. We all feel weak sometimes in various ways--sickness, sadness, and wanting to obey, but God is still strong to help us obey even during these times. This week when your child cries, pouts, gets angry or afraid, or disobeys, remind him that he is feeling weak, but God is strong and can help him obey. Sing the song below whenever you or your child are feeling weak and not wanting to do the right thing.

#### My God Is So Great\*

My God is so great, so strong and so mighty.  
There's nothing my God cannot do.  
My God is so great, so strong and so mighty.  
There's nothing my God cannot do.  
Sometimes I feel weak; sometimes I get hurt.  
Sometimes I don't want to obey.  
My God is so great, so strong and so mighty.  
He'll help me want to obey.

\* For tunes to songs, ask about the preschool tape.



When the false teachers told the Corinthians not to listen to Paul's words, Paul told them the truth--that he was a true apostle chosen by Jesus.

