



Materials I Need:**Legend:**= Option 1, Appropriate for 1st – 2nd Grade= Option 2, Appropriate for 3rd – 6th Grade**Memory Work:**



“But you, man of God, flee from all this, and pursue righteousness, godliness, faith, love, endurance and gentleness.” 1 Timothy 6:11 (NIV)

**Hook:**

Holy Harry (Role-play).   Have a teacher dress up like a slick TV evangelist. Loud and brazen, have him come into the classroom selling self-help manuals and other gimmicks. The false teacher should be teaching lies in order to get money. Have a teacher act as a conversation guide between Harry and the class. Have the class discuss the items that Harry has to sell and what are Harry's motives for selling the items. The interaction can take place between Harry, a teacher, and the students. Suggested ideas:

- Have your sins forgiven for only \$9.99
- bottle of holy water to be consumed when baptized for only \$14.99
- pendant made from the wooden cross that Christ hung upon for 99 cents
- Salvation Soap—sure to get the sin out of anyone
- several good books such as "Dummies Guide to Getting What You Want from God"
- "Marketing the Message"
- Jesus with a bobbing head for your dashboard
- Consecrated wedding gowns, etc.



The Snare of Money (Object Lesson/ Activity).   Use this object lesson to convey the main point of today's Bible passage: *Those who want to get rich fall into a snare.* In preparing for this HOOK, bring in a king-size candy bar that would appeal to the students. Tie a string to the candy bar that connects to a backpack hidden from sight. Place the backpack inside a cardboard box or cover it with a coat. The backpack needs to be filled with heavy items like rocks, weights, etc. Make sure the weight of the backpack is bearable but difficult to handle for the students. Each of the items inside should be labeled with words like: pain, ruin, destruction, worry, unhappiness, hell, and other words describing the results of greed.

1. Let the students know that you have a candy bar that you would like to give any student with the condition that they also take what's inside the box or under the coat.
2. Ask the students what they'd be willing to do for the candy bar.
3. Choose the student whose willingness is the greatest.
4. Give the student the candy bar and remind him or her to take what's in the box as well.
5. Have the student wear the backpack for the remainder of the HOOK and BOOK times.
6. You may want to take a walk in-between the HOOK and the BOOK times just so the load will be noticeable.
7. After the BOOK time, bring the student to the front of the classroom and explain the entire point of this object lesson.
8. As you speak about the dangers of greed, take each of the heavy objects out of the backpack.

Discuss with the students how greed can lead to many other dangers for the soul.

 **Ruin and Destruction (Game).** 🦋, 🦋 You will need:


1TIM05.GF1 cut apart
blindfold
tape

Blindfold one student and have the rest of the students tuck the slips of paper from **1TIM05.GF1** into their belts or tape them with scotch tape. The blindfolded student must rush around the room, trying to grab as many slips of paper as possible in one minute. Several students may take turns. At the end of the game, explain to the students how the game illustrates how greed leads to sin. Read and discuss the words on the slips of paper. Read 1 Timothy 6:9, 10. Explain to the students that people who pursue greed act in the same way as the blindfolded person. Compare being blindfolded to the blindness of greed. Compare rushing and snatching to the effects greed has on others and on the greedy person.

 **Let's Make a Deal! (Game).** 🦋, 🦋 You will need:

3 shoe boxes with the lid and box gift wrapped separately
3 envelopes
fake money (preferably \$20 bills)
king-size candy bar, small toy, children's book or tape, small pocket game, or other desired possession

1. Place \$100 of the fake money in three different envelopes.
2. Number the outside of each box one, two, and three.
3. Place an item in each box.
4. Pick participants by asking for the first person who can: recite the memory verse from last week, produce a quarter for the offering, or has red socks on, etc.
5. As the students come up, ask them whether they would like to pick box one, two, or three.
6. The last person who picks a box has the option to stay with their choice or choose an envelope that contains \$100.
7. If they stay with their choice, move on to the next person and present the same option.
8. If they choose the envelope, have them hold it without opening it. After each student has made their choices let everyone see what is inside the boxes first.
9. If someone chose the envelope, explain to the class how he or she sought after money (greed) and received nothing of value. At least the person who selected a box has something that can be enjoyed now.
10. If no one selected an envelope, explain that this is a good thing because all they would have received was fake money. Open the envelope(s) and show the class the fake money.

 **If You Had a \$100 (Activity).** 🦋 Each student will need:

1 sheet of construction paper
scissors
glue

Bring in sale ads, catalogs, or magazines that show toys, clothes, food, candy, toiletries, computer or school supplies, televisions, stereos, cars, houses, etc. Ask the students: What would you do with \$100?

Have the students cut out pictures of what they would spend their money on. Then have them glue the pictures on the construction paper in the order of priority.

If You Had a Million Dollars (Activity). 🦋 Each student will need:

1 sheet of paper
pen or pencil

Bring in sale ads, catalogs, or magazines that show toys, clothes, food, candy, toiletries, computer or school supplies, televisions, stereos, cars, houses, etc. Ask the students: What would you do with one million dollars?

Have the students use the ads, catalogs, etc., as a means to get ideas and prices. Have them write a list in order of priority. Their items must total a million dollars. Examples:

Car \$25,000
College \$100,000
House \$200,000

The objective is to see how the students would spend their money. When they're done have some

of them share their lists. Ask the class: Did anyone give to the church or a ministry organization? If so, why?



Quotes About Money (Discussion/Game/Activity). 🦋, 🦋 Read and discuss these famous quotes about money:

- A penny saved is a penny earned. (Benjamin Franklin)
- Save a little money each month and, at the end of the year, you'll be surprised at how little you have. (*Earnest Haskins*)
- The easiest way for your children to learn about money is for you not to have any. (*Katharine Whitehorn*)
- The safest way to double your money is to fold it over and put it in your pocket. (*Ken Hubbard*)
- No one can earn a million dollars honestly. (*William Jennings Bryan*)
- Money is the root of all evil. (*common saying*)
- The lack of money is the root of all evil. (*George Bernard Shaw*)
- **The love of money is a root of all kinds of evil.** (1 Timothy 6:10)
- Make money your god and it will plague you like the devil. (*Henry Fielding*)
- Who is rich? He that is content. Who is that? Nobody. (*Benjamin Franklin*)
- **Godliness with contentment is great gain.** (1 Timothy 6:6)
- Never spend your money before you have it. (*Thomas Jefferson*)
- You can't take it with you. (*common saying*)
- **We brought nothing into the world, and we can take nothing out of it.** (1 Timothy 6:7)
- One must be poor to know the luxury of giving. (*George Elliot*)

Ask the class: Have you heard them before? Do you agree with them? Believe it or not, three of the following quotes come from 1 Timothy chapter 6. Can you guess which ones? (Answers are bolded.)



King Midas' Touch (Story). 🦋, 🦋 Read the following short story to the students to stimulate discussion about today's lesson:

Joy and Happiness Not for Sale

Once upon a time there was a boy and girl who lived in a small rural town. Their dad was a store clerk and their mom worked in the town library. The family was not rich but they made do and had all the things they needed. The boy's name was Mark and his sister's name was Trina. Mark was restless and not satisfied with his life. All of his friends had more than he did. They had better and newer bikes; they had all sorts of computer games and the latest toys. Mark had only an old single-speed bike, and the family could not afford a computer, much less computer games. Trina, on the other hand, was very happy; she enjoyed reading books and spent many hours in the library with her mom. She had many friends and was always cheerful and thankful for her parents and what she had. She always tried to encourage her brother, Mark.

As the children grew older, Mark grew more dissatisfied and made a promise to himself that he would leave his small town, never get married, become rich, and have all the things that he ever wanted. Mark decided that he would start a business that would make him rich. He investigated many get-rich-quick schemes and then started a mail order business. The business did very well when he invested his money in property. Mark was about to become very rich. Mark was still not satisfied and was a very unhappy person. No one liked to be around him but many tried to take advantage of him because of his wealth. He bought anything he wanted and went wherever he chose, but he was still not satisfied and wanted even more riches and power. He started more businesses and invested in more property until he was very, very rich and powerful. It seemed as though everything he touched turned to money. As he became older and older, he became more and more dissatisfied and was a very lonely and angry person. He had no joy and no real friends. He had everything he ever wanted, everything he thought would make him happy, but he was not satisfied.

He decided one day to go back to the small town where he was raised and visit his sister, Trina. Trina had become a nurse and worked in the town's small hospital. She and her husband, John, had helped many people over the years and had many friends. John and Trina had a love for children and had adopted six of them from various countries throughout the world and had three of their own. The couple was not rich but had everything they needed and were very happy and satisfied. They had many grandchildren living nearby who came to visit them. They loved to have

the grandchildren stay overnight so they could play with them and enjoy them.

When Mark visited Trina and John, they were having a birthday party for one of their grandchildren, and everyone was there. What a joyful time they were having! Everyone joined in the games, and carefree children and parents were running everywhere. Mark was so taken aback by all of the joy and happiness around him. It was the very thing he wanted but had never obtained. He just had to ask his sister a question.

Ask the students: What do you think that question was? How do you think Trina answered it?



Book:

Presentation Ideas –



The Greedy False Teacher (Illustration/Coloring Page). 🦋, 🦋 1TIM05.GF2



Verses 'On' Money (Visual Aid). 🦋, 🦋 Make an example of the *Verses on Money Craft* found in the **TOOK** section, **1TIM05.GF10 Pgs. 1-3**. Pull out bills at appropriate times during the lesson and have the students read the verse.



Pursue Righteousness (Object Lesson). 🦋, 🦋 You will need:

canning jar & lid
water
oil

1. Fill the canning jar 50% full of water and then add 25% oil.
2. Screw the lid on firmly and shake the container until the oil and the water are mixed.
3. Set the container down on the table for all of the students to see.
4. Explain to the students that the oil represents the false teachers that had crept inside the church, while the water represents the true teachers who were fighting the good fight of faith, like Timothy. Paul charged Timothy to remain righteous and pure while defending the Gospel. False teachers had crept inside the church and Paul challenged Timothy to flee from the lies these men were spreading and fight the good fight of faith. Just as the oil separated from the water, false teaching will be brought to light by teaching the truth and remaining pure, just as we will see Paul's charge to Timothy.



Money: Good or Bad (Object Lesson/Discussion). 🦋, 🦋 Hold a one dollar bill up and ask the class:

1. What am I holding up? (*a dollar*)
2. What is another name for this? (*money*)
3. What do people do with money? (*They spend it.*)
4. Do we need money?
5. On what do we spend our money?

Discuss the difference between needs and wants. Tell the students that they will learn that they're not to love money or possessions. Instead, we are to be rich in doing good deeds. Some people think this means that money is bad. Money in itself is not bad but it's what we do with our money that can be bad. Continue discussing the following:

6. What happens if I hold onto money so tightly or too close to me? (Hold dollar tightly in front of your eyes.) *I can't see who or what is in front of me, and I can't see where I am going. I might walk into danger and not even know it. I am no longer able to see who needs help or needs to be loved or cared for. I can't even see my Bible to read it.*
7. What happens if I do this? (Hold the money away from you down at your side.) *I can see clearly now where I am going, who might need help or love, and I can see my Bible to read it.*
8. What are some good things we can do with money? *God gives us everything, even money. He wants us to use our money and our possessions to do good.*

Bible Adventure for 1st – 6th Grades –

Imagine for a moment that you are part of a basketball team that is playing in the finals to determine who will win the state championship. It's the beginning of the fourth quarter, and it is a close contest. It's

been a tough game, and all of you are exhausted and sore. There's been some rough and unfair play, but it's no time for your team to give up. Absolutely not! Too much is at stake. After all, you've worked all season for this, and you're playing for the state championship! You know you must keep fighting to win the prize.

In a way, a similar situation was happening to Timothy at the church in Ephesus. In 1 Timothy 6, Paul urged him to keep on being a faithful minister even though he was facing many hardships. Timothy was facing false teachers who were leading people away from the truth of the Bible. Paul called on his young disciple not to give up but to keep on fighting the false teachers and remain faithful to the Lord. Something much greater was at stake than a state championship—the eternal truth of the Gospel of Jesus Christ was on the line!

In this final chapter of his letter to Timothy, Paul showed what the false teachers were really like under all their smooth talk. They preached because they were greedy. They wanted to make money off of the members of the Ephesian church. As a result of their teaching, many in the church were arguing and gossiping behind each other's backs.

Paul warned of the dangers of greed and emphasized that contentment is a must if a person wants to avoid the temptation of always wanting more. Contentment means to be satisfied with what you have. Paul said, "But if we have food and clothing, we will be content with that" (6:8). Food and clothing are all we really need to survive, and it should be enough because nobody can take anything from this earth with him when he dies. When you think about it, it's foolish to be greedy because, at the end of your life, all the money and possessions in the world will do you no good! Paul warned that greed would cause people to turn their backs on God because all they care about is how to get more money. He said, "People who want to get rich fall into temptation and a trap and into many foolish and harmful desires that plunge men into ruin and destruction. For the love of money is the root of all kinds of evil. Some people, eager for money, have wandered from the faith and pierced themselves with many griefs" (6:9-10).

Paul realized that this was not just a temptation for the people in the Ephesian church but also for Timothy as well. Paul strongly urged him to run away from greed and all of its dangers. Instead, Timothy was to be known as a "man of God" that spent all of his time and energy striving to be more and more like Christ. He was given four commands: Flee from evil, pursue Christ-likeness, fight the good fight, and hold fast to eternal life. No matter what happened to him, he was to trust in God's faithful care and protection.

In ending his discussion on greed and money, Paul wanted to make it clear that having a lot of money in and of itself is not evil. Remember, it is the love of money that is the root of all evil, not money itself. Money can be used to glorify God and spread the Gospel. Paul gave a list of instructions for those who were rich in the Ephesian church. They were not to fix their hope on the wealth that could so easily be taken away from them. Rather, they were to be generous and meet the needs of the poor all around them. They were to use their money for good deeds and, in doing so, store up treasure for themselves in heaven. This would be a sure sign that their money had not caused them to be greedy in their hearts.

Paul charged Timothy to "fight the good fight" and protect the truth of the Gospel of Jesus Christ. It is like a precious treasure that must be kept pure and unstained by the teachings of the false teachers. The false teachers in Timothy's day were motivated by a love of money just like many are today. Paul made it clear in 1 Timothy 6 how Christians are to think about money and what they should do with it. Greed turns our hearts away from God and slowly blinds us to the truth of the Bible and what contentment is all about. It can fool people into thinking that the greatest enjoyment in life can be found in money rather than in our wonderful and glorious God. Put your hope and joy in God and make Him your first priority. This will allow you to be generous and share all that He has given to you with those in need. Then, instead of using your money to store up treasures on earth that will eventually rust and rot, you will be storing up treasures in heaven that will last for all eternity!

Aim Questions

1. **What was the motive behind the false teachers?** *(They wanted to get rich off of the ministry.)*
2. **With what should the believer be content?** *(Food and covering.)*
3. **What happens to those who want to get rich?** *(They fall into ruin and destruction of their soul.)*
4. **What is the root of all sorts of evil?** *(The love of money.)*

5. **What commands did Paul give to Timothy in 6:11-12?** *(To flee from evil, pursue Christ-likeness, fight the good fight, and hold fast to eternal life.)*
6. **Rather than being greedy, how might a believer use the resources God has given to him?** *(He can be generous and share with those in need.)*



Look:



The Love of Money Is the Root of All Kinds of Evil (Activity/Discussion). 🦋, 🦋 You will need:

butcher paper or cardboard
 play money
 index cards
 tape
 coloring crayons
 scissors

Draw a tree on butcher paper or cardboard, color it, and cut it out. Write "love of money" at the roots and attach a few bills of play money. On the index cards, write out various sins that could be associated with the love of money, one per card (stealing, coveting, lying, etc.). Discuss with the students how the roots of the tree supply the rest of it with what it needs to grow. What it takes from the soil around it affects the growth and condition of the tree. Read 1 Timothy 6:10. Pass the cards out to the students and have them come, one at a time, to tape their card to one of the branches of the tree. Discuss how the love of money is the root of these evils. Contrast this tree which is rooted in the love of money, with the tree whose delight is in the law of the Lord in Psalm 1.



Greedy Heart vs. Generous Heart (Worksheet). 🦋, 🦋 Use this worksheet to help the students see the Biblical difference between a greedy heart and a generous heart. Have the students look up the verses under each topic and write down their discoveries of what God thinks of both hearts, **1TIM05.GF3**.



Lazarus and the Rich Man (Skit). 🦋, 🦋 Have two teachers dress up like Lazarus and the rich man. Act out the narrative in Luke 16:19-31. Have a narrator set up each scene by reading a portion of the text. After the skit have a question and answer time using the whiteboard to write down the students' observations. Costume resources are available in the Teachers' Workroom.



Who Wants to Die a Millionaire? (Role-Play/Skit). 🦋 Use this skit to reinforce the lesson on the dangers of greed. Have one of the teachers be a contestant on the show and another, the host, Regis Moneyman. The students are the studio audience. (If you'd like to use the VPU and a PowerPoint presentation with the Millionaire Game on it, please order well in advance). The point of this drama is to show the students that, in the end, a greedy heart shows whether a person is a believer or not and can ultimately lead to ruin and destruction and ultimately eternity in hell.

Each level of the game should ask questions about money and wealth, and the correct answers should reflect a greedy heart. For example, "Which of the following would you choose to do if you had one million dollars? a) Give it away joyfully. b) Give it to the church. c) Help those in need. d) Spend every cent on my selfish desires! The correct answer in this case would be "d". Think creatively on what kinds of questions to ask.

When the contestant wins the one million dollars, there is a bonus prize: eternity in hell. Announcer should say: "That's right, Regis! Our greedy contestant has won an all-expense paid trip to the Lake of Fire...for the rest of eternity! You will spend the rest of your existence along the shores of brimstone and fire, burning in eternal torment with every other greedy, sinful sinner. And to top off your stay, there will be the deplorable gnashing of teeth and cries of agony! Enjoy your trip!"

You may revise the game show in whatever way you'd like, but make sure the point is that "the love of money and greed" is what determines a person's heart, not just money itself. Really emphasize this so the students won't be confused or miss the point.

Money Matters for the Man of God (Worksheet). 🦋, 🦋 Have the students complete the worksheet regarding money matters and those things we should pursue, **1TIM05.GF4**. *Answer Key: Correct responses to the first section are the words in bold in the Scripture passage. Multiple choice answers: If you don't have money, Do: B; Don't: D. If you have money, Do: D; Don't: C.*

Trap (Object Lesson/Discussion). 🦋, 🦋 Bring an animal trap to class such as small game or an inexpensive rat trap. Show it to the students and discuss how Paul told Timothy that people who want to get rich fall into a temptation and a trap. Discuss what happens to animals when they fall into the trap. Read 1 Timothy 6:9-10 and share with the students what happens when we fall into the trap of loving money.

Flee Greed/Pursue Righteousness (Game). 🦋, 🦋 You will need:

- 6 white 2-inch cloth strips or 2-inch crepe paper cut into headbands or shoulder sashes (like Miss America)
- 6 colored 2-inch cloth strips or 2-inch crepe paper roll cut to use as headbands and shoulder sashes
- bold marker
- tape

This is a game of tag with three groups of participants. On the white strips, write one of the following words: righteousness, godliness, faith, love, endurance, and gentleness. On the colored strips, write: temptation, ruin, foolishness, destruction, evil, and grief. If you have a small group of students omit some of the headbands so that least one third of the students are without a headband. When handing out headbands or shoulder sashes, include the teachers in the game. Play three rounds as follows:

1. The students with the colored bands will chase the students with no bands. If they are caught, the colored band will be given to the student who is caught.
2. The students with no bands will run from the students with the colored bands and pursue those with the white ones, illustrating the verses, 1 Timothy 6:9-11.
3. The students with the white bands will run from the students with no bands. If they are caught, they will give their bands to the student who caught them.

The winners are the students with white bands. Have them sit on the floor for a discussion. Read 1 Timothy 6:9-11 and compare the game to the verses. This is a great time to work on the memory verse.


The Root of Evil (Worksheet). 🦋, 🦋 Have the students draw a line from the sinful attitudes that the love of money can cause in a person to the limbs of the tree. Some of these character qualities are not a result of the love of money. Towards the end of the worksheet be sure to remind the students to notice what is at the root of this money tree! Ask the students thought-provoking questions such as: Which one of these have you seen in your own life regarding the love of money? **1TIM05.GF5**. *Answer Key: jealousy, greed, murder, anger, lying, selfishness.*

The Good and the Bad Shepherd (Game). 🦋, 🦋 Have two teachers, representing good and bad shepherds, stand in opposing corners of the classroom. A third teacher will be the "Town Crier." The students will stand towards the center of the room and be the sheep. The "Town Crier" will read statements about an unnamed shepherd. *(These statements could involve the daily routines of life that students make decisions on or maybe actual situations involving shepherds and sheep).* It is the students job to figure out which shepherd is being described by the statements read. Once a statement is read, the student will go to the shepherd described. The students will build points with each correct answer. The bad shepherd could be constantly beckoning to the students and trying to coerce them into their corner, while the good shepherd could be reading selected Proverbs concerning wisdom. The bad shepherd could be rewarding the sheep with fake money, while the good shepherd is rewarding them with healthy food such as apple wedges, etc. At the end of the game, talk about the lure of the bad shepherd and the healthy goodness of the good shepherd.

Aim Questions (Worksheet). 🦋 Have the students answer the Aim Questions about today's Bible Adventure, **1TIM05.GF6**.



Passage Review Questions (Worksheet). 🦋, 🦋 This booklet contains many questions from the

Scripture passage covered in today's lesson. Students may work on them in class and complete them during the week at home, **1TIM05.GF7 Pgs. 1 & 2.**

- 1 Timothy 6:11-12 (Memory Verse Song).**  Words and music for today's memory verse are available upon request from Children's Ministry.





Took:



- Put Your Faith Into Action (Coupon Book).** ,  Each student will need:
1TIM05.GF8 Pgs. 1 & 2 duplex-copied onto cardstock
1TIM05.GF8 Pgs. 3 & 4 copied onto light green paper



Investing our time in God's kingdom by serving will store up treasures in heaven. Have the students follow the directions below to assemble the coupon books:

1. Choose and cut out six coupons of deeds you are willing to do with a joyful heart attitude.
2. Place the coupons inside the cover and staple together down the left side.
3. Bring back the completed back cover to class.

Teachers: Do not tell them that they'll be rewarded. Some reward ideas are: Dairy Queen or McDonald's gift certificate, king-sized candy bar, can of pop, etc.

- In God We Trust (Object Lesson).** ,  Pass out a few dollar bills to the class so that everyone can take a close look at one. Ask the students to look at the back of the bill (opposite side from portrait). Ask the students to read what it says above the word "one." This phrase has been on U.S. currency since 1955 when Congress passed a law that required it to be used on all money, even coins. It serves to remind us that we are to trust in God not money. In 1 Timothy 6:17, Paul says, "Command those who are rich in this present world not to be arrogant nor to put their hope in wealth, which is so uncertain, but to put their hope in God, who richly provides us with everything for our enjoyment." He goes on to say that people should be generous and willing to share because, in this way, they will store up treasure for themselves in heaven. Every time we handle money, we can remember that we shouldn't put our trust in money, only in God. Spread out some coins on a table and let the students find the phrase "In God We Trust."


- It's Better to Give than to Receive (Worksheet).** ,  Use this worksheet to help the students apply the positive aspects of today's lesson, which is to understand the joy of giving, **1TIM05.GF9.**

- Verses 'On' Money (Craft).** ,  Each student will need:
1TIM05.GF10 Pg. 1 printed onto cardstock
1TIM05.GF10 Pgs. 2 & 3 duplex-copied onto light green paper
scissors
hole punch
4-foot piece of yarn with one end sealed for lacing

Have the students follow the directions below to complete their crafts:

1. Cut out the pieces of the wallet.
2. Stack them in three layers, matching holes with the largest piece on the bottom and the small ones on top.
3. Lace the wallet together by going through each hole the same way so that the yarn wraps around the edge with each stitch.
4. When you get back around to where you started, tie the two ends of the yarn together.
5. Cut apart the bills and put them in the wallet.

As the students work, have them read the verses and explain what they mean in their own words.

- Be Content (Worksheet).**  Have the students complete this worksheet on contentment, **1TIM05.GF11.** *Answer Key: All pictures of food or clothing items should be circled. All others should be crossed out.*

- 1 Timothy Pop-Up Book Incentive (Craft).** ,  This is the last week in which the students will

complete a pop-up page for 1 Timothy. The pop-up page will remind the student of the lesson's theme. Have the students add all of the pages they have made to the book cover below. They may then take their book home today.

Week 5: The Shepherd's Crook Page Pop-up (Craft). 🦄, 🦋 Each student will need:

1TIM05.GF12 Pgs. 1 & 2 copied on 80# bond white cardstock

scissors

glue



Pop-Up Pages Book Cover (Craft). 🦄, 🦋 Have the students add all of the pages they have made to the book cover and take their book home. Each student will need:

1TIM05.GF13 enlarged and copied onto 8 1/2 x 14" cardstock

Directions:

1. Lightly score the fold lines with a razor knife to aid folding the cardstock. Fold the book cover in half and heavily crease the fold line. Fold the edges of the book cover over, crease the fold lines and glue the edges down. (This should be pre-assembled).
2. Have the students glue all of the pop-up craft pages together, last page to first page of each pop-up page craft. Allow the glue to dry.
3. Glue the first page of the pop-up craft assembly (step # 2) into the book cover, then glue the last page into the book cover.

Note: The book covers will be made up for the teacher. This last craft, along with the addition of the previous pop-up pages, will take considerable class time.

Anger

Stealing

Jealousy

Murder

Arguing

The Greedy False Teacher



Give or Receive?

Which Is better?

What do you think is better? To give or to receive?
To answer this question, look up Acts 20:35 and fill in the missing words from this verse.

"In _____ I did, I _____ you that
by this _____ of hard _____ we must _____ the
_____, remembering the _____ the Lord _____
himself said: 'It is more _____ to _____
than to _____.'"


Write down three ways that you will work on GIVING this week.

- 1.
- 2.
- 3.

MONEY MATTERS for the MAN OF GOD

After reading the verses below, write some **things to flee** on the warning signs behind the man.

Write some **things to pursue** on the goals in front of the man.



“He has an unhealthy interest in controversies and quarrels about words that result in **envy, strife, malicious talk, evil suspicions** and **constant friction** between men of corrupt mind, who have been robbed of the truth and who think that godliness is a means to financial gain.” 1 Timothy 6:4b & 5

“For the **love of money** is a root of all kinds of evil.” 1 Timothy 6:10a

“But you, man of God, flee from all this, and pursue **righteousness, godliness, faith, love, endurance and gentleness.**” 1 Timothy 6:11

MONEY DO'S AND DON'TS

Choose the correct answer.

If you don't have money:

Do (6: 5-8)

- A. Find something else to make you happy.
- B. Be content.
- C. Be godly so God will give you more.
- D. All of the above.

Don't (6: 9, 10)


- A. Desire to be rich.
- B. Love money.
- C. Fall into temptation.
- D. All of the above.



If you have money:


Do (6: 17-19)

- A. Put hope in God.
- B. Be rich in good deeds.
- C. Be generous and share.
- D. All of the above.




Don't (6: 17-19)

- A. Invest in the stock market.
- B. Lay up treasure in heaven.
- C. Be arrogant.
- D. All of the above.



The Root of Evil \$

Draw a line from the attitudes that the love of money can cause in a person to the limbs of the tree. Some of these character qualities are not a result of the love of money. Notice what is at the root of this money tree! As you work on this worksheet, ask yourself which one of these have you seen in your own life regarding the love of money?



Aim Questions

Answer the following questions about today's Bible Adventure.

1. What was the motive behind the false teachers?
2. With what should the believer be content with?
3. What happens to those who want to get rich?
4. What is the root of all sorts of evil?
5. What commands did Paul give to Timothy in 6:11-12?
6. Rather than being greedy, how might a believer use the resources God has given to them?

Paul told Timothy to guard his heart and to remain a faithful minister by avoiding the dangerous pitfalls of greed. The way we do this is by finding our hope and joy in God first and foremost. Having Him as our number one priority will allow us to be generous and to share all that He has given to us with those in need. This way, instead of storing our treasures into what will eventually rust and rot, we will be storing our treasures in heaven for eternity!



"But you, man of God, flee from all this, and pursue righteousness, godliness, faith, love, endurance and gentleness."

1 Timothy 6:11 NIV

In whom does everyone, both rich and poor, need to put their hope? (6:17)

What are some other commands Paul gives to the rich? (6:18, 19)

What is Paul's final charge to Timothy as he closes this epistle? (6:20, 21)

Passage Review Questions

1 Timothy 6:3-21

What are the three things that label a man conceited with no understanding? (6:3)

In what things does he have an unhealthy interest? (6:4)

What do these men think they will receive for acting like they are godly? (6:5)

What does godliness and contentment produce? (6:6)

Is this the same type of gain that the false teachers were after? (6:3-6)

With what types of things did we come into this world, and what types of things will we be taking with us? (6:7)

What happens to people who desire to get rich and do not depend on God for all of their needs? (6:9)

What happened to those people who had wandered away from the faith in search of riches? (6:10)

What is Paul's charge to Timothy regarding all of these things? (6:11)

What did Paul challenge Timothy to be pursuing? (6:11)

What was Timothy supposed to be fighting? (6:12)

Of what did Timothy need to be reminded? (6:12)

Who gives life to everything? (6:13)

With what does Paul charge Timothy in this passage? (6:13-15)

List the titles that Paul gives God. (6:15)

Against what do the rich people of this world need to protect their hearts? (6:17)



TO: _____
(Name)

These coupons are for you to use whenever you please.
I agree to do the tasks with a joyful heart and attitude.
When I complete all the tasks, please fill out the back
cover and return it to my Bible School teacher.

Thank You,

(Name)

has completed all the tasks in their coupon book
with a joyful heart and attitude.

Parent signature

TO: _____
(Name)

These coupons are for you to use whenever you please.
I agree to do the tasks with a joyful heart and attitude.
When I complete all the tasks, please fill out the back
cover and return it to my Bible School teacher.

Thank You,

(Name)

has completed all the tasks in their coupon book
with a joyful heart and attitude.

Parent signature

TO: _____
(Name)

These coupons are for you to use whenever you please.
I agree to do the tasks with a joyful heart and attitude.
When I complete all the tasks, please fill out the back
cover and return it to my Bible School teacher.

Thank You,

(Name)

has completed all the tasks in their coupon book
with a joyful heart and attitude.

Parent signature





VS.





Look up the following verses in each column and discover what God says about the **\$\$GREEDY\$\$** and **GENEROUS** heart. Write down your discoveries below each verse.

GREEDY HEART

- ☹ 1 Timothy 6:9-10
- ☹ Matthew 6:24
- ☹ 1 John 2:15
- ☹ Colossians 3:5

GENEROUS HEART

- ☺ 1 Timothy 6:18-19
- ☺ Acts 20:35
- ☺ Matthew 6:20-21
- ☺ Hebrews 13:16





“But godliness with contentment is great gain. For we brought nothing into the world, and we can take nothing out of it. But if we have food and clothing, we will be content with that.” 1 Timothy 6:6-8

“For the love of money is a root of all kinds of evil. Some people, eager for money, have wandered from the faith and pierced themselves with many griefs.”
1 Timothy 6:10

“But you, man of God, flee from all this, and pursue righteousness, godliness, faith, love, endurance and gentleness.”
1 Timothy 6:11

“Command those who are rich in this present world not to be arrogant nor to put their hope in wealth, which is so uncertain, but to put their hope in God, who richly provides us with everything for our enjoyment.”
1 Timothy 6:17

“Command them to do good, to be rich in good deeds, and to be generous and willing to share. In this way they will lay up treasure for themselves as a firm foundation for the coming age, so that they may take hold of the life that is truly life.” 1 Timothy 6:18, 19








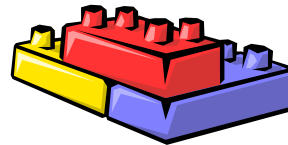



“But you, man of God, flee from all this, and pursue righteousness, godliness, faith, love, endurance and gentleness.”
1 Timothy 6:11

Be Content

Circle the necessary things with which we should be content. Cross out the things we may want, but don't need in order to be content.

“But if we have food and clothing, we will be content with that.”

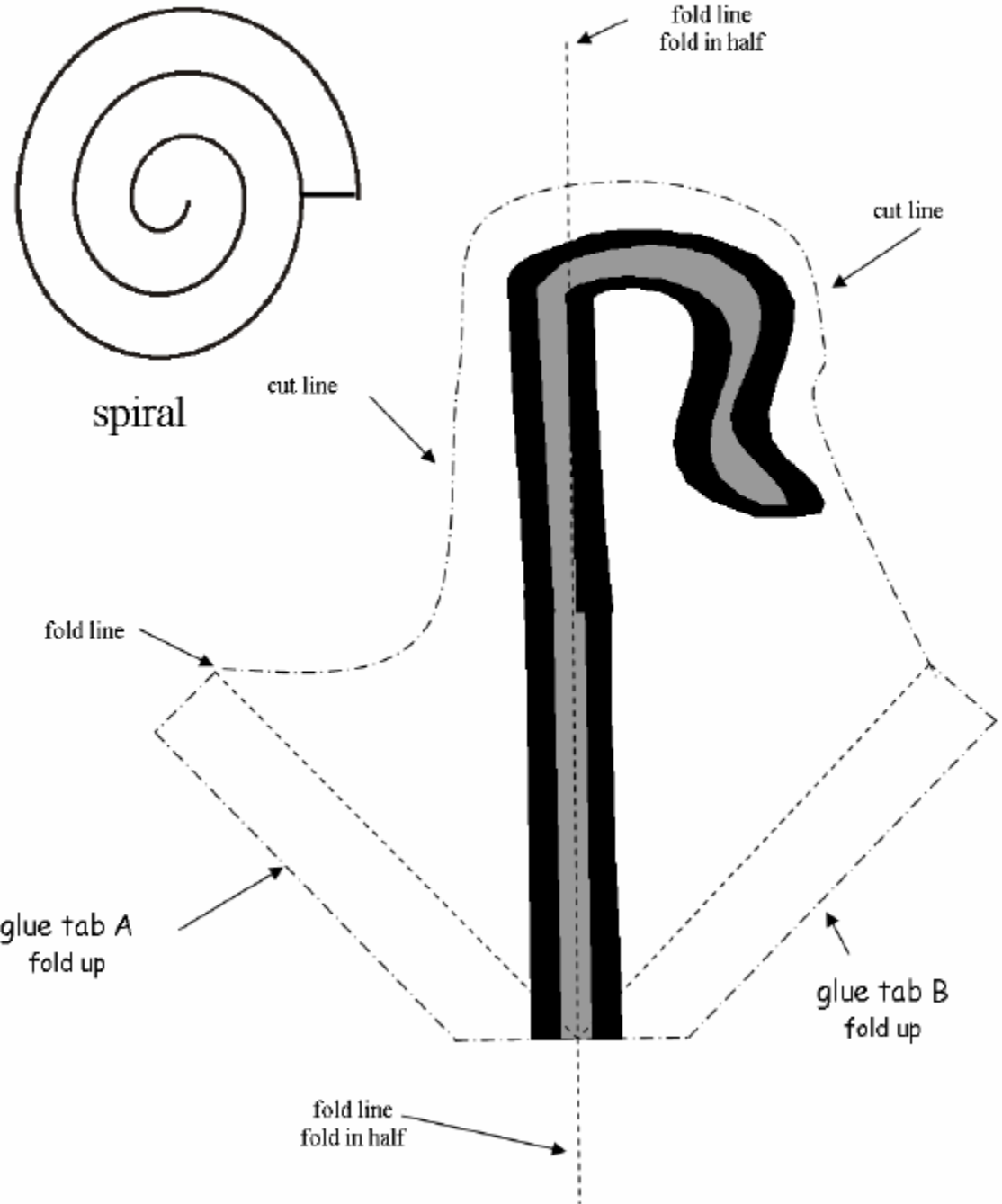
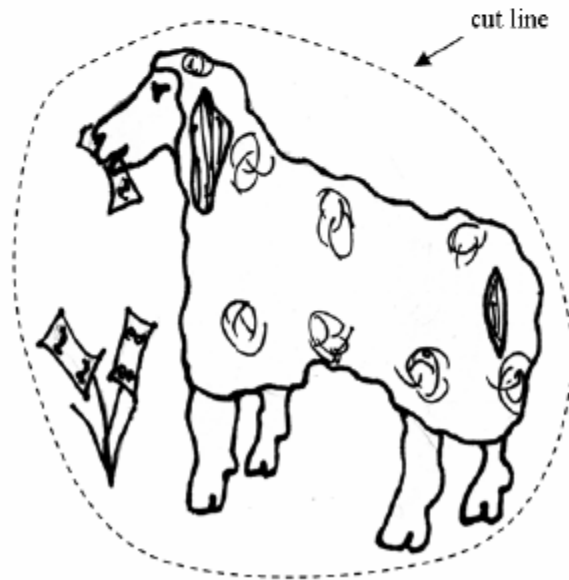
1 Timothy 6:8



Shepherd's Crook

Directions:

1. Cut out the sheep, the spiral, and the shepherd's crook.
2. Fold the shepherd's crook in half and the glue tabs up. Be sure to really crease the folds.
3. Fold page 2 in half and really crease the fold.
4. Glue the shepherd's crook, matching glue tabs A and B where shown.
5. Glue the spiral to page 2 where shown.
6. Glue the sheep on top of the spiral.
7. Fold page 2 together to form the booklet page.





“Timothy, guard what has been entrusted to your care. Turn away from godless chatter and the opposing ideas of what is falsely called knowledge.”
1 Timothy 6:20

