

Materials I Need:

Key for symbols:

- This symbol represents ideas that can be used for two-year-olds through kindergarten. Please remember to slow way down for two-year-olds and keep the pace moving for five-year-olds.
- ② This symbol represents ideas that can be used for two- and three-year-olds.
- ④ This symbol represents ideas that are best used for four-year-olds through kindergarten.

Memory Verse:

1 Timothy 4:6: Be a good minister of Christ Jesus, brought up in the truths of the faith.

Hook:

- Teacher Tip:** If you have a child who has been absent more than two weeks in a row, send a postcard to that child telling him how he is missed at church in your classroom. Update him on something you did that week and tell him you look forward to the time when he will be able to join your class again. If a child continues to be absent, you may want to call the parents to encourage the family or to find out what the parents have decided concerning the child in your room.
- "Hard Working" Center:** Provide blocks, pounding toys, dishes, or clothes for the children to do a specific task. When they are done (stacking twenty blocks, pounding all the pegs through the board, setting the table, folding the clothes, etc.), give them some play money to spend in the discount store. They can then "buy" a specific toy to play with. "In today's Bible Adventure, we learn that a husband works hard to take care of his wife and children. He earns the money to buy food and clothes for his family."
- "Discount Store" Center:** Set up a corner of the room similar to a store with an array of toys and classroom favorites. Before the children can play with the toys, they must work at the work center to earn money to buy a particular toy at the store. "In today's Bible Adventure we learn that a husband earns the money for his family. In Paul's time, wives and mothers did not earn money for the family."
- "Good Mother" Center:** Provide dolls, clothes, bottles, diapers, blankets, etc., for the children to practice being good parents. "In today's Bible Adventure, we'll learn that a widow was to get help from her children and grandchildren if she needed money or a place to stay. A widow is a woman whose husband has died, and her children and grandchildren show their respect when they help her out. She has been a godly wife and mother and continues to pray to God for help. She has shown kindness to her children and respect to her husband while he was alive."
- Books on Families:** Bring books from the library on different family situations. As you look at the pictures, talk about the child's family. Who are their parents, brothers, sisters, grandparents, aunts and uncles, widows? What do families need? Talk about food, a place to live, and someone to take care of them. "Our families are important to us. We have our family at home, but we also have a church family. A church family is made up of all ages of people. There are older grandmas and grandpas, young moms and dads, teenagers, children, and babies. Church families care for each other just as our family members at home care for each other."

-
- Celebrating the Christmas Holiday with Your Family:** Bring in a nativity scene the children can handle, books on the birth of Christ, Advent calendar, appropriate Christmas ornaments, etc. Talk with the children about what happens in their homes around Christmas time. Try to focus on the birth of Christ and how they are preparing their hearts to think of Him and not about presents. We want to remember to honor Jesus at Christmas.
 - Families Take Care of Each Other: (1TIM04ECGF4 and 1TIM04ECGF5)** Copy the GF4 picture and give one to each child to color. Cut out the GF5 tires and give two to each child. Attach the two tires with brad paper fasteners at the appropriate places. While the children work, talk about how our families take care us. "How can we take care of widows whose husbands have died and don't have a family?" (Give money, find a place to live, phone and visit so they aren't lonely)
 - Showing Love to a Widow:** Arrange ahead of time for a widow in the church to visit your classroom. (See **Book**) Cut two-foot lengths of crepe paper streamers. Roll them up and wrap a chenille wire around one end. Tell the children they are making paper flowers to present to a special guest visiting the classroom that morning. These flowers can then be passed out to the class after the Bible Adventure and the children can present them one at a time to the visiting widow (see **Book**) to make a colorful bouquet for her. While you are making the flowers, talk about widows in the children's families. "Is Grandma a widow?" Collect the flowers in the center of the table and check to make sure there are enough to give one to each child to be presented to your visitor.
 - "Giving Money" Center:** Put a large paper circle or other very flat container in the center of the table. Provide poker chips and show the children how to shoot one chip by pressing on the edge of it with another chip. Who can get their chips (money) into the offering plate? "In today's Bible Adventure, Paul tells us that it is important to support pastor elders and widows in the church with money." Older children could use a real Tiddly Wink game to shoot their "money" into the offering plate.
 - Learn the "Leader" Letters:** Throughout the book of 1 Timothy, we have featured the word "Leader" because Paul's letter to Timothy talks about godly leaders in the church. The following ideas can be used each week during the **Hook** time or anytime during the morning.
 1. A set of large letters spelling "LEADER" has been made out of corrugated cardboard for each preschool class. Tack these letters to the wall or use them in various ways: Let six children hold the six letters to spell LEADER as the children sing the Bible Themes Song. Let one child hold the letter for the day ("E" for this lesson) as he leads the children in saying the Memory Verse or doing any activity throughout the morning. Put a colored picture on the letter of the day that represents the lesson being taught.
 2. Bring alphabet letters to class and let children pick out the letters that spell LEADER. Sound out the letter "E" today by saying "Eh-eh-example" to teach the children the sound of the letter "E" and the word LEADER.
 3. Bring play dough to class and let the children form the letter "E" with it. Older children can make all the letters in the word LEADER.
 - ④ Each week as you add another letter to "Leader," teach the older children the sign for the letter.
 - ② Two- and three-year-olds can learn their letters by tracing the letter with their finger as they say the sound of the letter. To repeat the process, have them trace with a different finger.



Book:
Presentation Ideas -

- Color the **1TIM04ECGF1**, **1TIM04ECGF2**, and **1TIM04ECGF3** pictures and glue them onto colored construction paper. Show these pictures as you tell the Bible Adventure. Save them for review in future lessons.
- Invite a Widow:** Invite an older widow from the congregation to come in before the Bible Adventure and talk about being a widow. She can talk about her children, grandchildren, her husband (from a picture) who is no longer alive, and where she lives. She can talk about how she stays faithful to God through study and prayer. After a three- or four-minute talk, she could answer two or three questions the children might have. After the Bible Adventure, have the children give her the flowers they made during the **Hook** activity.

"Because We're Family" Finger Play:

This is the mother, as nice as can be.	(Point to index finger)
This is the father, the tallest is he.	(Middle finger)
This is the brother, he's growing up tall.	(Ring finger)
This is the sister, so sweet and so small.	(Little finger)
Here's Grandma and Grandpa, and I love them all!	(Hold up thumbs)

Bible Adventure for 2's & 3's-

(Show the review 1TIM01ECGF4 picture. Raise your arm in the air.) "Fight the good fight!" Paul told Timothy to be a good minister of Christ Jesus. A good minister fights the good fight to keep preaching and teaching God's Word.

(Show the review 1TIM03ECGF3 picture.) A good minister treats everyone in the church with respect and kindness. The church is like a family with people of all ages--older grandmas and grandpas, younger moms and dads, and children of all ages. Paul wanted Timothy to be a godly leader who was a good example of how to treat each person in the church. Timothy was to be respectful of old and young people.

(Show the 1TIM04ECGF1 picture.) During Paul and Timothy's time, it was always the husband who took care of his wife and children. He worked hard. He earned the money to buy food and clothes for his family. If a husband died, the wife would not be able to take care of herself and her children. She needed help from other people.

A woman whose husband has died is called a widow. Paul wrote Timothy that the people in the church are to watch for any special needs of a widow. If she needs help with money, food or a place to live because she is alone, her children and grandchildren must help her. That is how family members treat widows with respect. If she has no family to help her, then the church families should help out to make sure she has whatever she needs. The church takes care of older widows who have been good wives and mothers. These widows have been known for doing kind deeds for other people. They are godly women who continually pray to God for help. God hears their prayers and helps them through the church.

(Show the 1TIM04ECGF2 picture.) There is another person who should receive money from the church. The pastor elder works hard at preaching and teaching God's Word to the people. He is worthy of receiving respect and honor from the church members. It is right for him to receive money to support his family. He deserves to be paid for the good job he does leading the church families in godliness.

Paul gave Timothy these examples of how to treat people in the church family with respect. He encouraged Timothy to be a good example as a godly leader.

Prayer: Dear God, thank You for Timothy's good example as a godly leader even though he was a young man. In Jesus' name I pray, amen.

Bible Adventure for 4's, 5's & K-

(Show the review 1TIM01ECGF4 picture.) Paul wrote, "Fight the good fight, Timothy; be a good minister of Christ Jesus. A good minister keeps preaching and teaching God's Word."

(Show the review 1TIM03ECGF3 picture.) Paul told Timothy, "A good minister treats everyone in the church with respect and kindness." The church is like a family with people of all ages--older grandmas and grandpas, younger moms and dads, and children of all ages. Paul wanted Timothy to be a godly leader who was a good example of how to treat each person in the church respectfully, whether old or young.

(Show the 1TIM04ECGF1 picture.) During Paul and Timothy's time, it was always the husband who took care of his wife and children. He worked hard to earn enough money to buy food and clothes for his family. If a husband died, the wife would not be able to take care of herself and her children. She needed help from other people just to have enough food to eat.

A woman whose husband has died is called a widow. Paul said, "Pay attention to the widows in the church who have special needs. If there is a widow in the church who is over sixty years old, and she needs help with food or a place to live because she is alone, her children and grandchildren must help her. That is how family members treat widows with respect. If she has no family to help her, then the church families should help out to make sure she has whatever she needs.

"The church must take care of every older widow who has been a good wife and mother and is known for doing kind deeds for other people. The widow who receives help from the church must be a godly woman who continually prays to God for help throughout the days and in the nights. God will hear her prayers, and the church will help her."

(Show the 1TIM04ECGF2 picture.) Paul also said, "There is another person who should receive money from the church—the pastor elder who is working hard at preaching God's Word and teaching the people. This person is worthy not only of receiving respect and honor from the church families for his good work, but also money to support his family. He deserves to be paid for the good job he does leading the church families in godliness. This is how church family members treat their pastor elder with respect.

(Show the 1TIM04ECGF3 picture.) "If there is an elder in the church who is sinning, it is a very serious problem. Someone must talk to him and ask him to repent. If he will not repent and stop sinning, then two or three other people should talk to him. If he won't quit sinning even after several godly men have asked him to repent of his sins, then the rest of the church members must be told about it. In this way, the whole church will know that sin cannot continue if it is to be a godly church. This is how to keep a pure church."

(Point to the LEADER craft that the children have been adding a letter to each week.) This week we are adding the second letter "E" to the word "LEADER." This "E" sounds like "eh." This second "E" stands for the word "example." (Ask the children to repeat the word "example" several times.) Paul gave Timothy several examples of how to treat people in the church family with respect—widows who need help, pastor elders who deserve to be paid for their hard work, and sinning elders who need to stop sinning. Let's all say "Leaders are examples." (Repeat several times.)

Prayer: Dear God, thank You for Timothy's good example as a godly leader even though he was young. Help me learn to be a good example in my home, in my church, and in my neighborhood. In Jesus' name I pray, amen.

Aim Questions

Aim Questions for 2's & 3's:

1. **Who did Paul write to tell him to be a good minister of Christ Jesus?** (Timothy)
2. **What is a woman called whose husband has died?** (Widow)
3. **What godly people should the church help by giving money to them?** (Widows and pastor elders)

Aim Questions for 4's & 5's:

1. **How should people treat older and younger people in the church?** (With respect and kindness)
2. **Who should take care of older widows with special needs?** (Her family or the church, if she has no family)
3. **What should the pastor elder of the church receive?** (Respect and a paycheck)
4. **What should happen to an elder who is sinning?** (One person should talk to him, then two or three. Finally, the whole church should know.)
5. **Is a godly leader a good example in the church?** (Yes. Say the Memory Verse.)



Look:

- Aim Questions:** The teacher gives a child some money to "buy" an Aim Question from the visiting widow or from one of the leaders. After exchanging the money for the question, the child takes it to the teacher to be read. "Who worked to pay for food and clothes in today's Bible Adventure?" (Dad, husband)
- Snack Suggestion:** Serve the snack from a dish shaped like an offering plate. "Who in today's Bible Adventure was to receive money from the church for his preaching and teaching from God's Word?" (Pastor elder) "Has anyone seen a dish like this before? Where?" (It is passed around during church so people can put their money in it.)
- Transition Idea:** The children are to carefully watch the teacher and bow each time he does. This may be done when they enter the room where others are present or it may happen just between the teacher and the children. Bowing shows respect and honor to another person.
- Memory Verse Review:** Have one child stand in front of the class holding a Bible. He is to pass the Bible to another child before the class gets done singing the Memory Verse. Sing the verse a little faster each time, giving the child less time to choose the next child to hold the Bible.

“Respect for Widows” Activity Page: (1TIM04ECGF1) Copy the GF1 page on cardstock paper and give one to each child. The children can glue on bits of fabric to the people’s clothes and yarn to their hair (white for the widow, of course). They can also glue a fish cracker or Cheerio in each sack. Allow the children to munch on Cheerios, too, as they talk about how older widows sometimes need help from church families to bring them food.

“Pay the Pastor” Activity Page: (1TIM04ECGF2 and 1TIM04ECGF6) Give each child a copy of the GF2 page along with a half dozen GF6 pennies to glue around the offering plate. Talk about how when their parents put money in the offering plate, a little bit of it goes to pay the teaching pastors’ salaries of our church and a little bit goes to help widows. The Bible teaches us to respect these people and help them.

Widow and Helper Puppets: (1TIM04ECGF7) Copy the GF7 page on cardstock paper and cut one widow or one helper puppet for each child. The children can color the widow’s and helpers’ clothes, if desired, and glue white yarn on the widow’s hair. Tape the back of the puppet pictures to craft sticks. Sing the following words to the tune “Oh, Dear, What Can the Matter Be?”

Oh, dear, what can the matter be?	<i>(Helper puppet nods to a widow puppet.)</i>
Oh, dear, what can the matter be?	<i>(Helper puppet nods to a widow puppet.)</i>
Oh, dear, what can the matter be?	<i>(Helper puppet nods to a widow puppet.)</i>
I am a widow alone.	<i>(Widow puppet nods back.)</i>

Here, dear, we want to help you, so	<i>(Helper puppet nods to a widow puppet.)</i>
Here, dear, we want to help you, so	<i>(Helper puppet nods to a widow puppet.)</i>
Here, dear, we want to help you, so	<i>(Helper puppet nods to a widow puppet.)</i>
Now you won’t feel all alone.	<i>(Widow and helper puppets hug.)</i>

Additional ways to use the widow puppet: The children can show how the widow prays to God night and day by saying, “Please help me, God. I’m all alone.” The children can have their widow puppets be doing a good deed (“Here are some flowers from my garden to cheer you while you’re sick.”). The widow and helper puppets can say the Memory Verse together. The widow puppet can be writing a thank-you note to the church for bringing her food.

“Who Can Give the Most Money?” Game: Divide the class into two or three groups, each with a helper who holds a stack of red, blue or white poker chips. Each group is assigned to one side of the room. The helper puts a chip between the knees of each child on his team and on a signal from the teacher, the children walk to the center of the room and drop the chip from between their knees into a flat container (offering plate). After his chip is in the container, a child can return to his team’s helper and get another chip. If the chip drops too soon, the child must put it between his knees again before he can continue walking to the container. After a time, stop the game, separate the colored chips and together count which color had the most chips in the offering dish. Younger children might carry the chip on the back of their hand instead of between their knees. Also, different colored bean bags could be used to carry between the knees.

Following the Leader Activity: Stand or sit in a circle, facing the center. Have the leader change his actions as he sings the following words and the class follows him. The older children may try following the leader in a single file as he leads them during the first verse. The leader stops for the second verse and faces the class as he presents a new movement idea. Some ideas might include: bowing, pretending to shake hands, holding out both hands, pretending to hug, curtsy, etc.

Following the leader, the leader, the leader.
I’m following the leader wherever he may go.

Setting an example, example, example.
I’m setting an example in treating with respect.

Songs:

1 Timothy 4:6 Memory Verse Song (tune: “God Bless America”)
Be a good minister of Christ Jesus,
Brought up in the...truths of the...
Fai-aith. First Timothy fou-our, six.

L-E-A-D-E-R (tune: "M-I-C-K-E-Y M-O-U-S-E")

Jesus is the Head of the church, and elders lead His flock.
L-E-A-D-E-R—elders lead the church.
Elders are ("Church leaders!").
Elders are ("Church leaders!").
And fathers are the leaders of their homes ("through Christ!").
God gave us this leader plan in the book First Timothy.
L-E-A-D-E-R—elders lead the church ("through Christ!").

I Will Show Honor (tune: "Holy, Holy, Holy")

I will show you honor; I will show respect.
I'll say "please" and "thank you;" I'll try to do my best.
When I show you honor, when I show respect,
This pleases God and shows I give my best.

Oh, Be Careful

1. Oh, be careful little eyes what you see, (Point to eyes)
Oh, be careful little eyes what you see,
For the Father up above is looking down in love, (Shade eyes)
So be careful little eyes what you see.
2. Oh, be careful little ears what you hear... (Cup hand around ear)
3. Oh, be careful little hands what you do... (Hold out hands)
4. Oh, be careful little feet where you go... (Walk in place)
"What can our eyes do to help a widow or a pastor in our church? Ears? Hands? Feet?"

Joy to the World!

Joy to the world! The Lord is come.
Let earth receive her King.
Let every heart prepare Him room,
And heav'n and nature sing,
And heav'n and nature sing,
And heav'n, and heav'n and nature sing.



Took:

Family Medal of Honor: (1TIM04ECGF8) Materials needed: One cut-out medal for each child, glue, coloring pens, grosgrain ribbon in one-yard lengths, large stickers (optional). Color the medallion or put a large sticker on one of the medallion circles. Glue the wrong sides of the circles together, leaving the connecting section to make a loop. Slip the ribbon through the loop and tie the two ends of the ribbon together. "This Medal of Honor is to be taken home and given to someone in your family. While that person wears the medal, the rest of the members of your family will think of special ways to be kind and respectful to that person. Each day, the person wearing the medal gives it to someone else to be honored by the rest of the family."


1 Timothy Weekly Review Mobile: (1TIM01ECGF10 and 1TIM04ECGF9) Add the second "E" to the 1 Timothy review mobile. Hang it with yarn from the fifth bottom hole on the GF10 page. Teach the children that the letter "E" stands for "example." A leader sets a good example in treating people (like widows and elders) with respect. Sing or play the tape of "Following the Leader" as the children hold up their letter "E."

Widow and Helper Puppets Sing: (1TIM04ECGF7) The helper puppets will sing "I Will Show You Honor" (see **Song** section) to the widow puppets (see **Look** section). "The helpers are showing honor and respect to the widow by bringing her food."

Preschool Page for Parents: (1TIM04ECPPP) Send a page home with each child, encouraging parents to reinforce the Bible truths at home. Spend a few minutes before the children go home creatively reviewing the song and Memory Verse.



Church families respect and care for widows in need.



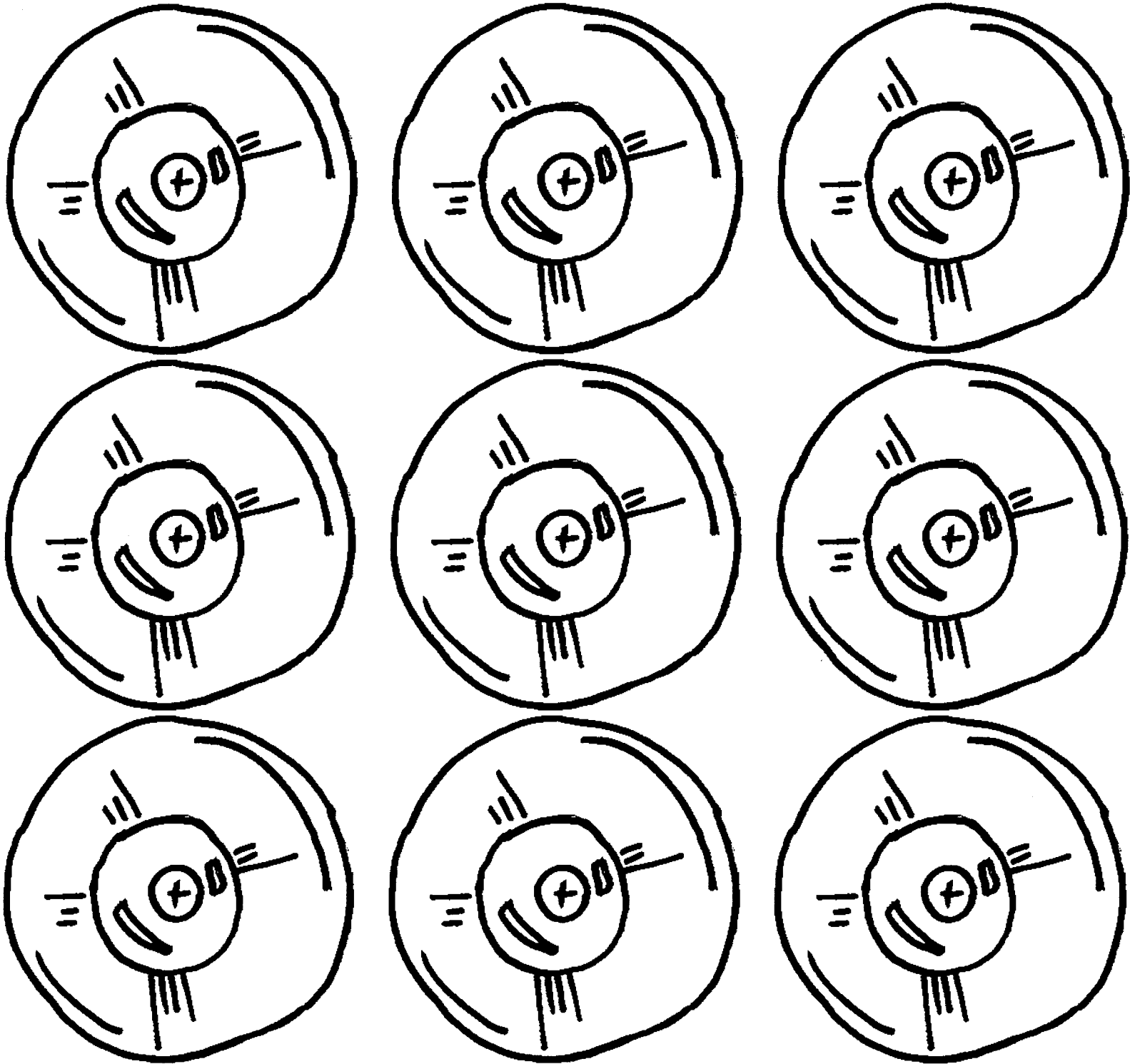
Church families respect the teaching elder and pays his salary.



An elder who sins must repent to keep the church pure.


We honor and care for widows in our church family.
How does your family care for you?

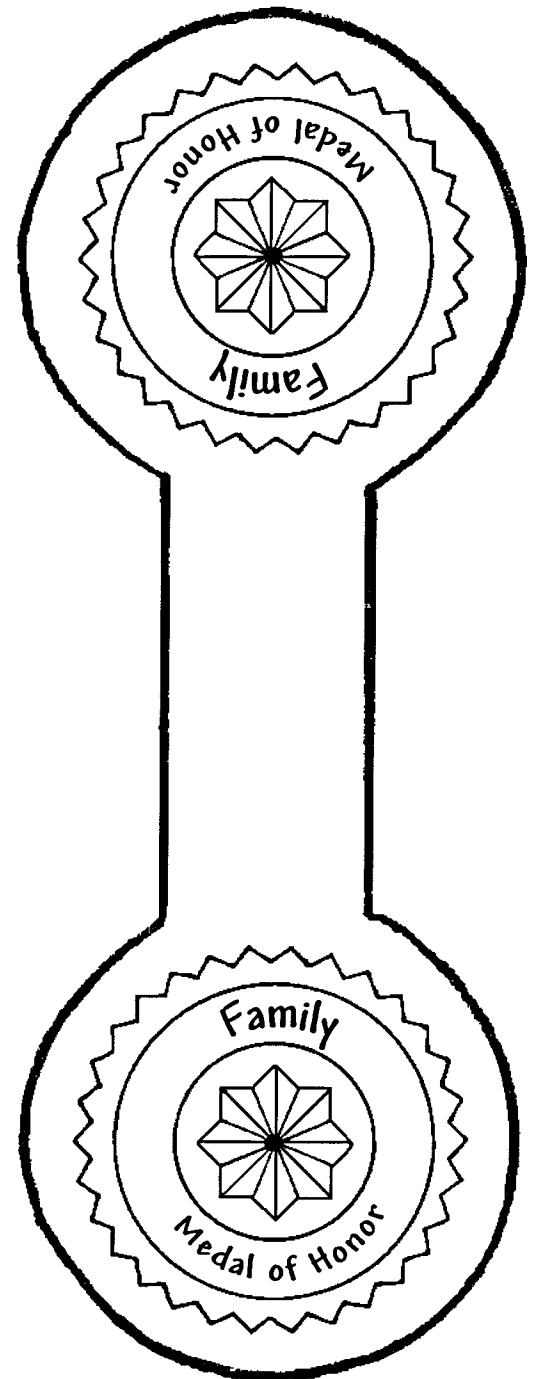
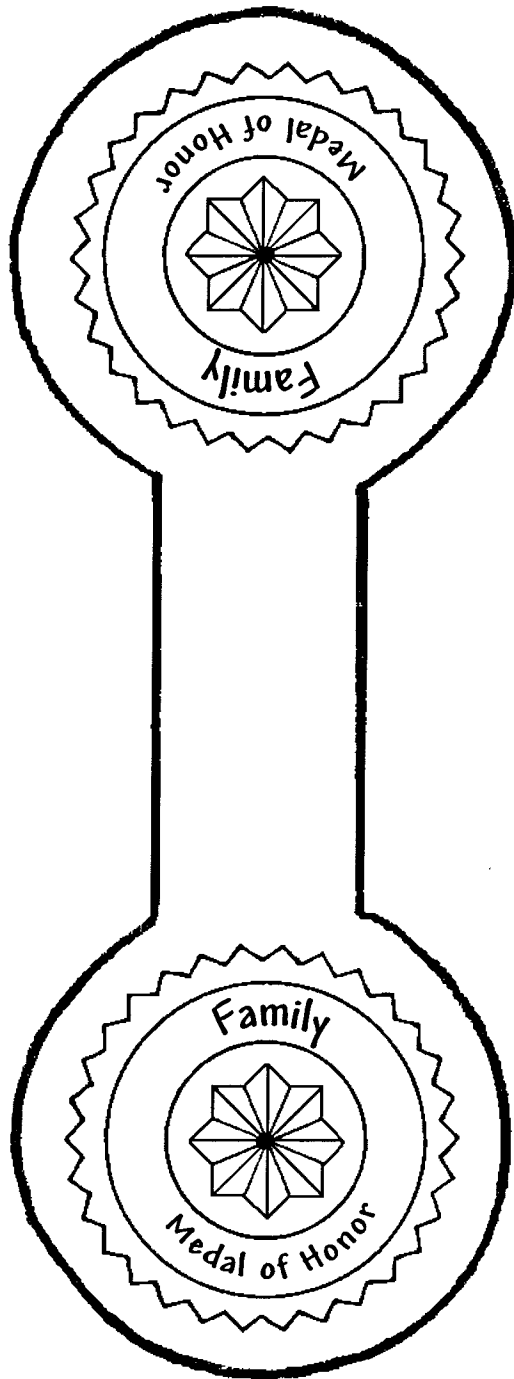
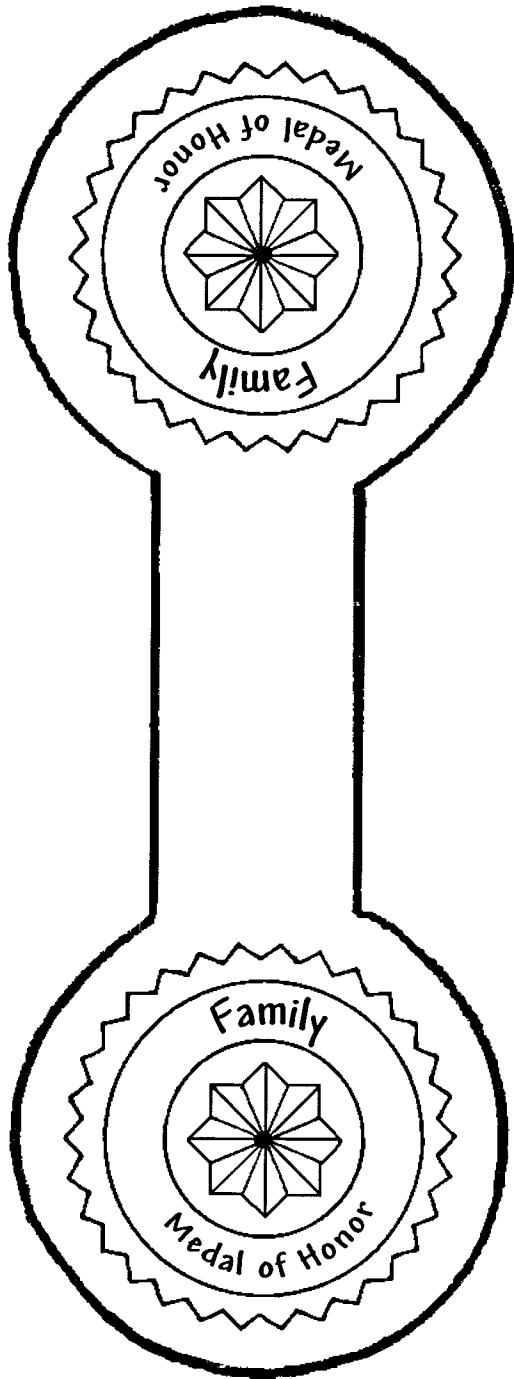





Wheels
for
1TIM04ECGF4
Car









Elders
Are
Examples
of
Caring



Elders
Are
Examples
of
Caring




Elders
Are
Examples
of
Caring




1TIM04ECGF9


Elders
Are
Examples
of
Caring



Elders
Are
Examples
of
Caring



December 15, 2002
1 Timothy Chapter 5:1-6:2



This is what I learned today!


Today we learned that good ministers treat everyone in the church with respect and kindness. Timothy was a godly leader who was a good example of how to treat each person in the church with respect. Paul wrote in his letter to Timothy to pay attention to the widows in the church who have special needs. If their families couldn't take care of them, the church family should help out to make sure they had whatever they needed. The pastor elder should also be treated with respect and honor from the church members. He should be paid money to support his family. Elders, as church leaders, should set an example and not allow sin to grow in the church. They are to keep the church pure by repenting of their sins and being good examples to others in the church.

Today's Memory Verse

Be a good minister of Christ Jesus,
brought up in the truths of the faith.

1 Timothy 4:6

Showing Honor and Respect



Treating people with honor and respect begins in the home from the earliest years. Each person in the family must learn to speak respectfully and honor the other person by listening and saying kind words. Give an "Honor Band" (an arm band, hat, or "Medal of Honor" made in class this week) to one family member and sing the song below to that person throughout the day. Choose another person the next day.

This week think of a way to honor a widow and/or elder in the church family. You might send a card expressing appreciation for them, make a little gift and drop it by their house, sing a song on their answering machine, pray for them and let them know, or visit a nursing home.

I Will Show You Honor

(tune: "Holy, Holy, Holy")

I will show you honor. I will show respect.

I'll say "please" and "thank you."

I'll try to do my best.

When I show you honor,

When I show respect,

This pleases God and shows I give my best.

* For tunes to songs, ask about the preschool tape.



Church families respect and care for widows in need.