

Materials I Need:**Legend:**= Option 1, Appropriate for 1st – 2nd Grade= Option 2, Appropriate for 3rd – 6th Grade**Memory Work:**

“Give the people these instructions, too, so that no one may be open to blame.” 1 Timothy 5:7 (NIV)

**Hook:**

What Makes Up a Family? (Craft/Discussion).   Each student will need:

1TIM04.GF1 Pgs. 1 & 2 duplex-copied onto white paper

pencil with eraser

coloring crayons or markers



Have the students draw a portrait of their family inside the frame. They may want to include pets. Tell them to use the pencil first to outline the drawings and then add color. Discuss how important and precious our families are to us. Ask them the following questions:

1. What makes up a family?
2. How do members of a family take care of each other?
3. How should they treat each other?

Have students draw a picture of their church family. Discuss the following points:

1. In 1 Timothy chapter 5, Paul says that we are to treat other people in the church as if they are family members. God tells us in the Bible that believers have a church family, because once we have accepted Christ, we have been adopted into God's family. Believers not only have their brothers and sisters at home, they now have brothers and sisters in Christ.
2. While God is our Father, we have people who are to help guide us just like our parents at home; they're called pastors and elders.
3. God also tells us we're to take care of our family. That means our family relatives at home and our church family. If a family member at home or church gets sick or needs help financially, we're to help them.
4. When we love, honor and respect each family member, we are caring for them the way God wants us to.



It's Precious (Object Lesson).   Bring an object to class such as a piece of glassware that students would recognize as precious and breakable. Allow students to handle it carefully. Discuss the difference between how you take care of things that are valuable (like a piece of artwork) and things that are not (like socks). Allow the students to discuss something precious they have at home and how their family takes care of it. Ask them:

1. Now, as precious as these objects are, is a member of the family more or less valuable?
2. If you had to choose between this thing and a brother or sister, which would you choose?
3. If family members are more valuable than these precious things, how should we take care of them?

Tell the students that in 1 Timothy chapter 5, Paul says that we are to treat other people in the church as if they are family members.

What Is Honor and Respect? (Role-Play/Discussion). 🎭, 🦋 This role-play should be conducted between teachers and helpers. It is best done while an activity is going on. One teacher should ask another for help in a polite, respectful manner, while another teachers should ask in a negative, demanding, pushy, or begrudging manner. To make it a little more confusing, the negative person should use polite words but in a non-respectful manner (i.e., “Gimme that, pleeease!” “Okaaay, Fiiine!”). If the teacher thinks the students can handle it, try this type of exchange with students also. After the activity is over, ask the students:

1. What is honor and respect?
 2. What does it look like?
 3. Were the teachers/helpers this morning showing honor/respect toward each other?
- If they answer that the demanding one wasn't, remind them that the person used polite words. Doesn't that mean they were respectful? Tell them that honor and respect are shown when our words match our attitude and tone. A person may agree to do something, but if their heart attitude or tone is negative, then it still is not showing honor or respect.

Here's the Church! (Finger Play). 🎭 Teach the students this old finger play. You may remember it from your own childhood.

Here's the church. Bring hands together with fingers curled downward and mesh fingers together. Backs of hands are outside and fingers are in. Knuckles are on top.

Here's the steeple. Bring index fingers up and touch tips together forming a point. Thumbs are together pointing up.

Open the doors. Open thumbs outward.

See all of the people. Wiggle the fingers that remain inside the church.

Tell the students that they will learn today that all of the people are like a family and should take care of each other! Tell them that they will learn today that 'all the people' in a local church are like a family and that we should honor each other. There are two main ways that members of a family show honor to each other. One way is treating each other kindly and with respect. The other is providing for and taking care of each other. In 1 Timothy chapter 5, Paul will give practical instructions for the Ephesian church on how to do this.

What Is a Widow? (Discussion). 🎭, 🦋 Ask the students if anyone knows what a widow is? Have the students explain what they think this person is. You may want to draw your explanation of a widow on the whiteboard with figures of grandparents, parents, and children. A widow is a woman whose husband has died and, therefore, is left alone. Ask the students what they think a widow might need since her husband has died. Explain to them that the Bible understands the needs that widows might have and gave us clear instructions on how the church can help support them.



Book:

Presentation Ideas –

- The Family of God (Illustration/Coloring Page).** 🎭, 🦋 1TIM04.GF2.
- A Faithful Widow (Illustration/Coloring Page).** 🎭, 🦋 1TIM04.GF3.
- A Respectful Slave (Illustration/Coloring Page).** 🎭, 🦋 1TIM04.GF4.

Bible Adventure for 1st – 6th Grades –

Being part of the body of Jesus Christ is like being part of a great big family. In fact, Paul called the church “the household” of God because we are related to each other through our salvation in Christ. We don't live our Christian life alone but rather with our brothers and sisters in the Lord. And just like any family, we need to make sure that each member is treated with love and honor. In 1 Timothy 5:1-6:2, Paul instructed his young disciple, Timothy, to address the needs of four specific groups of people in the church at Ephesus who required special care and concern.

The first group Paul wrote about was the older and younger members of the body. Because Timothy was young himself, he needed to show proper honor and respect to the older members. As we have already learned, there were some leaders who were spreading false teaching. However, in spite of this, Timothy

was to have a respectful attitude toward these men because they were older. He was to correct them with gentleness and honor. Paul went on to say that not only was this to be his response to the older men but also to the older women, the younger men, and the younger women.

The second group mentioned was the widows who had special needs. Paul gave a list of guidelines to help the church decide which widows they truly needed to care for. If a widow had children or grandchildren, she was to be cared for by her family and the church did not need to provide for her. Another guideline was that a widow needed to be a godly woman who prayed at all times and trusted God completely. She needed to be over 60 years old and be known for her good works and devotion to her husband before he had died. Paul told any widow who was under 60 to get remarried and be supported by her new husband. She was to be busy with her God-given duties as a wife and not be tempted to become a gossip or a busybody in other people's business.

The third group Paul addressed was the elders in the church. Not all the elders in the Ephesian church were teaching false doctrine. Some of them were leading well, working hard at studying God's Word, teaching and preaching, and being a good example to others. For these elders, Paul told Timothy to make sure they were treated with honor and respect. Since the teaching elders spent all of their time caring for God's people, they were to be paid by the church.

If an elder was caught in sin, Paul also gave some guidelines on how to handle such a situation. First, two or three people had to confront the elder in sin before he could be brought before the other leaders of the church. This was to prevent people from making untrue accusations against the elders. If the elder refused to turn from his sin, then he was to be brought before the entire church and rebuked so that all present would fear sin and the consequences that follow. Paul said to do this with any elder who was caught in sin, not just certain ones. To help guard against future problems, Paul reminded Timothy to take his time in appointing new elders. He was to make sure that each elder was a godly man qualified for the job of leading God's people.

The final group Paul addressed was slaves. A slave was to honor and respect his master whether the master was a Christian or not. If he was a Christian, a slave was to take extra care to treat him respectfully because they were both part of God's family.

We have learned from Paul that each member of the church family is important and should be cared for as if they were part of our own family. Sometimes it can be hard to honor others because we all sin at times and hurt one another with our words or actions. But because we are one family united in Christ, we must view each other as our brother, sister, father, or mother in the Lord. Nothing can end our family relationship because we all belong to God. Paul instructed Timothy on how to treat four different groups in the church with honor and respect. Today we have even more groups of people with special needs. Think about all the different types of people in our church and how we can care for them with honor. As we care for our diverse church family, love will shine to a watching world and glorify God our Father who is in heaven.

Aim Questions

- 1. What was the first group of people in the church Paul addressed? How should we treat them?** *(Older and younger members. We are to treat them as family members.)*
- 2. What was the second group of people? What is the church's responsibility towards them?** *(Widows. The church needs to support and care for the widows in true need.)*
- 3. What are some of the qualifications for a true widow?** *(She doesn't have any children or grandchildren; she has demonstrated a life of godliness; she is over 60 years of age; exemplary in her marriage; demonstrated good works.)*
- 4. What is the third group Paul addressed? How should we treat them?** *(Elders. We should treat them with honor, especially those who teach and preach.)*
- 5. What was the fourth and final group Paul addressed? What were some of his instructions to this group?** *(Slaves. They are to demonstrate respect towards their masters, especially if they are believers.)*
- 6. What do all of these instructions tell you about how we should treat each other in the church?**



Look:



House Rules (Worksheet). 🎨, 🦋 Have the students use their Bibles to review what the Bible says about widows, elders and slaves, **1TIM04.GF5**.



My Family at Home/My Family at Church (Craft). 🎨, 🦋 Each student will need:

1TIM04.GF6 Pgs. 1-3

coloring crayons or markers (optional)

Have the students follow the directions below to complete their crafts:

1. Fan-fold the divided church picture on the lines.
2. Cut apart the strips from page 2 and choose which ones represent the members of your family (including yourself). You may need to borrow from students around you.
3. Glue the strips into the blank sections of the fan working from the center outward. You will see the "Family at Home" when you look at the fan from one side and the "Family at Church" when you look at it from the other.
4. Color the pictures if desired.



Shepherding the Family (Worksheet). 🎨, 🦋 Tell the students that the hidden pictures in this worksheet all have other meanings. The first letter of each object that needs to be found represents a keyword from today's lesson. Have the students find each object and write the keyword that it corresponds to under the picture, **1TIM04.GF7 Pgs. 1 & 2**.



What About Slavery? (Background Information). 🎨, 🦋 You may want to review this information in case students have questions about what the Bible says on the subject of slavery.

God made laws in Moses' time that would have quickly ended much of the slavery among the Hebrews without forcing slaves or their masters into hardship. God's laws required a slave to be set free six years after he was purchased, unless he chose to stay for the rest of his life. As he left, his master was to supply him with animals and food (Exodus 21:2-11; Deuteronomy 15: 12-18). Because all debts were to be forgiven every 49 years in the year of Jubilee, Israelites who were working as slaves to pay a debt had to be freed every 49 years (Leviticus 25:8; 47-53). The penalty for kidnapping and selling another person was death (Exodus 21:16; Deuteronomy 24:7).

Foreign slaves could be bought and were to remain slaves for life (Leviticus 25:44-46), but as part of a Hebrew family they had the opportunity to worship the true God. Slaves were not to work on the Sabbath (Exodus 20:10), and they could participate in feast days and celebrations (Deuteronomy 12:18; 16:11, 14). A foreign slave who escaped from his master was to be given assistance and not to be returned (Deuteronomy 23:15). Hebrew masters were held accountable for any mistreatment of slaves. These slaves could actually be set free for certain kinds of abuse (Exodus 21:26).

In 1 Timothy 6:1-2, Paul seems to accept that slavery was part of the culture in Roman times. He doesn't advise Christian slaves to unlawfully seek their freedom but urges them to serve their masters in a way that would bring honor to God. He asks slaves to submit to authority in a way that is consistent with the way we should submit to other authorities even when they are unbelievers (1 Peter 2:18). Paul also doesn't state that Christian masters are to free their slaves. He does however, instruct masters to provide for their slaves and treat them well because God is their master, and there is no favoritism with Him (Ephesians 6:9 and Col. 4:1).

In Roman times, the relationship between masters and slaves was similar in some ways to the relationship bosses have to their employees in modern times. Many masters realized that when their slaves were happy and healthy, they produced their best work. Though some slaves were mistreated, many became close friends with their masters and were given important jobs to do. Some were doctors, teachers, artists, musicians, and accountants. We live in a society where almost everyone has the basic things they need. In Roman times, this was not the case. Many slaves were better off than free men who sometimes couldn't afford necessities such as food. A slave was expected to work, but he knew his master would provide a home, food, and clothing. Luke 15:17 illustrates this.

The students may have been exposed to horrible stories of the slave trade that brought Africans to America. These things did not happen until a very long time after Paul wrote 1 Timothy. Assure the students that all people are equally precious in God's sight. Cruelty or injustice to other people is always sinful and God hates it.

- Widows Among You (Worksheet).** 🎨, 🦋 Have the students complete this worksheet which deals specifically with caring for widows in the church, **1TIM04.GF8 Pg. 1.** *Answer Key:* **1TIM04.GF8 Pg. 2.**
 - Aim Questions (Worksheet).** 🎨 Have the students answer the Aim Questions about today's Bible Adventure, **1TIM04.GF9.**
 - Passage Review Questions (Worksheet).** 🎨, 🦋 This booklet contains many questions from the Scripture passage covered in today's lesson. Students may work on them in class and complete them during the week at home, **1TIM04.GF10 Pgs. 1 & 2.**
 - 1 Timothy 5:7 (Memory Verse Song).** 🎨 Words and music for today's memory verse are available upon request from Children's Ministry.
-



Took:

- My Church Family Scrapbook (Craft).** 🎨, 🦋 Each student will need:
1TIM04.GF11 Pgs. 1 & 2 duplex-copied onto white cardstock.
1TIM04.GF11 Pg. 3
 colored paper
 coloring crayons or markers
 scissors
 glue
 stickers

Note: These pictures may be replaced with digital pictures of people in the congregation who the students might recognize. An older man, an older woman, a young man, a young woman, an older widow, a young widow, an elder, and others.

Use scrapbooking techniques to create a church family album.

1. Have the students cut or tear the frames and corner designs from colored paper or use the printed ones on page 3.
2. Glue the frames under and corners over the pictures.
3. Add stickers and designs, decorating with crayons or markers.
4. Use the church with the open doors as a frame for the family picture.

- Rebuke with Honor (Role-Play).** 🎨, 🦋 Recite 1 Timothy 5:1: "Do not rebuke an older man harshly, but exhort him as if he were your father." Ask four student volunteers to join one or two teachers to do a little acting.
 - First, have a teacher hand out snacks to everyone, except two students.
 - Have one student volunteer rebuke him harshly. Have the second student exhort him as if he were his father.
 - Second, have a teacher clean the tables after craft time and act as though he accidentally threw away two students' entire projects. Have the third student volunteer rebuke him harshly. Have the fourth student exhort him as if he were his father. Discuss the effect our words and actions can make on others. Proper honor and respect should always be our response to those older than us.

- Medal of Honor (Craft)** 🎨, 🦋 Each student will need:
1TIM04.GF12 copied onto cardstock
 coloring crayons or markers
 scissors
 safety pin
 ribbon

Have the students follow the directions on **1TIM04.GF12** to complete their crafts. Have them give the medal to someone in their family each day this week. Tell them that whoever wears the medal should be shown honor as 1 Timothy 5:1, 2 says. As a family, think of ways that you can show special honor to the one who's wearing the medal of honor.



Care Package for a Widow (Activity). 🎨, 🦋 Get a list of the widows from the church. Bring in supplies to make a care package for a widow, such as:

- a large basket
- cellophane wrap
- a large bow
- cookies, instant flavored coffee (like café Americana), variety of tea, chocolate, fruit, specialty breads, crackers and cheese, a book, or cassette tape of instrumental praise music

You might consider baking the cookies as a HOOK in the beginning of class. If you choose to do this, bring all the supplies and ingredients for baking cookies. Arrangements need to be made before-hand to turn the oven on in the kitchen at the beginning of class so it is warming up. Pre-measure the flour and sugars at home and put them in Ziploc bags. The students can help by adding the ingredients into the bowl and mixing the dough. You can bake the cookies during music time. Bring in a wide variety of items for the students to choose from to put into the basket. Finally, wrap the basket with cellophane wrap, tie it off with a pretty bow, and then give it to a widow in the church.



1 Timothy Pop-Up Book Incentive (Craft). 🎨, 🦋 Every week, for five weeks, the student will make a pop-up page for each lesson in 1 Timothy. The pop-up page will remind the student of the lesson's theme. On the final lesson, the student will receive a 1 Timothy book cover to add all of the pages they have made. They may then take their book home. Make sure to have each of the students' names on the pages so they can be sorted. Envelopes will be provided to store each student's pages for five weeks.

Week 4: The Family Page Pop-Up (Craft). Each student will need:

- 1TIM04.GF13 Pgs. 1-3 copied onto cardstock.
- scissors
- glue

Have the students follow the directions below to complete their crafts:

1. Cut out the family on page 1 and accordion or fan-fold it along the fold lines shown on the page.
2. Cut out the church on page 2. Be sure to cut the doors so that they can open.
3. Fold page 3 in half. Be sure to crease the fold.
4. Glue the family and the church to page 3, matching the tabs.
5. Allow time for the glue to dry and then fold page 3 together.

FAMILY PORTRAIT

Ch u r c h F A M I L Y
P O R T R A I T

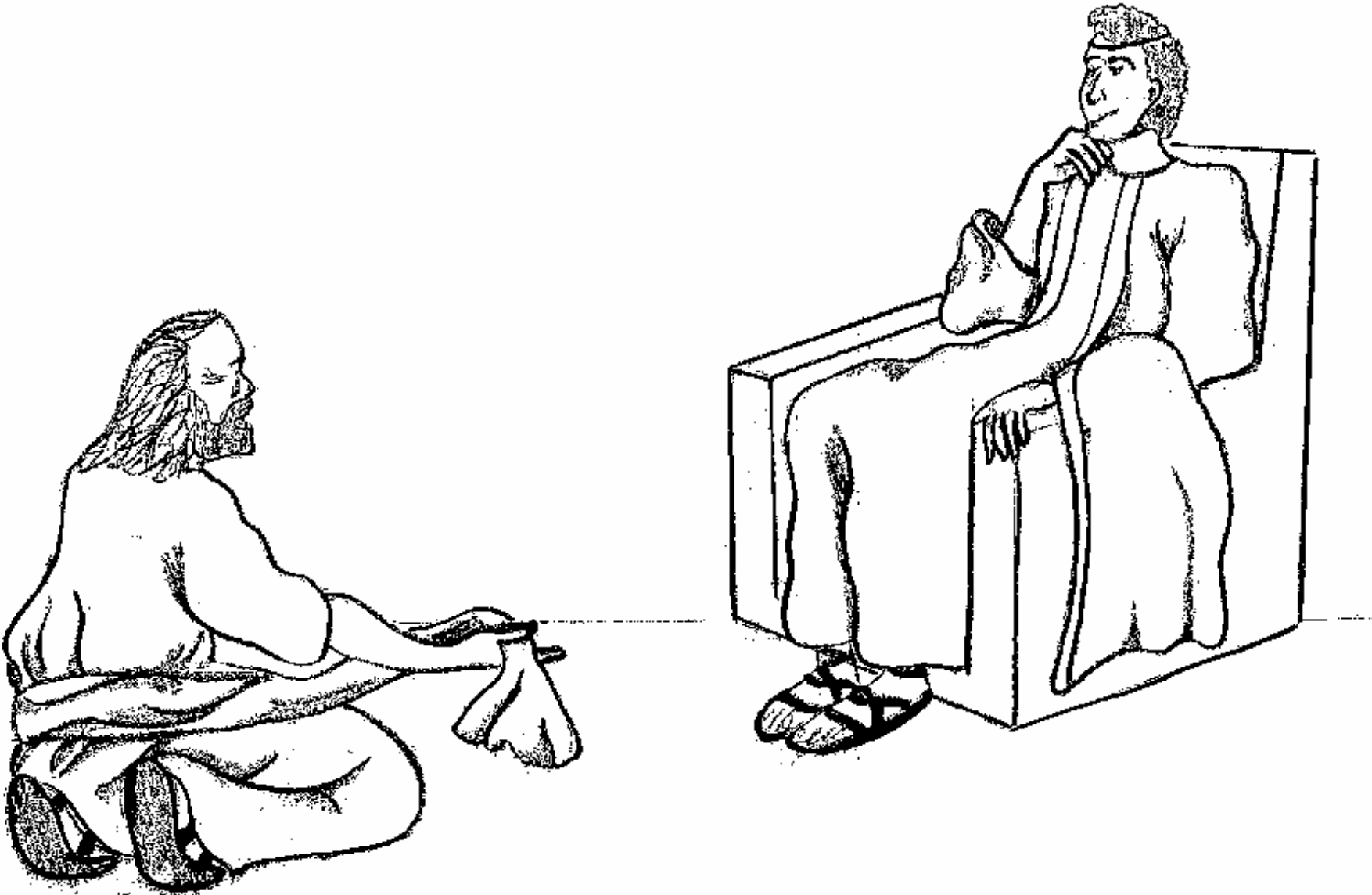
The Family of God




A Faithful Widow



A Respectful Slave



House Rules



Using your Bible complete this worksheet to review what the Bible says on widows, elders, and slaves in 1 Timothy 5.

Multiple choice. (1 Timothy 5:1)

Treat older men as ____.

- A. Mothers
- B. Fathers
- C. Rock stars
- D. Brothers

Treat younger men as ____.

- A. Puppies
- B. Fathers
- C. Sisters
- D. Brothers

Treat older women as ____.

- A. Mothers
- B. Fathers
- C. Sisters
- D. Customers

Treat younger women as ____.

- A. Mothers
- B. Princesses
- C. Sisters
- D. Brothers

Fill in the blanks. Use the words in the box to complete the sentences.

Do not rebuke an _____ harshly (5:1).

If a _____ has children or grandchildren, they should support her (5:4).

_____ should marry and have children (5:14).

If any woman who is a believer has _____ in her family, she should help them. (5:16).

Do not listen to an accusation against an _____ unless it is brought by two or three witnesses. (5:19).

_____ should consider their masters worthy of full respect.(6:1).

widows
Slaves
older man
Younger widows
elder
widow

Mark the following qualifications with either an "E" for elder or "W" for widow.

Qualifications to be put on the list for church support

_____ has no children or grandchildren (5:4).

_____ is over sixty years old (5:9).

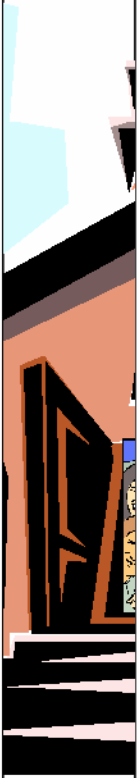
_____ directs church affairs well (5:17).

_____ was faithful in marriage (5:9).


_____ works hard at preaching and teaching (5:17).



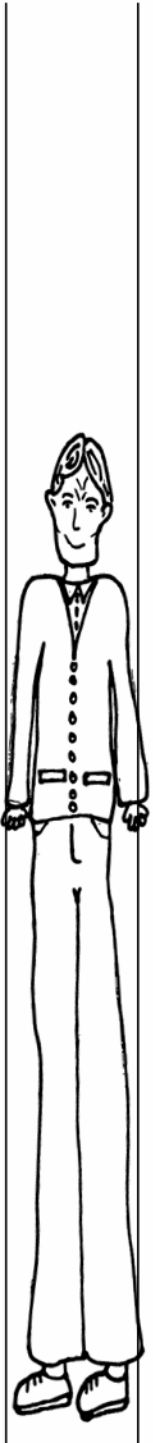
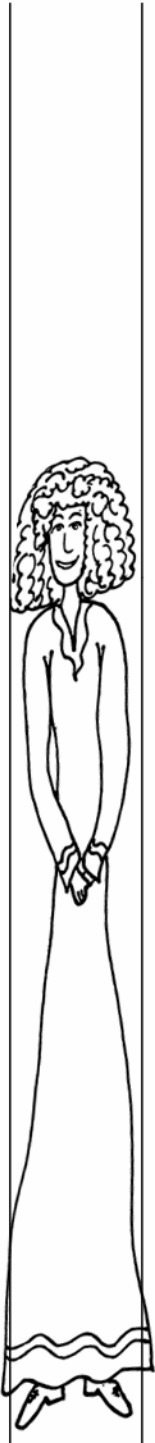
_____ is well known for good deeds such as showing hospitality and helping those in trouble (5:10).

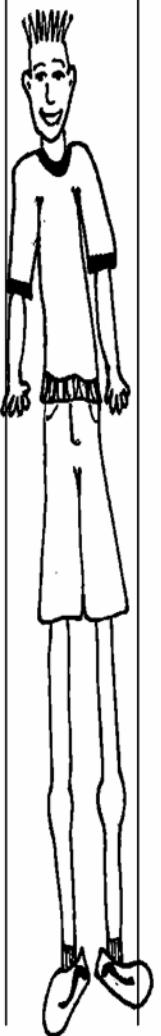

*My
Family
at
Home*




*My
Family
at
Church*









SHEPHERDING THE FAMILY





SHEPHERDING THE FAMILY

The hidden pictures included in this puzzle all have other meanings. The first letter of each object that needs to be found represents a keyword from today's lesson. As you find each object, write the keyword that it corresponds to under the picture below. One has been done for you.

Keyword

- SISTERS
- ~~FAMILY~~
- MOTHERS
- WIDOWS
- CHILDREN
- MASTERS
- FATHER
- SLAVERY
- TREADING
- PROVIDE
- RELIGION
- HONOR
- CHRIST
- FAITHFUL
- MARRY
- THE ELDERS
- INSTRUCTIONS
- CARING
- CHARGE
- TEACHING
- PREACHING
- SATAN
- CHURCH
- IDLE
- SIN



Object

- SEASHELL
- FISH
- MUSHROOM
- WISHBONE
- CANDLE
- MAGNIFYING GLASS
- FLASHLIGHT
- SPOON
- TACK
- PENNANT
- RABBIT
- HATCHET
- CAKE
- FORK
- MOUSE
- TEACUP
- ICE CREAM CONE
- CRAB
- CELERY
- TURTLE
- PIE
- SNAKE
- CARROT
- ICE CREAM POP
- SCREWDRIVER



The Widows Among You

Open your Bibles to 1 Timothy 5. This worksheet deals specifically with caring for widows in the church. Match the word or phrase on the left with the phrase on the right to learn more about Paul's direction to Timothy in taking care of widows.

- Widows
- Children or grandchildren
- Night and day
- Dead
- Worse than an unbeliever
- Over 60
- A widows good deeds
- Younger widows
- Do not let the church be burdened



- Put your religion into practice and care for your family (5:4).
- The widow who lives for pleasure (5:6).
- Those who neglect their family (5:8).
- Put on the widows list (5:9).
- Pray and ask God for help (5:5).
- Do not put on the list (5:11).
- Woman who has a widow in her family (5:16).
- Give proper recognition to (5:3).
- Raising children, hospitality, helping others (5:9).





The Widows Among You

Open your Bibles to 1 Timothy 5. This worksheet deals specifically with caring for widows in the church. Match the word or phrase on the left with the phrase on the right to learn more about Paul's direction to Timothy in taking care of widows.

- Widows
- Children or grandchildren
- Night and day
- Dead
- Worse than an unbeliever
- Over 60
- A widows good deeds
- Younger widows
- Do not let the church be burdened



- Put your religion into practice and care for your family (5:4).
- The widow who lives for pleasure (5:6).
- Those who neglect their family (5:8).
- Put on the widows list (5:9).
- Pray and ask God for help (5:5).
- Do not put on the list (5:11).
- Woman who has a widow in her family (5:16).
- Give proper recognition to (5:3).
- Raising children, hospitality, helping others (5:9).



Aim Questions

Answer the following questions about today's Bible Adventure.

1. What was the first group of people in the church Paul addressed? How should we treat them?
2. What was the second group of people? What is the church's responsibility towards them?
3. What are some of the qualifications for a true widow?
4. What is the third group Paul addressed? How should we treat them?
5. What was the fourth and final group Paul addressed? What were some of his instructions to this group?
6. What do all of these instructions tell you about how we should treat each other in the church?

Sometimes it can be difficult to honor others in the church because we sin and, at times, can hurt one another with our words or our actions. Because we are one family united in Christ, we must view each person in the church as our brother, sister, father, or mother in Christ. As we display unity in the midst of diversity, our love will shine to a watching world and will cause people to glorify our Father who is in heaven.



"Give the people these instructions, too, so that no one may be open to blame."

1 Timothy 5:7 (NIV)