

Materials I Need:

Key for symbols:


- This symbol represents ideas that can be used for two-year-olds through kindergarten. Please remember to slow way down for two-year-olds and keep the pace moving for five-year-olds.
- ② This symbol represents ideas that can be used for two- and three-year-olds.
- ④ This symbol represents ideas that are best used for four-year-olds through kindergarten.


Memory Verse:


1 Timothy 4:6: Be a good minister of Christ Jesus, brought up in the truths of the faith.


Hook:


- Teacher Tip:** You probably know your students' names at this time of year. Also make an effort to learn the names of the parents who are dropping off their children. Parents notice how you greet their children as they enter the room. They then appreciate being recognized in the same way, preferably by name. Try to obtain all the family members' names so you can be praying not just for your student but for the whole family during the week.
- Neighborhood Evangelizing:** Set up a street scene using blocks, buildings, cars, buses and other city items. While the children are playing with the cars, making cities and neighborhoods out of blocks, talk about who lives where, what kinds of buildings they are, and who needs to know about Jesus. "In today's Bible Adventure, Paul wrote that people are watching how Christians live. Christians should live godly lives and tell others in their neighborhood about Jesus."
- "Show Me an Example!" Center:** Using colored blocks, Legos, styrofoam pieces, or marshmallows and straws, create an appropriate article for your class age level and set it in the center of the work table. Tell the children you have made an example for them to follow. Give the children the same materials to work with, and have them try to build the article to look just like your example. If you keep the examples simple, a child can make one for the others to follow. "Paul told Timothy to be a good example for the people in the church at Ephesus. That meant Timothy needed to show the people how to live to please God."
- Muscle Building Center:** Set up a corner of the room for the children to do some stretches on mats, lift weights, and work on a piece of equipment. Show the children some stretching exercises before they work with any equipment. Ask them to lift hand weights a particular number of times and count along with them. The older children might be able to work a rowing machine. Count how many squat thrusts or sit ups each child can do in a row and record it on a chart on the wall. "Paul told Timothy in his letter called First Timothy to be diligent (work hard) to train himself to be godly. Just as we practice doing these physical activities, we need to train ourselves every day to become godly. It pleases God when we practice being kind and helpful to other people."
- Listening to God's Word Center:** Provide tape recorders and earphones for the children to listen to their First Timothy tapes. "Timothy was told by Paul to listen to God's Word and obey what it says. The more you listen to God's Word, the more you will understand how to please God." (If not enough headsets are available to use, set up a recorder in a corner of the room and allow the children to quietly come and go while the tape is being played. They can also look at the pictures from the tape story book.)

 **Young to Old Center:** Cut out five or six pictures of different-aged people. They could all be of one gender for the younger children and mixed for the older ones. Ask the children to arrange the pictures of people from youngest to oldest. How old do they think Timothy was when he was a leader in the church at Ephesus? (Young adult) How old was Paul when he wrote his letter to Timothy? (Older adult) Mix up the picture sequence and repeat.

 **Puppet Discussion on Diligence: (1TIM03ECGF6)** Introduce two puppets who are working together on the same job. They might be washing and drying play dishes using a dishpan, cloth, and towel. The washer puppet is diligent and works hard and quickly, while the dish-dryer puppet is very slow and distracted by the children. The washer puppet tries to encourage the dish-dryer puppet to be diligent. Use this time to explain that diligence means doing what is asked, working hard, doing it well, and completing the task with a good attitude. Give each child a GF6 picture to color as you sing the third verse of "Following the Leader" (see Song section). Remind the children that the LEADER letter for the day is "D" and stands for "diligent leader."

 **Helpful Things to Do:** Ask in the church office if there are some papers to be folded or envelopes to be stuffed so the children can work on a group project. It would be good to contact the office at least a week in advance so they could arrange to set aside work for the classroom. "Part of our obeying God is being helpful and not hurtful to other people. Today, we'll help our church by doing some paperwork for the church secretaries."

 **"Marriage Is from God" Center:** Provide some nice accessories and jewelry for the children to try on. Items included might be long gloves, wedding veil, cummerbund, top hat, vest, tie, satin dresses, bracelets, etc. You could bring a mirror so the children can see how they look. You might bring in your wedding album and talk about the commitment you made to your husband or wife when you got married. God wants the same kind of commitment from us as we have in a marriage. That is why He says marriage is good. "In today's Bible Adventure, Paul makes it clear that marriage is from God and it is good. How many of you have been to a wedding? What is a bride? Groom? What happens at a wedding?"


 **Learn the "Leader" Letters:** Throughout the book of 1 Timothy, we will be featuring the word "Leader" because Paul's letter to Timothy talks about godly leaders in the church. The following ideas can be used each week during the **Hook** time or anytime during the morning.


1. A set of large letters spelling "LEADER" has been made out of corrugated cardboard for each preschool class. Tack these letters to the wall or use them in various ways: Let six children hold the six letters to spell LEADER as the children sing the Bible Themes Song. Let one child hold the letter for the day ("D" for this third lesson) as he leads the children in saying the Memory Verse or doing another activity throughout the morning. Put a colored GF4 picture on the letter of the day that represents the lesson being taught.
2. Bring alphabet letters to class and let children pick out the letters that spell LEADER. Sound out the letter "L" again today by saying "Luh-luh-leader" to teach the children the sound of the letter "L" and the word LEADER. Begin teaching the letter "D" by saying different words with the "duh" sound. Include the word "diligent" because God wants His church leaders to be diligent (work hard) to be a good example.
3. Bring play dough to class and let the children form the letters "L, E, A" and "D" with it. Younger children can just learn the sound for the letter "D." Older children can make all the letters in the word LEADER.
4. Each week as you add another letter to "Leader," teach the children the sign for the letter.
5. Two- and three-year-olds can learn their letters by tracing the letters with their finger as they say "L-L-LEADER" and "Duh-duh-diligent." To repeat the process, have them trace with a different finger.




Book:

Presentation Ideas -

 Color the **1TIM03ECGF1, 1TIM03ECGF2, 1TIM03ECGF3, 1TIM03ECGF4, and 1TIM03ECGF5** pictures and glue them onto colored construction paper. Show these pictures as you tell the Bible Adventure. Save them for review in future lessons.

 **Story Presentation:** Before the Bible Adventure, tell a brief rendition of *Goldilocks and the Three Bears* starting with "Once upon a time..." Ask the children if the story is true. (No) How do we know when a story is true? (If it is in the Bible, then we know it is true.)

 **"Because I Love the Lord" Finger Play:**
My feet run to quickly help; *(Run in place)*
My hands can lift and hold. *(Lift hands)*
My eyes see ways I can help, *(Point to eyes)*
Because I love the Lord. *(Cover heart)*

Bible Adventure for 2's & 3's-

(Show the review 1TIM01ECGF2 picture.) Paul wrote First Timothy to help Timothy be a good leader of the church in Ephesus. *(Hold up your Bible showing the letter of 1 Timothy.)* This letter is used as a leadership manual for all church leaders. Timothy was a young church elder, but Paul told him to work hard at being a good minister of Christ Jesus.

(Show the 1TIM03ECGF1 picture.) Paul told Timothy not to let any false teachers *(shake head "no")* who make up stories come into the church and teach their stories. A good minister of Christ only preaches and teaches God's Word. *(Point to your Bible.)* The false teachers would tell people they aren't supposed to get married. They would also tell people they aren't supposed to eat certain foods if they want to be good Christians. Paul said, "These teachings are not true!" He told Timothy to teach the truth--that God created both marriage and food, and they are God's good gifts.

(Show the 1TIM03ECGF2 picture.) Timothy was to train himself to be godly. Some people work out to be strong or to be good runners. They take time every day to get in shape so that they can do their best in a game. Timothy was to train himself every day to be more like Christ. He was to learn God's Word and obey it.

(Show the 1TIM03ECGF3 picture.) A godly leader in the church sets a good example for the rest of the people to follow. People would be listening to Timothy's words, and people would always be watching to see what kinds of things he did. People would be able to know what Timothy believed about Jesus by the way he lived his life.

(Show the 1TIM03ECGF5 picture.) Children, if you want to learn to be a good example like Timothy, you will need to listen to God's Word and obey what it says. You will show that you love the people in your family and neighborhood by telling them about Jesus and by doing helpful things for them.

Prayer: Dear God, thank You for Timothy's good example as a godly leader even though he was young. Help me learn to be a good example in my home, in my church, and in my neighborhood. In Jesus' name I pray, amen.

Bible Adventure for 4's, 5's & K-

(Show the review 1TIM01ECGF2 picture.) Paul wrote First Timothy to help Timothy be a good leader of the church in Ephesus. Who remembers the theme of 1 Timothy? *(Ask the children to form a book with their hands as they say "Leadership Manual.")*

(Show the review 1TIM01ECGF4 picture.) Paul told Timothy, "Fight the good fight, Timothy, by teaching the truth about Jesus. Be diligent and work hard at teaching the truth. Don't let anyone look down on you for being younger than they are. God has given you the job of leadership in His church, so work hard at being a good leader. Don't let any false teachers who make up stories come into the church and teach their stories as though they were true. Be a good minister of Christ Jesus. A good minister keeps preaching and teaching God's Word."

(Show the 1TIM03ECGF1 picture.) Paul wrote, "The false teachers will tell people that if they want to be good Christians, they can't get married. They have to stay single all their lives. That is not true, Timothy. The false teachers will also tell people that if they want to be good Christians, they can't eat certain foods. That's not true, either. That is a lie they learned from a demon. Teach people the truth--that all foods are gifts from God, and we are free to eat all kinds of food with thankful hearts."

(Show the 1TIM03ECGF2 picture.) Paul wrote, "Timothy, train yourself to be godly." Some people work out and train themselves diligently to be good runners or bikers or soccer players. They work hard and take time every day to get in shape to do their best in the sport they like. Paul said, "That is fine, Timothy, but being strong is not nearly as important as training yourself every day to be godly."

(Show the 1TIM03ECGF3 picture.) "A godly leader in the church sets a good example for the rest of the people in the church to follow. Timothy, people are always listening to hear what words you say, and they're always watching to see what kinds of things you do. People will know what you believe about Jesus by the way you live your life.

(Show the 1TIM03ECGF4 picture.) “A godly person lives to please God. (Point to Timothy’s head.) If you believe in your mind that Jesus is your Savior and you want to be a good example for Him, then you will (point to Timothy’s heart) love the people around you.” You will care about whether or not your neighbor knows about Jesus. You will love the people in your family and the people in your neighborhood. You will help them whenever you can.

Paul said, “If you want to be a godly example, you will (point to Timothy’s mouth) show it by your words.” You will say words that are kind and helpful to other people, not angry and hurtful words. What you say will show whether there’s love in your heart or selfishness (point to Timothy’s heart).

(Point to the bubble that says “What I do.”) Paul also told Timothy, “If you want to be a godly example to the people around you, you will do things that help people, not hurt people.” You will use your hands, your feet, your arms, and your legs to do helpful, serving, and loving things.

(Show the 1TIM03ECGF5 picture.) Children, if you want to learn to be good examples like Timothy, you will need to listen to God’s Word and obey what it says. You will show that you love the people in your family and neighborhood by telling them about Jesus and by doing helpful things for them. You will say kind words, not selfish, angry, hurtful words. You will be diligent to train yourself in these godly ways.

Prayer: Dear God, thank You for Timothy’s good example as a godly leader even though he was young. Help me learn to be a good example in my home, in my church, and in my neighborhood. In Jesus’ name I pray, amen.

Aim Questions

Aim Questions for 2’s & 3’s:

1. **Who wrote a letter to young Timothy telling him how to be a good leader of the church?** (Paul)
2. **Who was Timothy training to be like?** (Jesus)
3. **Who should we tell about Jesus?** (Family, neighbors)

Aim Questions for 4’s & 5’s:

1. **What kind of a leader did Paul want Timothy to be?** (A godly man, a good example, a diligent worker. Say the Memory Verse.)
2. **What did Paul say the false teachers would tell the church people in Ephesus?** (Not to marry or eat certain foods)
3. **What did Paul tell Timothy to do about the false teachers?** (“Don’t let the false teachers tell made-up stories in the church; keep teaching the truth from God’s Word.”)
4. **How does a good Christian leader live?** (He is diligent to set a godly example in learning from God’s Word, in what he says, in what he does, and in how he loves people.)
5. **How did Timothy train to be godly?** (He diligently preached God’s Word and was careful about how he lived.)



Look:

- Aim Questions:** Tape the Aim Questions to a leader, one each on his hand, foot, arm, leg, mouth. Ask for the appropriate question by body part. Ask a child to get the question from the body part named and to take it to the teacher to be read. We’re using the body parts to remind us to do helpful, serving, and loving things for family and neighbors.
- Snack Suggestion:** Serve a variety of snack foods (consider food allergies as you plan) and ask the children which ones are all right to eat. The response should be that we are free to eat all kinds of food with thankful hearts. Pray, thanking God for all the kinds of food He provides for us.
- Transition Idea:** March lifting your knees high, showing you are in good shape to do your best! Show the difference between walking diligently and walking lazily. “Paul wanted Timothy to be diligent in godliness, not lazy.”
- Setting an Example Activity Page (1TIM03ECGF4, 1TIM03ECGF7, and 1TIM03ECGF8)** Give each child a GF4 page and five GF7 shapes to glue on the GF4 page. These shapes should match the shapes of the bubbles on the GF4 page. As the children are trying to match the bubbles, talk about what the words in the GF4 bubbles say and what the pictures in the GF7 bubbles mean. “A diligent, godly leader sets a good example by his faith in Jesus, the words he says, what he does, and how he shows God’s love to the people around him.” Give each child a GF8 memory verse to glue on the page. To make stickers from the GF8 page, copy it on 1” x 2 5/8” laser labels.

Paper Bag Puppet: (1TIM01ECGF8, 1TIM01ECGF9 and 1TIM01ECGF10) Materials needed: Cut-out GF9 pattern pieces, lunch-size bag, crayons or felt pens, glue, GF10 printed words, and GF8 Memory Verses for each child. Color the pattern pieces with crayons or felt pens. Glue the head to the flap of the paper bag. To form feet and knees, fold legs on the broken lines indicated on the pattern. Glue the arms in the sides of the bag between the folds. Place the legs inside the lower edge of the bag and glue or staple to the front side of the bag. (The child should be able to insert his hand inside the bag.) Draw clothing details on the bag or use precut pieces of material to make dresses or pants. Glue the words and Memory Verse on the front of the bag. The children can use their puppets to sing one of the songs from the **Song** section or answer one of the **Aim Questions**.

Memory Verse Review: Bring a ribbon with a medal attached or a trophy (or several) to class and choose different children to stand in front of the group with that award as the Memory Verse is said or sung. What does the medal or trophy remind the children of? (An award for winning the race or game) Explain to the children that training their bodies so they can win trophies is good, but training their minds to learn God's Word is even better!

"Follow My Example" Game: Set up a simple obstacle course in the center of the room. The teacher leads the class over, around, or under the obstacles; and the children follow his/her example, treating the obstacles the same as the teacher. Change an obstacle and repeat. "Who in today's story was told to set an example for the others in the church at Ephesus?" (Timothy)

"All Do As I Do" Activity: The leader gives an example of how to move and the rest of the children copy that example. Have the teacher start by clapping hands. Pick a child to lead and suggest a different motion.

All do as I do,
All do as I do,
All do as I do,
Heigh ho, heigh ho, heigh ho!

(Repeat several times using different motions such as shaking head, stomping feet, flapping arms, etc.)

"Will You Be My Minister?" Game: "A minister is someone who diligently carries out special jobs given them to do. Today, I will choose someone to be my minister. Listen carefully to my instructions and then do the jobs I tell you to do." The teacher then gives two or three instructions to a child who sits and listens and then gets up to do them in order. An example might be, "Put the red car on the shelf, give the teddy bear in the corner to Jim and then sit down next to Sally." "Who was a good minister for Jesus Christ in today's Bible Adventure?" (Paul, Timothy)

Exercise Dice Game: Bring two square boxes to class. Number the sides of one box with numbers 1 through 6. Write six different exercises on the other box, one on each side. Exercises might include sit ups, push ups, squat thrusts, jumping jacks, jump and turns, and donkey kicks. The class stands in a large circle (with enough room to move arms and legs) facing the center. The teacher rolls the dice into the center of the circle and reads the dice, and then everyone performs the activity the required number of times. Choose different children to roll the dice and continue as interest allows. "We are building our body's muscles with this game. We build our 'spiritual' muscles when we read God's words in the Bible and obey them."

Songs:

Bible Themes Song *(tune: "Bible Songs for Preschool Children—2 Corinthians" tape)*
(Chorus)

We like to sing about the Bible themes.
We like to sing about the Bible themes.
We like to sing about the Bible themes.
It helps us understand God's Wo-ord.

First Thessalonians--commendation and caution
2 Thessalonians—comfort and correction
1 Timothy—leadership manual
(Repeat chorus)

1 Timothy 4:6 Memory Verse Song (tune: "God Bless America")

Be a good minister of Christ Jesus,
Brought up in the truths of the faith.
First Timothy four, six.

L-E-A-D-E-R (tune: "M-I-C-K-E-Y M-O-U-S-E")

Jesus is the Head of the church, and elders lead His flock.
L-E-A-D-E-R—elders lead the church.
Elders are ("Church leaders!")
Elders are ("Church leaders!")
And fathers are the leaders of their homes ("through Christ!").
God gave us this leader plan in the book First Timothy.
L-E-A-D-E-R—elders lead the church ("through Christ!").

Following the Leader

Following the leader, the leader, the leader.
I'm following my Jesus wherever He may lead.

Setting an example, example, example.
I'm setting an example in everything I do.

Diligently working, working, working.
I'm diligently working cuz that's what leaders do.

Oh, Be Careful

1. Oh, be careful little eyes what you see. (Point to eyes)
Oh, be careful little eyes what you see.
For the Father up above is looking down in love, (Shade eyes)
So be careful little eyes what you see.
2. Oh, be careful little ears what you hear... (Cup hand around ear)
3. Oh, be careful little hands what you do... (Hold out hands)
4. Oh, be careful little feet where you go... (Walk in place)



Took:

"Training in Godliness" Activity Page: (1TIM03ECGF2 and 1TIM03ECGF11) Give each child a GF2 page. As the children color their page, talk about what the man might be training for and how he is training (diligently, with hard work and sweat). Give each child several GF11 pictures to color. Talk about what the children are doing in the pictures. They are learning to work diligently at various tasks. The younger children can glue these pictures on their GF2 page. Older children can punch a hole in the top of each picture and thread it onto a chenille wire pipe cleaner that has been cut to the length of the bar on the GF2 page. The pipe cleaner can be stapled to the bar or taped for a 3-dimensional activity page.


Training for Godliness Memory Verse Review: (1TIM03ECGF12) Bring a set of hand weights and lift them in the rhythm of the Memory Verse as you either sing it or say it. Copy the GF12 page on cardstock paper and give each child a hand weight to lift as they say the verse. Talk about how we train for godliness by learning and obeying God's Word.

1 Timothy Weekly Review Mobile: (1TIM01ECGF10 and 1TIM03ECGF13) Continue making the 1 Timothy review mobile described in lessons one and two. Review with the children that the letter "L" stands for "Leader." Timothy was a godly leader in the Ephesus church. "E" and "A" stand for "Eager elders pray" and "Eager deacons serve." This week hang the "D" letter from the fourth hole at the bottom of the 1TIM01ECGF10 page. It stands for "Diligent leaders set a good example." Sing or play the tape of the Bible Themes to remind the children that the theme of 1 Timothy is "Leadership Manual."

Preschool Page for Parents: (1TIM03ECPPP) Send a page home with each child, encouraging parents to reinforce the Bible truths at home. Spend a few minutes before the children go home creatively reviewing the song and Memory Verse.



False teachers make up rules that are not from God.




Training in godliness is better than training to be strong.





A godly leader sets a good example to all the people.



A godly leader sets a good example in these ways.




Children can set a good example in loving people.




"Work diligently like the ant." Proverbs 6:6-8


Words
I Say




How I
Love




What
I Do




Faith
in
Jesus




Words
I Say



How I
Love



What
I Do




Faith
in
Jesus




Words
I Say



How I
Love



What
I Do



Faith
in
Jesus



Paper Bag Puppet

HEAD PATTERN



Cut here
for boy



Cut here
for boy



Arm Pattern
Cut Two



Leg Pattern
Cut Two



Fold



Fold



We use our hands, feet, arms and legs
to do helpful and loving things.

We use our hands, feet, arms and legs
to do helpful and loving things.

We use our hands, feet, arms and legs
to do helpful and loving things.

We use our hands, feet, arms and legs
to do helpful and loving things.

We use our hands, feet, arms and legs
to do helpful and loving things.

We use our hands, feet, arms and legs
to do helpful and loving things.

We use our hands, feet, arms and legs
to do helpful and loving things.

We use our hands, feet, arms and legs
to do helpful and loving things.

We use our hands, feet, arms and legs
to do helpful and loving things.

We use our hands, feet, arms and legs
to do helpful and loving things.

We use our hands, feet, arms and legs
to do helpful and loving things.

We use our hands, feet, arms and legs
to do helpful and loving things.





We use our hands, feet, arms and legs
to do helpful and loving things.

We use our hands, feet, arms and legs
to do helpful and loving things.

We use our hands, feet, arms and legs
to do helpful and loving things.

We use our hands, feet, arms and legs
to do helpful and loving things.

Training in Godliness
Activity Page Pictures



Fight the good fight, holding onto faith and a good conscience.
1 Timothy 1:18-19

Training in Godliness

Be a good minister of Christ Jesus, brought up in the truths of the faith.
1 Timothy 4:6

Fight the good fight, holding onto faith and a good conscience.
1 Timothy 1:18-19

Training in Godliness

Be a good minister of Christ Jesus, brought up in the truths of the faith.
1 Timothy 4:6

Fight the good fight, holding onto faith and a good conscience.
1 Timothy 1:18-19

Training in Godliness

Be a good minister of Christ Jesus, brought up in the truths of the faith.
1 Timothy 4:6

Fight the good fight, holding onto faith and a good conscience.
1 Timothy 1:18-19

Training in Godliness

Be a good minister of Christ Jesus, brought up in the truths of the faith.
1 Timothy 4:6

Fight the good fight, holding onto faith and a good conscience.
1 Timothy 1:18-19

Training in Godliness


Be a good minister of Christ Jesus, brought up in the truths of the faith.
1 Timothy 4:6

Fight the good fight, holding onto faith and a good conscience.
1 Timothy 1:18-19


Training in Godliness

Be a good minister of Christ Jesus, brought up in the truths of the faith.
1 Timothy 4:6


Diligent
Leaders
Set a
Good
Example



Diligent
Leaders
Set a
Good
Example




Diligent
Leaders
Set a
Good
Example

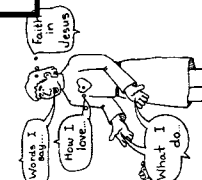


1TIM03ECGF13

Diligent
Leaders
Set a
Good
Example



Diligent
Leaders
Set a
Good
Example





This is what I learned today!


Today we learned that Timothy needed to watch out for false teachers that would come to the church in Ephesus. They would tell people that if they wanted to be good Christians, they couldn't get married or eat certain foods. Paul told Timothy to tell the truth--that all foods are gifts from God and that marriage is good. Paul also told Timothy to be strong and train to be godly. People would be watching Timothy and know what he believed about Jesus by the way he lived his life. A godly person pleases God. He uses his hands, feet, arms and legs to do helpful, loving things. To become godly, we need to listen to God's Word and obey what it says.

Today's Memory Verse

**Be a good minister of Christ Jesus,
brought up in the truths of the faith.**

1 Timothy 4:6

Training in Godliness



Children must be taught and shown that diligence in training to be godly is more important than training to be strong. Each time you practice the Memory Verse this week with your young child, say or sing it to the rhythm of a workout routine. The workout can be jumping jacks, push-ups, hand weights, aerobics, or running in place. Pursue this task until you sweat because training takes diligence. Whenever your child disobeys or is disrespectful this week, ask him to train for godliness by saying and obeying the Memory Verses for 1 Timothy.

1 Timothy 4:6 Memory Verse Song (tune: "God Bless America")

Be a good minister of Christ Jesus,
Brought up in the truths of the
Fai-aith. First Tim-o-thy fou-our six.
Read the Bible; read the Bible;
Read the Bible ev'ry day.
Be a good minister of Christ Jesus.
Be a good minister of Christ Jesus.

* For tunes to songs, ask about the preschool tape.



A godly leader sets a godly example in these ways.