

## Materials I Need:



## Legend:

= Option 1, Appropriate for 1<sup>st</sup> – 2<sup>nd</sup> Grade= Option 2, Appropriate for 3<sup>rd</sup> – 6<sup>th</sup> Grade



## Memory Work:

“If you point these things out to the brothers, you will be a good minister of Christ Jesus, brought up in the truths of the faith and of the good teaching that you have followed.” 1 Timothy 4:6 (NIV)


 Hook:


**Physical Training (Activity).** ,  Lead students in a physical workout. Bring an exercise video, or some small free weights, or lead students in a simple aerobic workout with music. Discuss why it is good for you to exercise. Will a person continue to benefit from exercise in heaven? Why not? *Because he will get a perfect new body.* Explain to the students that Paul agrees with the idea that physical training has value in this life, but he writes to Timothy about another kind of training that is beneficial now, and also in the life to come (1 Timothy 4:8,15,16). Ask the following questions: What do you suppose the training is? Which of these two kinds of training would be most important for a pastor like Timothy?





**Chicken Soup Is Not the Best Thing For the Soul (Discussion).** ,  Bring a copy of “Chicken Soup For the Soul,” or similar book, into class. Read excerpts from the book and then read a portion of Paul’s instruction to Timothy (1 Timothy 4:15-16). You may want to cross reference 2 Timothy 3:16-17. Ask the students which is better for us to base our lives upon, the teaching of the Bible or the stories in “Chicken Soup For the Soul”. Explain that Timothy had to train himself in godliness, and to do this, he needed to study the Scriptures (2 Timothy 2:15). Remember that the Word of God is like a sword—it changes our lives. The simple stories and fables of this world will never produce godliness like the diligent study of the Word of God.



**Sheep and Wolves (Game).**  This game is played like sharks and minnows. Have the students line up on one side of the room. One student should be in the middle of the room. He or she is the wolf. Have the sheep run from one side of the room to the other. The wolf is to catch the other sheep as they run across the room. If the wolf touches a sheep, that sheep is out of the game and needs to sit out of the way. Play until all the sheep are caught or until the wolf cannot catch any more sheep. Discuss how the touch of the wolf ended the game for the sheep and how in real life the teachings of false teachers (wolves) could be very dangerous, even to a point of spiritual death.





**Wolves in Sheep’s Clothing (Hidden Picture Puzzle).** ,  Tell the students that false teachers are like wolves. They move among the people of God seeking to destroy them with wrong teaching. Explain this to the students as well as the fact that Timothy was sent to the church at Ephesus to combat this false teaching. The problem with these false teachers is that sometimes they are very hard to spot. Have the students look at the picture and find all the wolves, **TIM03.GF1.** (*There are 6 wolves.*)


 **Good Shepherd, Bad Shepherd (Read Aloud).** 🦊, 🦋 You will need copies of excerpts from “A Shepherd Looks at the 23<sup>rd</sup> Psalm” by Phillip Keller available in the Teacher’s workroom. Discuss with the students the following points.


- Paul condemned the false teachers and encouraged Timothy to be a good pastor to his people.
- In the Bible, pastors are often referred to as shepherds who care for the people in the church.
- A good shepherd (pastor) takes good care of his sheep (congregation) while a bad shepherd, like the false teachers in Ephesus, takes care of himself and cares little for the sheep.


Before reading tell the students that this book (“A Shepherd Looks at the 23<sup>rd</sup> Psalm”) is written by a shepherd. Chapter 2, paragraphs 15-20 describes a bad shepherd. Chapter 2, paragraphs 32, 33, and 35-37 describe a good shepherd. For the older students you may add chapter 12, paragraphs 14-17 to see a very bad shepherd in action, and chapter 12, paragraphs 27-29 for another summary of a good shepherd.

 **Hide and Seek (Game).** 🦊 Tell the students that they need to hide from a mean wolf. Have the students hide around the room. One of the teachers should give out a wolf howl and look for them. After playing this hide-and-seek game, explain to the students that they will learn about false teachers today that are like wolves.

 **Training (Activity).** 🦊, 🦋 Come to class dressed for physical training to lead the students in exercises as in a PE class. Begin with stretches, then advance to jumping jacks, running in place, and so forth. Be sure to close the training session with a cool-down exercise similar to stretches. Discuss with the students what athletes need to do to be good at their sport. (*Train and work hard.*) Christians need to train and work hard too. We need to train our mind by studying God’s Word and working hard at making sure people know the truth about Jesus.

 **Eat to Grow (Activity).** 🦊, 🦋 Bring in healthy breakfast foods to serve to the class. Be sure to bring paper plates, bowls, cups, and plastic ware. Have the class join you in eating a healthy breakfast. Discuss how we have to eat to grow physically. We also have to eat, or take in, spiritual food to grow spiritually. We must eat healthy to stay healthy physically, and we must read the Bible, God’s Word, to stay healthy spiritually.

 **Everything God Created Is Good (Activity/Discussion).** 🦊, 🦋 Bring in a platter of cookies or basket of candies you know the students will enjoy. Offer one to each student and lead them in a discussion on how everything God has created is good. Keep the platter of goodies in front of the students. If they ask you for another, deny them, saying that the goodies are not good, but bad. They will protest. Use this situation to teach them about the false teachers in Corinth who were teaching that some of the good things God created (marriage and foods) were not good and that the people needed to abstain from them.

 **Wolf Attack (Skit).** 🦊, 🦋 Have two adults dress up as a shepherd and a wolf. Have some of the students be the sheep, assistant shepherds, or a pack of wolves. The skit begins with the shepherd tending the sheep. Have the shepherd lifting weights, doing push ups, or strengthening his crook, and the sheep bleating. The wolves are lurking from the side and begin attacking the sheep. The sheep should roll over and be attacked easily, not putting up a fight. The shepherd should jump into the fray immediately and vanquish the foe. Ask the students some probing questions to get them thinking such as:

1. Why was the shepherd doing those certain activities before the wolf attacked?
2. What was the sheep’s response to the attack made by the wolf?
3. Why did the shepherd put his life in danger for the sake of the sheep?



### Book:

#### Presentation Ideas –

 **False Teachers (Illustration/Coloring Page).** 🦊, 🦋 1Timothy 4:1-3, 1TIM03.GF2.

 **Timothy Studies the Scriptures (Illustration/Coloring Page).** 🦊, 🦋 1Timothy 4:6,

1TIM03.GF3.

Physical Training Is Temporary (*Illustration/Coloring Page*). 🦋, 🦋 1Timothy 4:8, 1TIM03.GF4.

Timothy Exhorts the Body in Love (*Illustration/Coloring Page*). 🦋, 🦋 1Timothy 4:13, 1TIM03.GF5.

Paul and the Elders Lay Hands on Timothy (*Illustration/Coloring Page*). 🦋, 🦋 1Timothy 4:14, 1TIM03.GF6.

### ***Bible Adventure for 1<sup>st</sup> – 6<sup>th</sup> Grades –***

Picture a flock of sheep peacefully grazing on a green hill with their shepherd standing nearby keeping watch over them. Now, picture a pack of hungry wolves crouching behind a large rock ready to attack the defenseless sheep. Will the shepherd just stand there doing nothing? Of course not! He will do whatever it takes to protect his flock. In a sense, a similar situation was happening at the church in Ephesus. The “wolves” were the false teachers who had entered the church spreading lies about God and His Word. Paul appointed his young disciple, Timothy, to shepherd and protect this “flock” of people.

In 1 Timothy chapter 4, Paul described what these false teachers were like. Even though they paraded around as servants of God, they were really servants of Satan who misled people and caused some to wander away from their faith in Jesus Christ. These men taught that believers should not get married and that there are certain foods that Christians must never eat. God’s Word does not teach this since God created both marriage and food. With thankful hearts, we can marry and eat freely because the Bible tells us it is good and acceptable to do both. When the Bible says it, we can believe it and not let anyone convince us otherwise!

Paul then moved on to describe what Timothy and all true teachers in the church should be like. Timothy was to study God’s Word for himself and then teach it to the body of believers in Ephesus. The false teachers were getting caught up in myths and fables, or made-up stories. They would add these to their teaching and it wasn’t helping anyone to grow in faith. In fact, they were doing great harm. A true teacher is faithful to preach only from the Bible and not waste time on other stories that will never help believers to live more godly lives. Paul challenged Timothy to train himself to be godly just as an athlete trains to get in shape for his sport. The difference, however, is that physical training will only be of benefit for this life, but spiritual training to be godly will benefit us in this life and as well as eternity in heaven. Timothy was to “build up his spiritual muscles” by hearing, reading, studying, meditating, and memorizing the truth of God’s Word. This training in godliness would lead him to be more and more like Christ, which is the greatest blessing in the entire world!

By being a godly man, Timothy could be a great example to others in the church at Ephesus even though he was younger than most of the elders. Timothy could show them what a true teacher’s life really looks like and how teaching only from the Bible will result in people becoming more and more like Christ. Timothy was to continue being a true and faithful teacher until Paul arrived in Ephesus. If he struggled with this, Paul told him to remember when he first became a minister of the Gospel. God Himself called him into the ministry, and other spiritual leaders had confirmed this fact by laying hands on him. Remembering this would help him to carry on with the work he was to do in the Ephesian church.

Timothy was called to be a faithful shepherd to protect the Ephesians from the “wolves” that were trying to destroy people with their false teaching and hypocritical lives. He was to do this by studying the Bible and feeding his soul with God’s truth. He would then be able to recognize false teaching immediately and get rid of those who spread it in the church. Paul told Timothy he was to grow in godliness and become more and more like Christ. He would be an example to others of how to live a life pleasing to the Lord. Secondly, Timothy was to keep on faithfully teaching the truth of God’s Word. As you think about your own life, could you say you are like Timothy? What is most important to you? Is becoming more and more like Jesus the greatest desire you have?

## Aim Questions

1. **What were the false teachers teaching at Ephesus?** *(That you shouldn't get married or eat certain foods.)*
2. **Why was this so wrong?** *(Because God's Word says it's okay to do these things.)*
3. **What was Timothy to be "brought up" or trained in?** *(The truths of the faith and the good teacher.)*
4. **What did Paul say was beneficial for this life as well as the life to come?** *(Godliness.)*
5. **Why is godliness profitable for all things?** *(Because being like Christ is the greatest blessing in the entire world!)*
6. **Would you be able to fight against false teaching?**



### Look:



**Hard or Soft Heart (Activity/Object Lesson).** 🦋, 🦋 You will need two lumps of clay or Play-doh. One soft and one hard as a rock. Discuss with the students that the false teachers had seared their consciences as with a hot iron (1 Timothy 4:2). Their hearts were no longer soft to God. Illustrate this by using the two lumps of clay or Play-doh. (You can either have enough for each student or you can use this as an illustration in the BOOK time if you have only enough for yourself.) Knead the dough and build different shapes, maybe even a heart. As you do this discuss what it means to have a soft heart. Next, discuss how a hard heart is unmoldable and refuses to be shaped into what God would have.



**What Is An Example? (Activity/Discussion).** 🦋, 🦋 Play "Simon Says" as a class. Talk about how the example of the leader affects the other players. Paul's admonished Timothy to "set an example for the believers in speech, life, love, faith, and purity" and to "watch your life and doctrine closely, because if you do, you will save both yourself and your hearers." This is important as we are to be a Christian example:

- in **speech**—do not say mean things or bad words.
- in **life**—do what pleases God.
- in **love**—care about others.
- in **faith**—pray and trust God.
- in **purity**—choose what is right.



**Point These Things Out (Memory Verse Activity).** 🦋, 🦋 Use the following activity to review today's memory verse.

1. Write the memory verse on the board, and read through it with the students.
2. Ask: Who is talking? To whom is this advice being given?
3. Arrange the students in a circle with a teacher in the middle.
4. Have the teacher say: "1 Timothy 4:6" and then point to students at random.
5. The first student he or she points to will say the first word of the memory verse ("If"). The second student will say, "you."
6. Continue as long as students work their way correctly through the verse.
7. When a student misses his or her cue, have him or her come to the center of the circle and say, "1 Timothy 4:6" and begin pointing again.
8. As students become more familiar with the verse, pick up speed.
9. When the students go through the whole verse without a mistake, the person in the center may pick a new "pointer."



**Created Things (Worksheet).** 🦋, 🦋 Have the students discover Paul's answer to the false leaders by having them fill in the first letter of the "created thing" in each picture, **1TIM03.GF7 Pg.**




1. **Answer Key: 1TIM03.GF7 Pg. 2**




- False Teacher/True Teacher (Worksheet).** 🦋, 🦋 Have the students complete the worksheet using the verses from 1 Timothy chapter 4 which describe false and true teachers, **1TIM03.GF8 Pg. 1. Answer Key: 1TIM03.GF8 Pg. 2.**
  - Timothy, My Son (Puzzle).** 🦋, 🦋 Have the students read the brief biography of Timothy provided and note the underlined words. After they have completed the puzzle, take the opportunity to explain the character qualities that Paul exhorts Timothy to live out, **1TIM03.GF9. Answer: Example**
  - Be a Good Minister (Word Search/Puzzle).** 🦋, 🦋 Have the students review the memory verse by completing the word search. Once they find all of the food words, they will discover today's secret message, **1TIM03.GF10 Pg. 1. Answer Key: 1TIM03.GF10 Pg. 2.**
  - Aim Questions (Worksheet).** 🦋 Have the students answer the Aim Questions about today's Bible Adventure, **1TIM03.GF11.**
  - Passage Review Questions (Worksheet).** 🦋, 🦋 This booklet contains many questions from the Scripture passage covered in today's lesson. Students may work on them in class and complete them during the week at home, **1TIM03.GF12 Pgs. 1 & 2.**
  - 1 Timothy 4:6 (Memory Verse Song).** 🦋 Words and music for today's memory verse are available upon request from Children's Ministry.
- 



### Took:

- Calisthenics for the Present Life and the Life to Come (Memory Verse Review).** 🦋, 🦋 Lead students in a simple calisthenics exercise routine. Instead of counting 8-counts, recite the memory verse in an 8-count format as follows: (The ~ symbol indicates a beat where no word is spoken).  
If you point ~ these ~things ~  
out ~ to the bro ~ thers ~ ,  
you will be ~ a ~ good ~  
mi nis ter ~ of Christ Je sus,  
brought up in the truths ~ of the  
faith and of the ~ good tea ching  
that ~ you ~ ~ have fol lowed.”  
 You may want to have students help design a routine. Choose simple exercise movements such as jumping jacks, toe touches, running in place, sit-ups, push-ups, etc.
- In Training (Worksheet).** 🦋, 🦋 Each student will need:  
**1TIM03.GF13 Pg. 1**  
 pencil or pen  
 colored marker  
 Read aloud 1 Timothy 4:7b, 8. Have the students complete the first step of the worksheet. All pictures will be circled. Have them continue with the next step. When completed, discuss those things that hold promise for both the present life and the life to come. **Answer Key: 1TIM03.GF13 Pg. 2**




 **Received with Thanksgiving (Prayer Activity).** ,  This may be used in small groups. Have each student draw a picture of a gift from God that he or she especially enjoys. It may be a pet or a relationship with a friend or family member. It may even be a favorite food or a beautiful place where he or she has been. Have them try to think of things other than toys, buildings, machines, etc. that are obviously man-made. Have the students share with the rest of the group about what they have drawn. (You may want to omit the drawing and just have the students tell about their special gift). Spend time together in prayer thanking God for all these things.



 **Protecting God's Flock (Craft).** ,  Each student will need:  
1TIM03.GF14 Pgs. 1-3 copied on white cardstock.  
scissors  
four—½inch brads  
glue  
hole punch  
tape

*Note: For easier assembly, teachers may punch holes and make slits beforehand. The holes on page 3 cannot be made with a standard hole punch and have to be cut out with a sharp knife or a paper drill.*

Have the students follow the directions below to complete their crafts:

1. Color the shepherd and wolf.
2. Cut out the shepherd's arm and crook, wolf, and strips on page 2.
3. Paste the two strips together and punch a hole on each end where shown.
4. Make slits in the shepherd's arm and the wolf with the end of the brad where shown.
5. Cut out the large circles on page 3. Punch holes and make slits where shown.
6. Punch holes through the shepherd's arm and the wolf where shown on page 1.
7. Insert a brad through the shepherd's arm and crook slit, through the hole for the arm on the shepherd on page 1 and then through the large circle center slit. Make sure the hole on the circle is facing straight towards the top of the page. Bend the fastener over in each direction.
8. Repeat for the wolf.
9. Align the two holes of the large circles to face the top of the page.
10. Install the strip with the two holes to the two circles with two brads.
11. Turn page 1 to the front and make sure the wolf is in the upright position and the shepherd's crook is away from the wolf. Turn the page over and secure the center brads with tape.

 **1 Timothy Pop-Up Book Incentive (Craft).** ,  Every week for five weeks the student will make a pop-up page for each lesson in 1 Timothy. The pop-up page will remind the student of the lesson's theme. On the final lesson the student will receive a 1 Timothy book cover to add all of the pages they have made, then they may take their book home. Make sure to have each of the students' names on the pages so they can be sorted. Envelopes will be provided to store each student's pages for five weeks.

**Week 3: Wolf Page Pop-Up (Craft).** ,  Each student will need:  
1TIM03.GF15 Pgs. 1, 2, 3, 5 copied onto white cardstock  
1TIM03.GF15 Pg. 4 copied onto red cardstock  
1TIM03.GF15 Pg. 6 copied onto white paper  
scissors  
glue

Have the students follow the instructions of the diagram sheet to complete their crafts.

# Wolves in Sheep's Clothing




# False Teachers



# Timothy Studies the Scriptures



# Physical Training Is Temporary



# Timothy Exhorts the Body in Love



# Paul and the Elders Lay Hands on Timothy



# Created Things

The false teachers in Ephesus were telling the people that they shouldn't get married or eat certain foods. How did Paul want Timothy to respond to these leaders who prevented the people from enjoying the good things God gave us? Fill in the first letter of the "created thing" in each picture.

For \_\_\_\_\_ God



\_\_\_\_\_ is \_\_\_\_\_



and nothing is to be rejected if it is received with



because it is consecrated by the \_\_\_\_\_ of God



and \_\_\_\_\_.



If you \_\_\_\_\_ these things out to the




brothers, you will be a good \_\_\_\_\_



of Christ Jesus, brought up in the truths of the

\_\_\_\_\_ and of the good



\_\_\_\_\_ that you have followed.



**Created  
Things-KEY**

The false teachers in Ephesus were telling the people that they shouldn't get married or eat certain foods. How did Paul want Timothy to respond to these leaders who prevented the people from enjoying the good things God gave us? Fill in the first letter of the "created thing" in each picture.

For E V E R Y T H I N G God




C R E A T E D is G O O D,



and nothing is to be rejected if it is received with

T H A N K S G I V I N G,



because it is consecrated by the W O R D of God



and P R A Y E R.



If you P O I N T these things out to the



brothers, you will be a good M I N I S T E R



of Christ Jesus, brought up in the truths of the

F A I T H and of the good




T E A C H I N G that you have followed.



# FALSE TEACHER / True Teacher



Open your Bible to 1 Timothy chapter 4 (NIV). Use the words from the center column to complete the verses describing false and true teachers. Choose from each pair in the order listed. The first one has been done for you.



## The false teacher's LIFE

“The spirit clearly says that in later times some will abandon the faith and follow

\_\_\_\_\_ and \_\_\_\_\_ taught by \_\_\_\_\_. Such teachings come through

\_\_\_\_\_, whose consciences have been \_\_\_\_\_ as with a \_\_\_\_\_.” (4:1, 2)

- ~~set~~ abandon
- speech deceiving
- love spirits
- things faith
- demons purity
- hypocritical devote
- reading liars
- seared Scripture
- preaching hot
- teaching iron

## The True teachers LIFE

“Don't let anyone look down on you because you are young, but set an example for the believers in \_\_\_\_\_, in life, in \_\_\_\_\_, in \_\_\_\_\_ and in \_\_\_\_\_. Until I come, \_\_\_\_\_ yourself to the public \_\_\_\_\_ of \_\_\_\_\_, to \_\_\_\_\_ and to \_\_\_\_\_.” (4:12, 13)

## The false teacher's teaching

“They \_\_\_\_\_ people to marry and \_\_\_\_\_ them to \_\_\_\_\_ from certain foods, which God created to be received with thanksgiving by those who believe and who know the truth.” (4:3)

“Have \_\_\_\_\_ to do with \_\_\_\_\_ and \_\_\_\_\_ wives' \_\_\_\_\_.” (4:7a)

- forbid everything
- order good
- thanksgiving abstain
- nothing hope
- living godless
- myths Savior
- all old
- believe tales

## The True teachers Teaching

“For \_\_\_\_\_ God created is \_\_\_\_\_, and nothing is to be rejected if it is received with


\_\_\_\_\_ because it is consecrated by the word of God and prayer.” (4:4)

“...that we have put our \_\_\_\_\_ in the \_\_\_\_\_ God, who is the \_\_\_\_\_ of \_\_\_\_\_ men, and especially of those who \_\_\_\_\_.” (4:10)

## FALSE TEACHER / True Teacher



Open your Bible to 1 Timothy chapter 4 (NIV). Use the words from the center column to complete the verses describing false and true teachers. Choose from each pair in the order listed. The first one has been done for you.



### The false teacher's LIFE

“The spirit clearly says that in later times some will abandon the faith and follow deceiving spirits and things taught by demons. Such teachings come through hypocritical liars, whose consciences have been seared as with a hot iron.” (4:1, 2)

## KEY

set abandon  
speech deceiving  
love spirits  
things faith  
demons purity  
hypocritical devote  
reading liars  
seared Scripture  
preaching hot  
teaching iron

### The True teachers LIFE

“Don't let anyone look down on you because you are young, but set an example for the believers in speech, in life, in love, in faith and in purity. Until I come, devote yourself to the public reading of Scripture, to preaching and to teaching.” (4:12, 13)

### The false teacher's teaching

“They forbid people to marry and order them to abstain from certain foods, which God created to be received with thanksgiving by those who believe and who know the truth.” (4:3)


“Have nothing to do with godless myths and old wives' tales.” (4:7a)

forbid everything  
order good  
thanksgiving abstain  
nothing hope  
living godless  
myths Savior  
all old  
believe tales

### The True teachers Teaching

“For everything God created is good, and nothing is to be rejected if it is received with thanksgiving, because it is consecrated by the word of God and prayer.” (4:4)

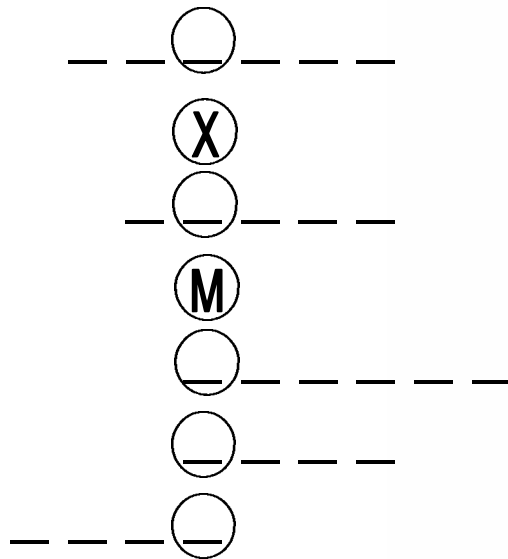
“...that we have put our hope in the living God, who is the Savior of all men, and especially of those who believe.” (4:10)



# Timothy, My Son


Fit the underlined words below into the spaces of the puzzle. Solve the mystery word by writing the letters in the circles in the box below.

Timothy probably became a Christian during Paul's first missionary journey. He was like a son to Paul and traveled extensively with the apostle. The love that the two men shared for one another is seen in Paul's letters to his spiritual son. The Bible contains two letters that were sent to Timothy from Paul which instructed him in matters of ministry and of the faith. In 2 Timothy 2:7, Paul instructs Timothy to listen to Paul's speech so that he may gain some understanding. In 1 Timothy 4:12, Paul instructs Timothy in being an example of purity to the world around him. Throughout Paul's life, he will play a large part in encouraging and equipping this young pastor.



## Mystery Word

After solving the puzzle, write the mystery word in the space provided. Timothy was to be an \_\_\_\_\_ in all of the words listed above according to 1 Timothy 4:12.



# Be a Good Minister

Find the words listed in the **Word Bank** within the puzzle and draw a line through them. Once you find all of the food words, you will discover today's secret message. Write the secret message in the spaces provided below.

## Word Bank

- |           |          |
|-----------|----------|
| BANANA    | LASAGNA  |
| BROWNIE   | ORANGE   |
| CEREAL    | PIZZA    |
| CHOCOLATE | POPTART  |
| COOKIE    | POTATO   |
| HAMBURGER | SANDWICH |
|           | SAUSAGE  |



I F Y O U P B O H C L I N E T  
 T H E S E R T A H H A I N G G  
 S O U C O T M O T O S T H N E  
 B B R W O B C E R E A L O A T  
 H A N E U O H R S Y G O O R U  
 W I N R L I K C A L N L T O B  
 E E G A E A G I I Z A O A O D  
 M E T I N G N I E W Z S T T E  
 R E R O F A A C H R D I O I P  
 S T J E S U S S B R O N P U O  
 G H T U P I N T U H E T A R P  
 U T H S O F T H E A F A I S T  
 T H A N D O F T H E S G O O A  
 D T E A C H I N G T H A T Y R  
 O U H A V E F O L L O W E D T

-----

-----

-----

-----

-----


-----

-----

-----

-----

-----



# Be a Good Minister

Find the words listed in the **Word Bank** within the puzzle and draw a line through them. Once you find all of the food words, you will discover today's secret message. Write the secret message in the spaces provided below.

## Word Bank

BANANA	LASAGNA
BROWNIE	ORANGE
CEREAL	PIZZA
CHOCOLATE	POPTART
COOKIE	POTATO
HAMBURGER	SANDWICH
	SAUSAGE



I F Y O U P E O H C L I N E T  
T H E S E R T A H H A I N G G  
S O U C O T M O T O S T H N E  
B B R W O B C E R E A L O A T  
H A N E U O N R S Y G O O R U  
W I N E L I K C A L N L T O B  
E E G A E A G I I Z A O A O D  
M E T I N G N I E W X S T T E  
R E R O F A A C H R D I O I P  
S T J E S U S S B R O N P U O  
G H T U P I N T U H E T A R P  
U T H S O F T H E A F A I S T  
T H A N D O F T H E S G O O A  
D T E A C H I N G T H A T Y R  
O U H A V E F O L L O W E D T


If you point these things out to the brothers, you will be a good minister of Christ Jesus, brought up in the truths of the faith and of the good teaching that you have followed.

# Aim Questions

Answer the following questions about today's Bible Adventure.

1. What were the false teachers teaching at Ephesus?
2. Why was this so wrong?
3. What was Timothy to be “brought up” or trained in?
4. What did Paul say was beneficial for this life as well as the life to come?
5. Why is godliness profitable for all things?
6. Would you be able to fight against false teaching?

*As Christians, we are to build up our spiritual muscles by hearing, reading, studying, meditating, and memorizing the truth. By doing this, we will develop the ability to know God and discern truth from error.*



*“If you point these things out to the brothers, you will be a good minister of Christ Jesus, brought up in the truths of the faith and of the good teaching that you have followed.”*

*1 Timothy 4:6 NIV*

## Passage Review Questions

### 1 Timothy Chapter 4

In the end times, what will some people begin following? (4:1)

What will the demons use to communicate false teaching to the world? (4:2)

What will these false teachers forbid people to do? (4:3)

What does Paul say about the things that God has created? (4:4)

How does Paul describe Timothy if he points out these things to the church? (4:6)

What should Timothy not be doing? What should he be doing instead? (4:7)

Describe the two types of training that Paul mentions. (4:8)

What is the trustworthy statement that Paul communicates to Timothy? (4:9, 10)

What does Paul want Timothy to command and teach? (4:11)





What kind of example did Paul tell Timothy to set? (4:12)

# In Training

Circle all of the pictures in pen or pencil that show valuable training in this life.

"Train yourself to be godly. For physical training is of some value, but godliness has value for all things, holding promise for both the present life and the life to come." 1 Timothy 4:7b, 8.

Next, circle all of the pictures that show valuable training for both this life and the life to come."



# In Training

Circle all of the pictures in pen or pencil that show valuable training in this life.

"Train yourself to be godly. For physical training is of some value, but godliness has value for all things, holding promise for both the present life and the life to come." 1 Timothy 4:7b, 8.

Next, circle all of the pictures that show valuable training for both this life and the life to come."





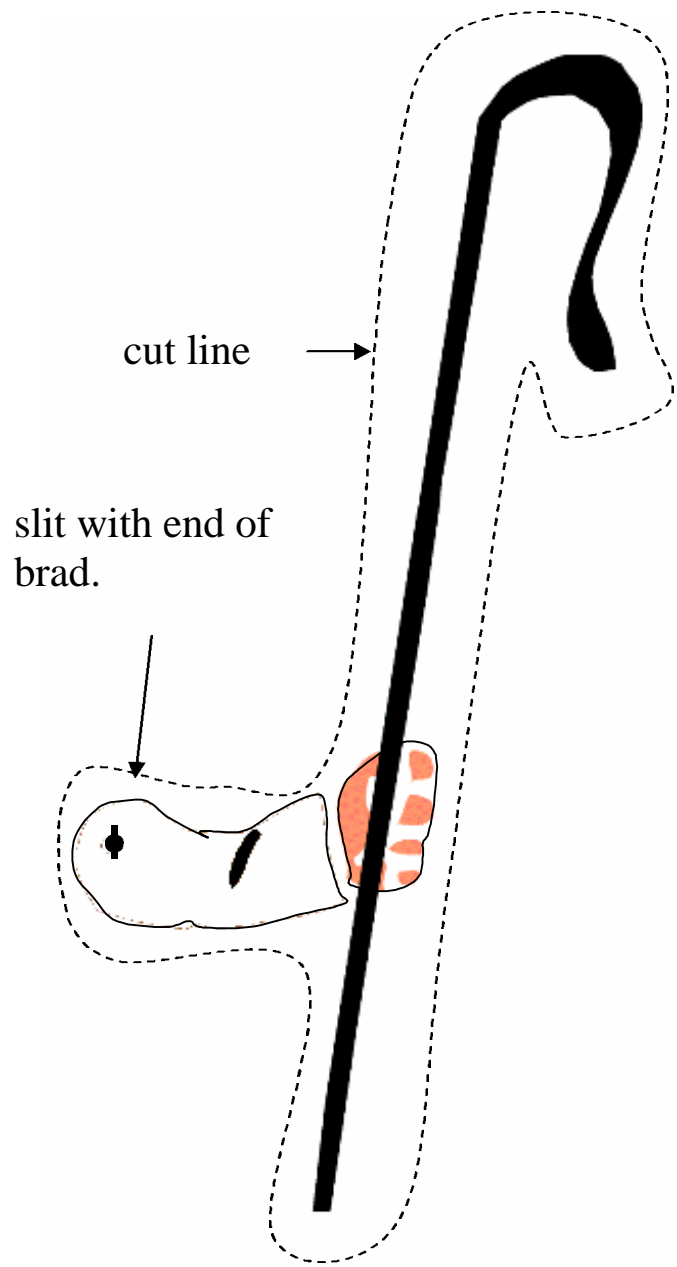
# Protecting God's Flock

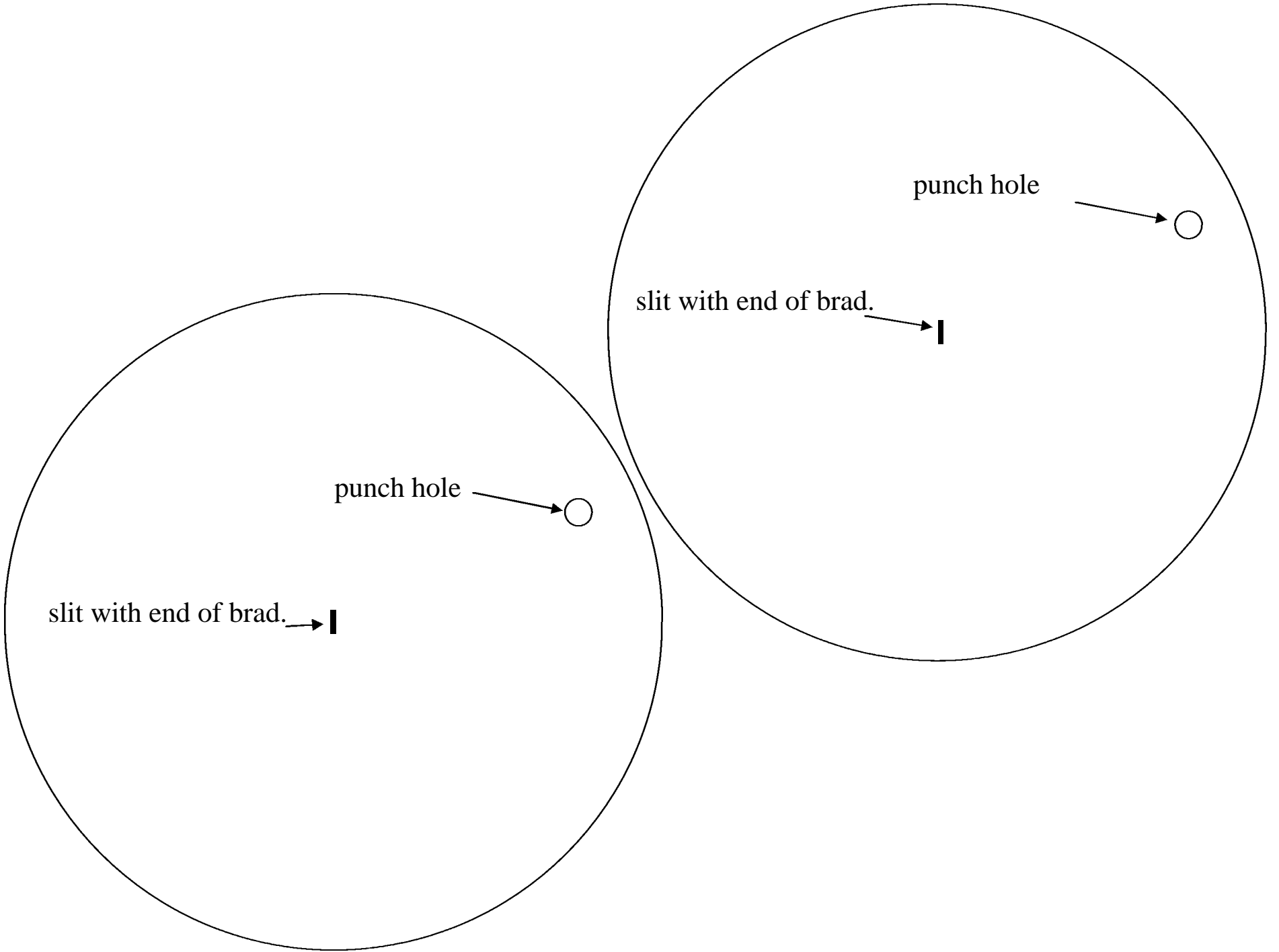
Paul gave Timothy instructions on how to protect God's flock from savage "wolves" or false teachers

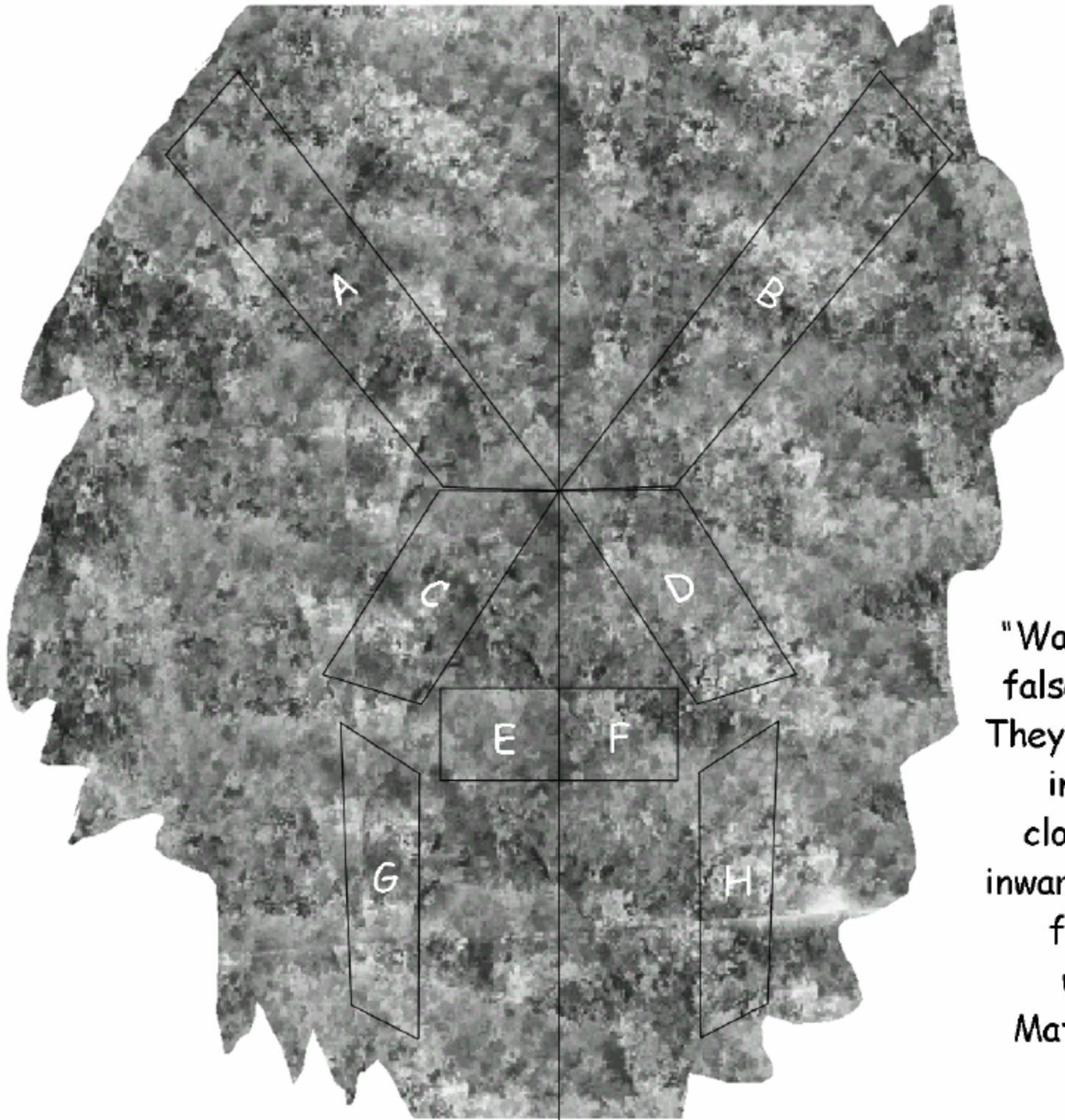
---

"Watch your life and doctrine closely. Persevere in them, because if you do, you will save both yourself and your hearers." ~ 1 Timothy 4:16



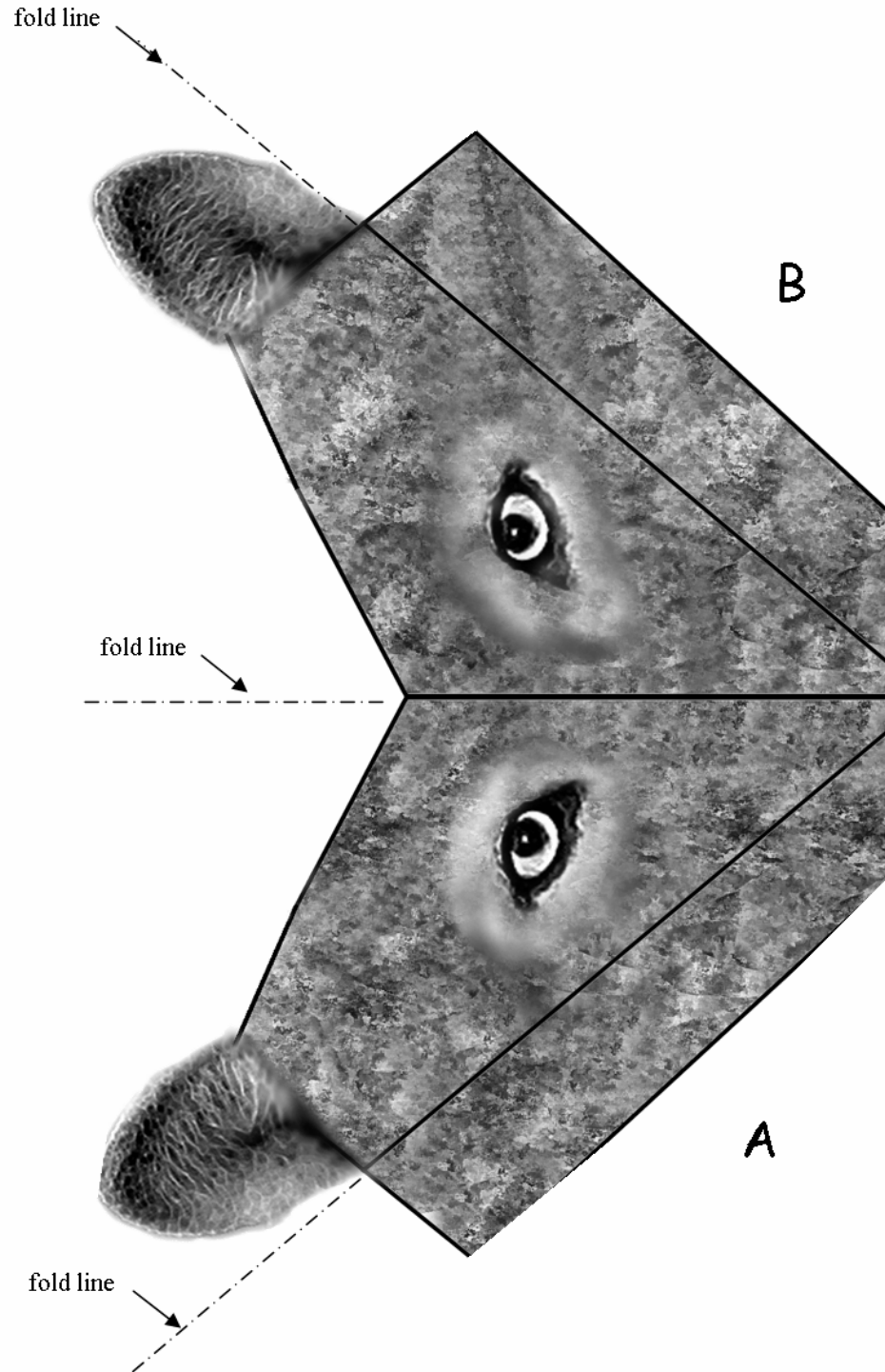
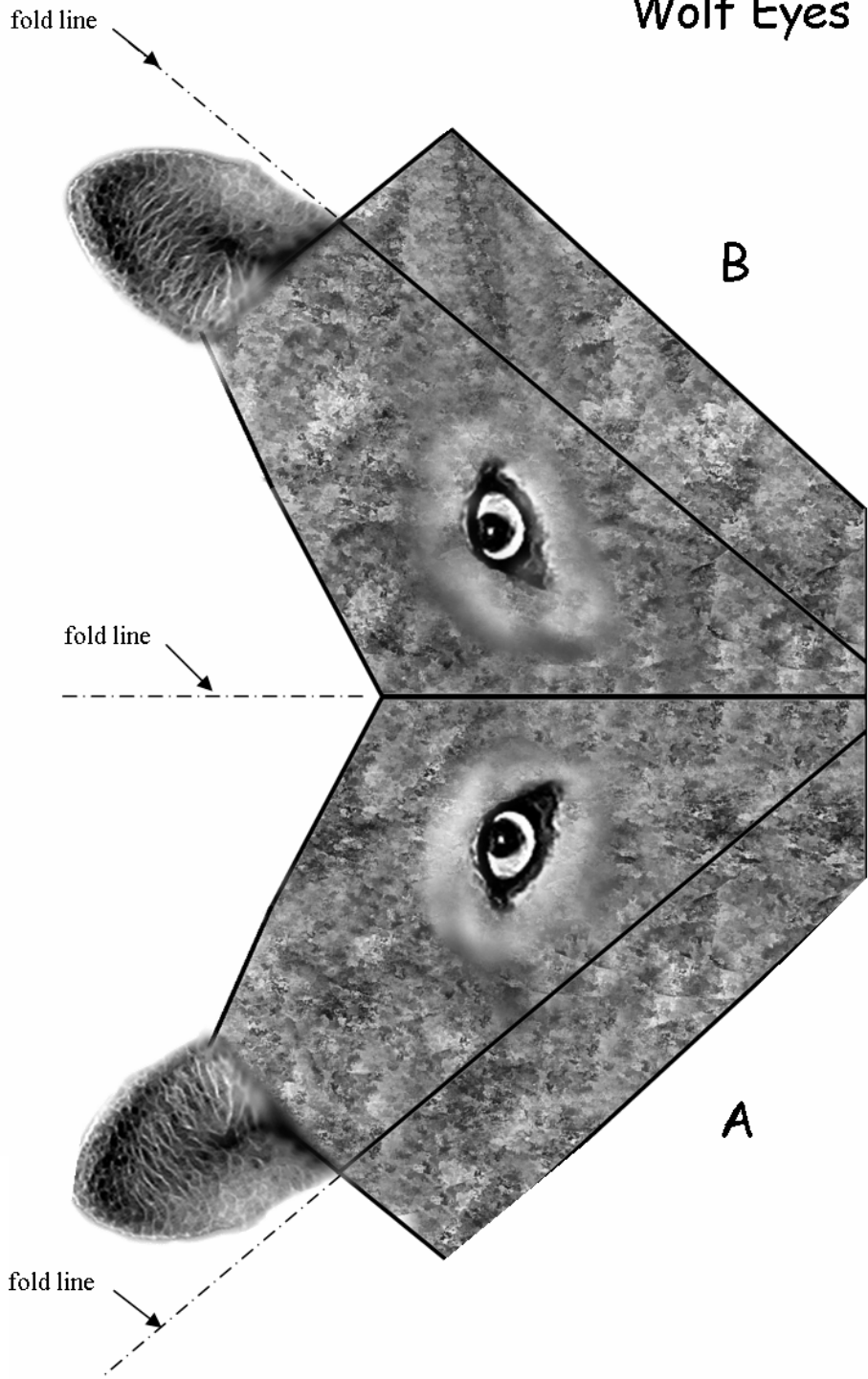




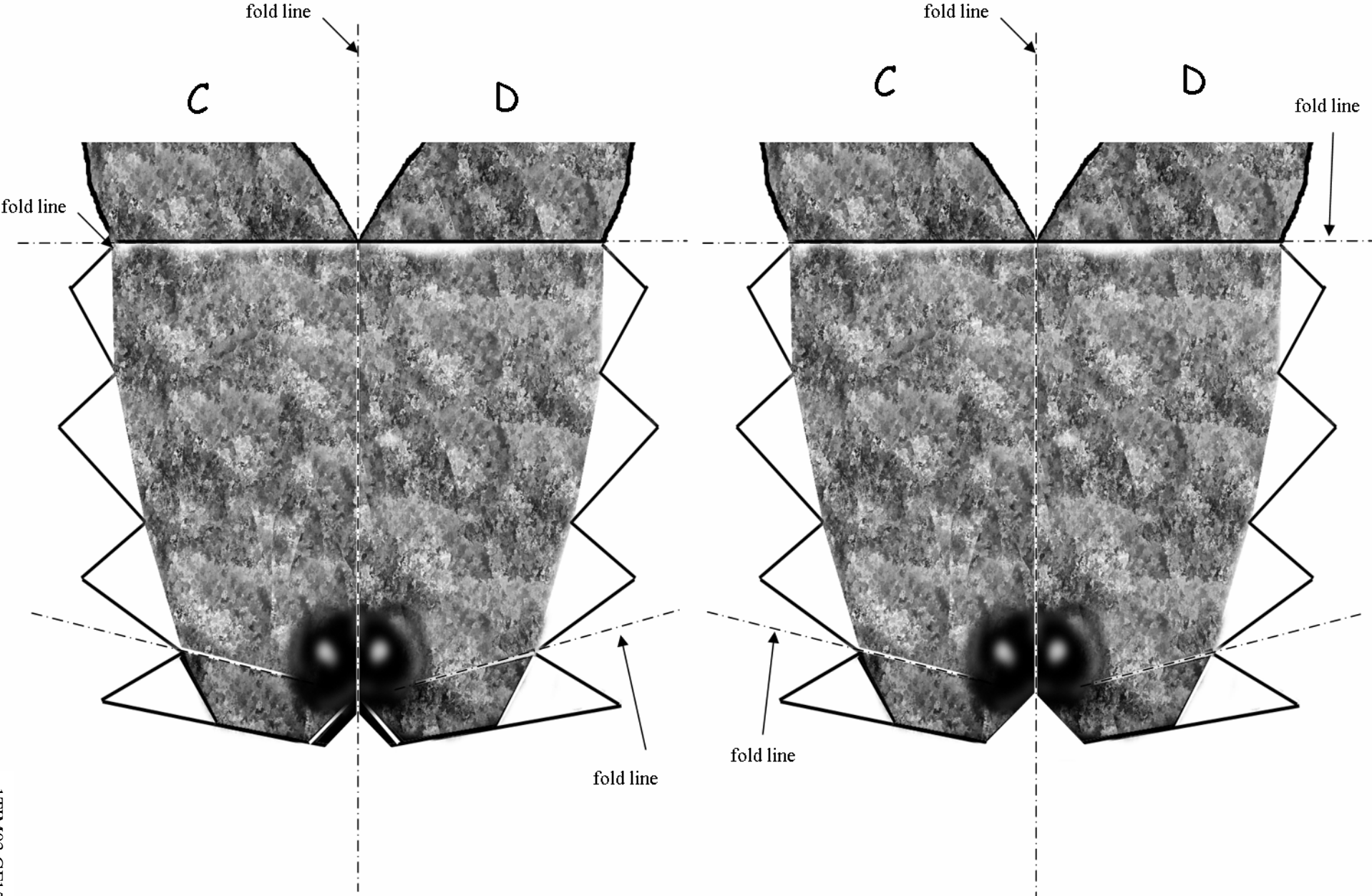


"Watch out for  
false prophets.  
They come to you  
in sheep's  
clothing, but  
inwardly they are  
ferocious  
wolves."  
Matthew 7:15

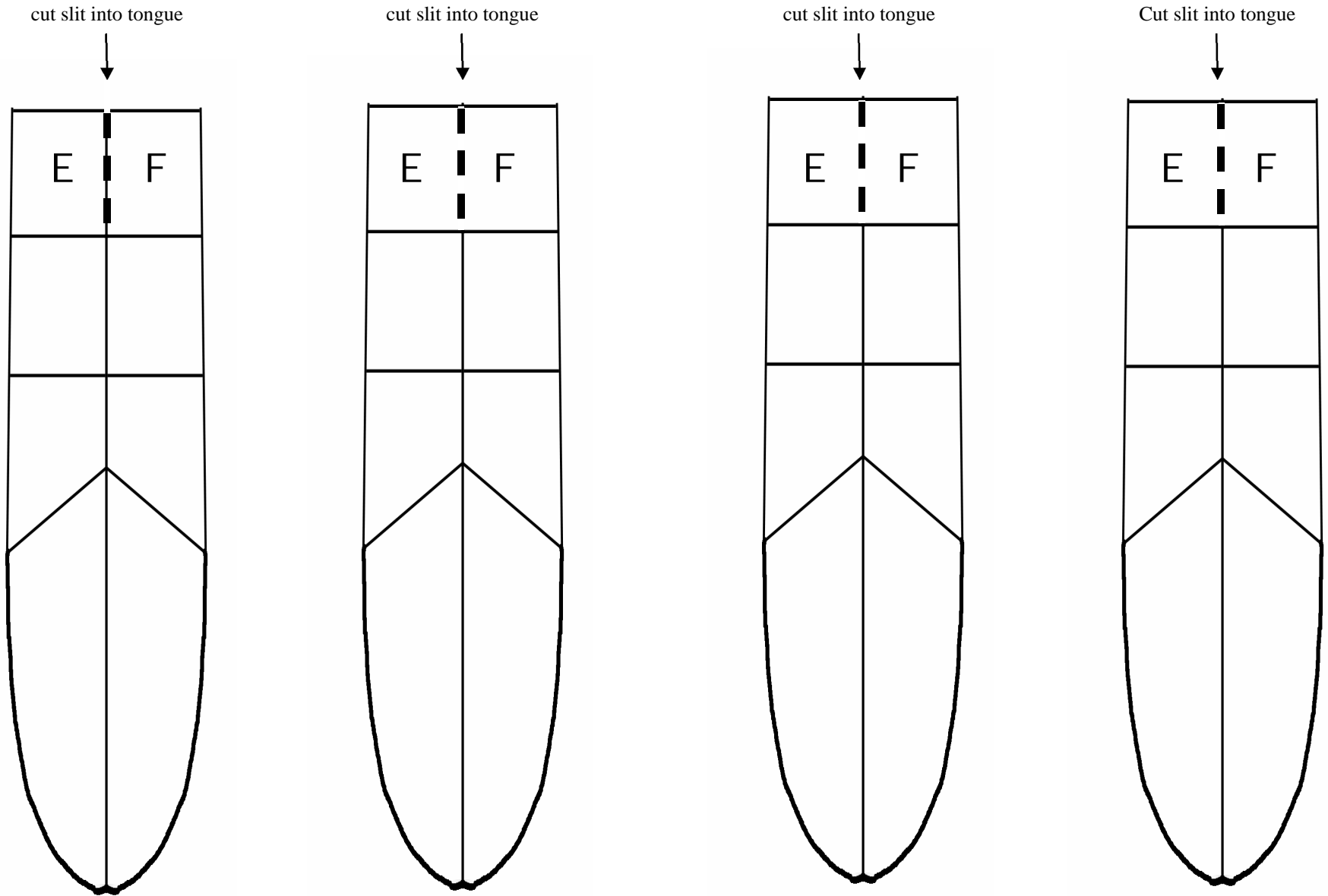
# Wolf Eyes



# Wolf Nose

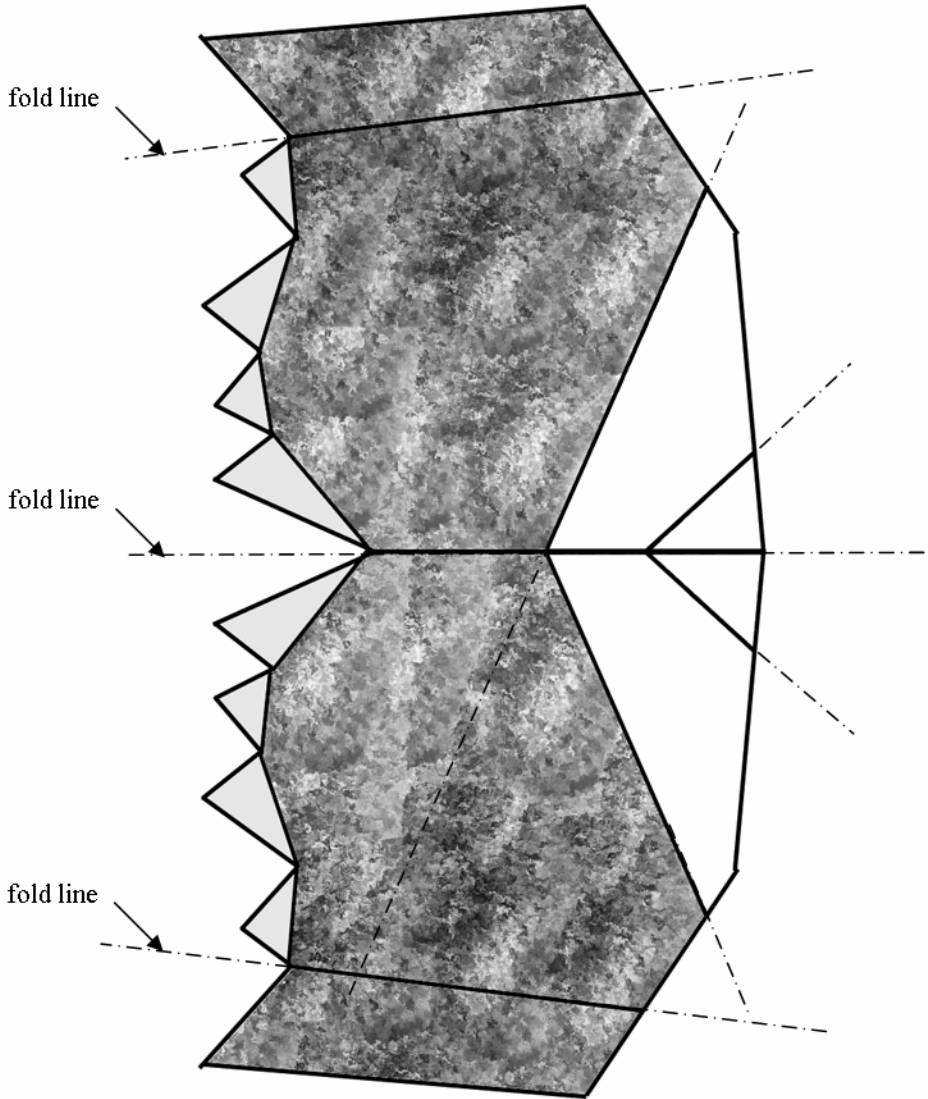


# Wolf Tongue



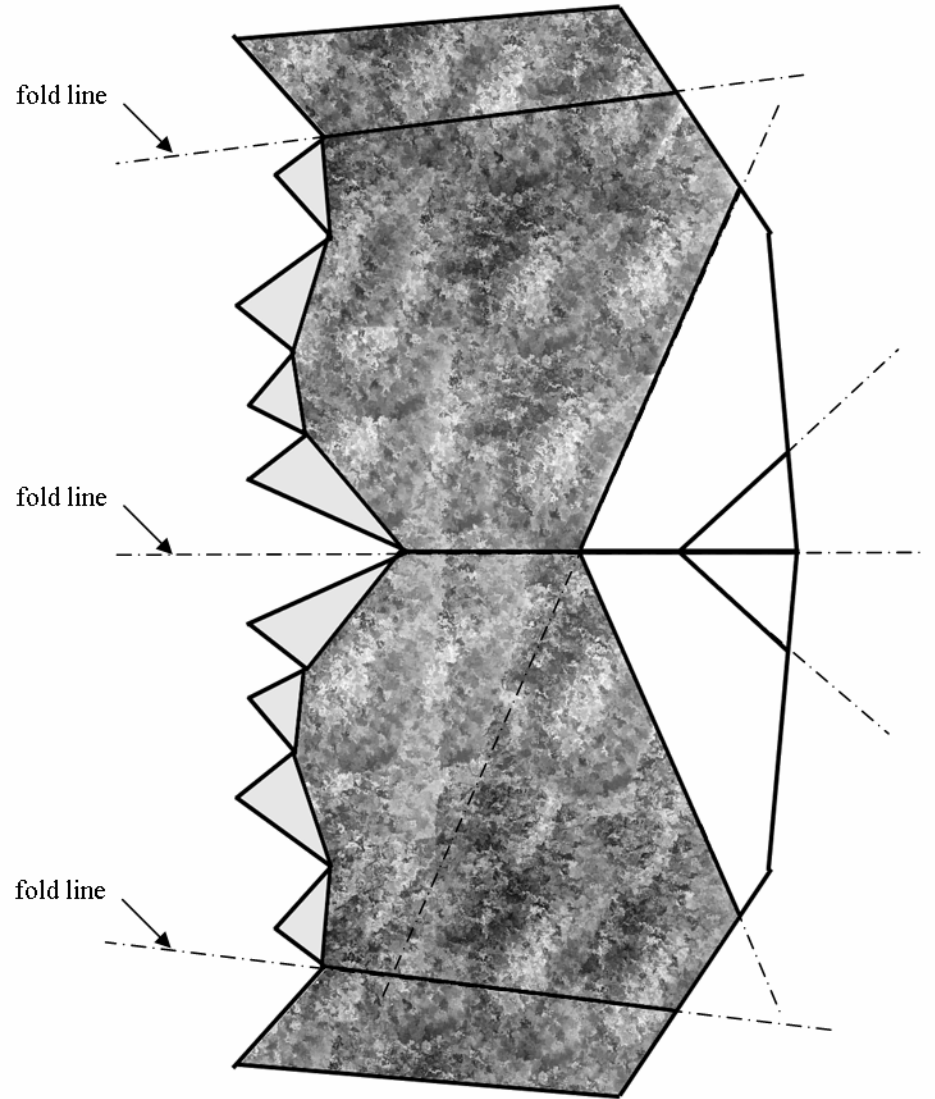
# Wolf Jaw

F



G

F



G

1. Cut out the wolf eyes (page 2), the wolf nose (page 3), the wolf tongue (page 4), and the wolf jaw (page 5).
2. Fold the Wolf Base (page 1) in half.
3. Fold each part of the wolf as shown in the diagrams to the right. Be sure to really crease each part well.
4. Attach each part to the Wolf Base (page 1) with glue as shown in the diagram below.
5. Please wait for the glue to dry and then fold the Wolf Base (page 1) together.

