

Materials I Need:

Key for symbols:

- This symbol represents ideas that can be used for two-year-olds through kindergarten. Please remember to slow way down for two-year-olds and keep the pace moving for five-year-olds.
- ② This symbol represents ideas that can be used for two- and three-year-olds.
- ④ This symbol represents ideas that are best used for four-year-olds through kindergarten.

Memory Verse:

1 Timothy 1:18-19: Fight the good fight, holding on to faith and a good conscience.

Hook:

- Teacher Tip:** We are introducing big and unfamiliar words to preschoolers in the study of 1 Timothy. Use these words as often as possible with the children and continue to use them throughout the study of the book. In the first two lessons we introduced the words "leadership manual," "conscience," and "elders." Use these words in sentences so the children can pick up the meanings from your usage of the words.
- Leadership Manual Center:** Choose several children's picture books from the library that show how to do something and bring them to class. Some ideas might include making paper airplanes, folding napkins, making balloon animals, building with Legos, etc. Have the children look at the pictures while you talk them through making a particular item. (Making an item would be most beneficial as they watch you read the instructions and put the item together. You may choose something the children can try to do.) "In today's Bible Adventure, we'll see that Paul is writing his leadership manual called 1 Timothy. He is telling Timothy to be strong in his faith and show the church how it is to be led by godly men. Just as we followed the directions to put together this (airplane), we can go to the Bible and find out how to set up the leadership in the church by reading 1 Timothy."
- "Blockhead" Game:** Bring a set of "Blockhead" blocks or other colored blocks to play a stacking game. The children alternate turns by carefully placing one block on top of another until the stack falls over. Irregular blocks make the game more interesting. "In today's Bible Adventure, Paul tells Timothy that the church is to be led by men who practice self-control. Today you practiced self-control when you carefully placed the blocks one on top of another. You were patient and kind as you waited for your turn to stack. Those are the same things the leaders of our church do."
- Snack Preparation: (1TIM02ECGF5)** Materials needed: Slice of french or baguette bread for each child, tomato sauce, grated mozzarella cheese, sliced mushrooms, sliced black olives, cookie sheet, pizza recipe ("manual"), oven, mitts. Place a GF5 copy of "Pizza Slices" in the center of the table. Have the children watch as you read the ingredients together and assemble the individual pizzas. If you want the children to participate, have hand washing materials ready for them to use before they prepare the food. "In today's Bible Adventure, Paul gives some rules in 1 Timothy about how a church should run. This letter written to Timothy is called a leadership manual. The recipe in the center of our table is a recipe manual. It tells us how to build a pizza for snack time. Help me follow this manual by reading the pictures, and we'll make pizzas for snack time." Fifteen minutes before snack time, take the cookie tray of pizzas to the kitchen to be baked.

Family Doll House: Bring a doll house and dolls of various ages. Talk about each child's family-- how many members, how old, family pets, grandparents, etc. "Paul wrote Timothy about family leadership. Paul said God wants every man in the church to be a godly leader in his own home. God also wants children to learn how to follow God from their parents. He wants children to obey their parents."

Pray for Everyone Center: Provide cutout pictures of famous people and a large colored sheet of paper. Ask the children to choose a picture of someone and glue it on the colored paper. Identify the individual in the picture and what he does or is known for. Pray a one-sentence prayer for each individual that is glued to the paper. Politicians and movie stars can be found in current event magazines and newspapers. "Paul wrote Timothy telling him to pray for people who don't know Jesus yet. Paul also told Timothy that the people in the church should pray for the kings and leaders of their country. God honors humble prayer, and it brings peace to our homes and churches."

Learn the "Leader" Letters: Throughout the book of 1 Timothy, we will be featuring the word "Leader" because Paul's letter to Timothy talks about godly leaders in the church. The following ideas can be used each week during the **Hook** time or anytime during the morning.

1. A set of large letters spelling "LEADER" has been made out of corrugated cardboard for each preschool class. Tack these letters to the wall or use them in various ways: Let six children hold the six letters to spell LEADER as the children sing the Bible Themes Song; let one child hold the letters for the day ("E" and "A" for this second lesson) as he leads the children in saying the Memory Verse or doing any activity throughout the morning. Put a colored GF1 and GF3 picture on the letters of the day that represents the lesson being taught.
2. Bring alphabet letters to class and let children pick out the letters that spell LEADER. Sound out the letter "L" again today by saying "Luh-luh-leader" to teach the children the sound of the letter "L" and the word LEADER. Begin teaching the letter "E" by saying different words with the "ee" sound. Include the word "eager" because God wants "eager elders" to lead His church families.
3. Bring play dough to class and let the children form the letters "L, E," and "A" with it. Younger children can just learn the sound for the letter "E." The "A" is silent. Older children can make all the letters in the word LEADER.
4. Each week as you add another letter to "Leader," teach the children the sign for the letter.

② Two- and three-year-olds can learn their letters by tracing the letters with their finger as they say "L-L-LEADER" and "E-E-Eager Leader" or "E-E-Eager Elder." To repeat the process, have them trace with a different finger.



Book:

Presentation Ideas -

Color the **1TIM02ECGF1**, **1TIM02ECGF2**, **1TIM02ECGF3**, and **1TIM02ECGF4** pictures and glue them onto colored construction paper. Show these pictures as you tell the Bible Adventure. Save them for review in future lessons.

"We Are to Pray for Everyone" Finger Play:

It is good to search God's Word. *(Form goggles with hands)*
In it God's wisdom is heard. *(Cup ear)*
We are to pray for everyone-- *(Fold hands in praying position)*
Kings and leaders--to know God's Son. *(Form crown over head)*

After the Story: After the Bible Adventure, have the children kneel, fold their hands in front or lift their (holy) hands palms up and close their eyes. Say the closing prayer in this position.

Bible Adventure for 2's & 3's-

(Show the review 1TIM01ECGF2 picture.) Paul wrote the letter called 1 Timothy to help Timothy be a good leader of the church in Ephesus. *(Hold up your Bible showing the book of 1 Timothy.)* This letter is like a leadership manual for leaders in the church. A manual is a book that tells you how to run something. Paul wanted Timothy to know how to run the church in Ephesus.

(Show the 1TIM02ECGF1 picture.) Paul told Timothy that God wants His people to get together as a church to worship Him. Men were to use their hands for prayer to God *(hold up folded hands)*, not for fistfights *(hold up fists)*. They were to pray for all the people who didn't know Jesus. They were also to

pray for the kings and leaders of their country so there would be peace in their homes and free worship in the churches. Timothy was to teach the people that faith in Jesus would help them live peaceful, quiet lives in all godliness.

(Show the 1TIM02ECGF2 picture.) God calls men to be the leaders in the church. The men who lead the church are called elders. They love God with all their hearts. Elders are to act like Jesus. They are to love their families and be kind and generous to all people. If a church leader or elder does something wrong, he asks forgiveness from God and makes it right. He holds on to the truth of God's Word and has a good conscience.

(Show the 1TIM02ECGF4 picture.) God wants every man in the church to be a godly leader in his own home. God wants children to learn the godly character of their parents and church leaders. God wants you to obey your parents and respect their leadership in the home. If you sin, God wants you to ask Him to forgive you and to also ask your parents to forgive you. Asking for forgiveness will help you have a good conscience.

Prayer: Dear God, thank You for the peace that comes into our homes and church when Your godly leaders serve us and pray for us. In Jesus' name I pray, amen.

Bible Adventure for 4's, 5's & K-

(Show the review 1TIM01ECGF2 picture.) Paul wrote the letter called 1 Timothy to help Timothy be a good leader of the church in Ephesus. This letter of 1 Timothy is like a leadership manual for elders and leaders in the church. That's why the theme of 1 Timothy is "Leadership Manual." *(Ask the children to form a book with their hands.)*

(Show the review 1TIM01ECGF1 picture.) Paul told Timothy, "Fight the good fight, holding on to faith and a good conscience. Fight the good fight, not with fists or angry words. Teach people how to hold on to God's Word as the only way to know God. Teach people that faith in Jesus helps them live peaceful and quiet lives in all godliness."

(Show the 1TIM02ECGF1 picture.) Paul wrote, "God wants His people to get together as a church to worship Him. When you get together, I want men to use their hands for prayer to God (*hold up folded hands*), not for fistfights (*hold up fists*). I want men to lift up their hands—holy hands—in prayer to God. Pray for people who don't know Jesus yet—kings and leaders of our country—so that we can all live peacefully in our homes and worship freely in our churches.

(Show the 1TIM02ECGF2 picture.) "Men are to be the leaders in the church, just as they are to be leaders in their homes. The men who lead the church are called elders. Elders are men who love God with all their hearts and have been chosen by God to lead the church. Elders and all the other godly leaders in the church are to act like Jesus. They love their families and lead their wives and children in such a way that they respect them and want to obey them.

"Elders and other godly leaders in the church must be people who have learned to use self-control in their lives. They are kind and generous to people, even people they don't know very well. They don't have a habit of quarreling with the people in their families, in their neighborhoods, or in the church. If a church leader does something wrong, he repents and makes it right. He holds on to the truth of God's Word and has a good conscience.

(Show the 1TIM02ECGF3 picture.) "God has chosen some men and women to serve in His church who are called deacons. Deacons have the same godly character qualities as elders, but they are not the primary leaders of the church. Deacons serve in many different ways so that the whole church is orderly and peaceful when people get together for worship." Godly leaders are eager to serve.

(Show the 1TIM02ECGF4 picture.) God wants every man in the church to be a godly leader in his own home. God wants children to learn the godly character qualities of their parents and church leaders. Are you obeying your parents and respecting them as the leaders in your home? Are you using self-control in your family and at church instead of fighting and quarreling and wanting your own way? Do you repent and ask forgiveness when you sin and behave wrongly? Are you eager to learn how to be a servant even at a young age?

Prayer: Dear God, thank You for the peace that comes into our homes and church when Your godly leaders pray and serve. Help us learn to be godly like the leaders who are eager to serve in Your church. In Jesus' name I pray, amen.

Aim Questions

Aim Questions for 2's & 3's:

1. Who wrote the leadership manual for church leaders and sent it to Timothy? (*Paul*)
2. What are the men called who lead the church and love God with all their hearts? (*Elders*)
3. Who wants us to obey our parents and respect them as the leaders in our homes? (*God, Jesus, Paul*)

Aim Questions for 4's & 5's:

1. What letter did Paul write that is a leadership manual for church leaders? (*1 Timothy*)
2. What does Paul want men to do in the church? (*Be godly leaders, pray without fighting or quarreling*)
3. What do the elders in the church do? (*Pray, teach God's Word, lead their own homes in a peaceful way, oversee the church*)
4. What do the deacons do in the church? (*Pray, lead their own homes in a peaceful way, serve*)
5. What should all people in the church do? (*Say the memory verse*)



Look:

- Aim Questions:** Choose one leader or several to hold the **Aim Questions**. When a child is called on to get a question, he goes to that leader who has the question between his hands and opens the "holy hands" to take the question up to the teacher to be read.
- Snack Suggestion:** Choose several "deacons" to serve the other children seated at their tables. Deacons are to make sure everyone at their table gets their snacks. Deacons serve themselves last.
- Snack Idea:** Serve the mini pizzas that were prepared during **Hook** time.
- "Our Hands We Fold" Snack Prayer:**
Our hands we fold;
Our heads we bow.
For food and drink,
We thank Thee now.
- Transition Idea:** Have the children hold their hands in a prayer position as they walk from one area to another.
- Memory Verse Review:** Say the name of a child in the story circle. The two children on each side of that child stand in front with him and everyone says (sings) the Memory Verse together. The three in front are the "leaders" for the Memory Verse.
- Elder or Deacon and Wife:** Invite an elder or deacon to class, along with his wife and children (or bring a picture of them). Brief them ahead of time on what you will be asking them and explain that their answers should be brief and simple. Ask the elder what his main job is in the church (teach God's Word, pray, shepherd the people). Ask his wife what her main job is (love her husband and children, manage the home, teach younger women to do the same). After a brief discussion with the elder and his wife, go to the entry hall and look at the pictures of the elders and their wives on the wall. All of these men have the same job in the church, but some teach the Bible to children, some teach teenagers, and some teach adults.
- "Lift Holy Hands" Activity Page: (1TIM02ECGF1, 1TIM02ECGF6, and 1TIM02ECGF7)** Give each child a copy of the GF1 page. Give children time to color the picture or glue bits of fabric to the men's clothes. Provide two brad paper fasteners with which to attach the GF6 arms that can be "lifted up" to pray. Give each child a GF7 memory verse to glue on the page. Sing the Memory Verse Song as the children work on their pages. Emphasize the fact that the godly men in the church (eager leaders) are eager to pray with pure hearts.

- “Learn to Be a Godly Leader” Activity Page: (1TIM02ECGF4, 1TIM02ECGF7, and 1TIM02ECGF8):** Boys learn how to be godly leaders by watching their own fathers or other fathers in the church. Girls learn how to be godly helpers by watching their mothers or other mothers in the church. As the children are coloring their GF4 pages, talk about what is happening in the picture. Let each child glue on a GF8 boy and girl who are learning from their parents to pray. Glue a GF8 Bible and GF7 memory verse on the page. Sing the second verse of “Read Your Bible; Pray Every Day” (Eager leaders pray every day...).
- “Eager to Obey and Serve” Spinner: (1TIM02ECGF9)** Materials needed: Colored 9” paper plate, paper fastener (brad), GF9 pictures of things children can do to serve at home, a GF9 arrow, and the GF9 “Eager to obey and serve” words for each child, glue sticks, crayons. Have the children color the pictures provided and then cut the pictures apart. Use a pin or tip of a pair of scissors to put small holes in the center of the plate and in the end of the arrow. Glue the pictures on the front of the plate. Give a paper fastener to one child at a time and help her put it in the hole in the arrow and then into the hole in the circle. Let her spread the ends on the back of the plate. Discuss how parents are the leaders in their homes and how it pleases God when children obey their parents and learn to serve.
- “Serving Others” Relay:** Divide the class into two or three teams. Give each team a tray and a like number of blocks. On a signal from the teacher, have one child from each team carefully carry a block (or other small item) on his tray to a container placed in front of his team. He drops the block off the tray into the box and returns to his team to give his tray to the next team member to take a turn. Who can serve (or get rid of) all of their team’s blocks first? Who serves the people in our church with kindness and self-control? (Elders, deacons)
- “Mother, May I?” Game:** Have the children stand on a straight line on the floor facing the teacher. Have the teacher call out a name and tell that person what he can do to move forward to touch the teacher. She might say, “Take two giant steps, one jump, three hops, jump and turn, walk on knees, etc.” The child must say, “Mother, may I?” before moving. If he forgets, he doesn’t get to move. If the class is large, have everyone respond to the remark of one child. They will all finish at the same time, but will be rooting for a correct response each time.

Songs:

- Bible Themes Song** (*tune: “Bible Songs for Preschool Children—2 Corinthians” tape*)
(Chorus)

We like to sing about the Bible themes.
We like to sing about the Bible themes.
We like to sing about the Bible themes.
It helps us understand God’s Wo-ord.

First Thessalonians--commendation and caution
2 Thessalonians—comfort and correction
1 Timothy—leadership manual.
(Repeat chorus)

- 1 Timothy 1:18 Memory Verse Song** (*tune: “Yankee Doodle”*)
(Now let’s) Fight the goo-ood fi-ight, holding on to fai-aith
And a goo-ood co-onscie-ence. First Timothy one, eighteen.

- The B-I-B-L-E**
The B-I-B-L-E,
Yes, that’s the book for me.
I stand alone on the Word of God--
The B-I-B-L-E.

- L-E-A-D-E-R** (*tune: “M-I-C-K-E-Y M-O-U-S-E”*)
Jesus is the Head of the church, and elders lead His flock.
L-E-A-D-E-R—elders lead the church.
Elders are (“Church leaders!”)
Elders are (“Church leaders!”)
And fathers are the leaders of their homes (“through Christ!”).
God gave us this leader plan in the book First Timothy.
L-E-A-D-E-R—elders lead the church (“through Christ!”).

Read Your Bible; Pray Every Day

Have the children start in a squat position and slowly rise to get as tall as their arms will reach.
Read your Bible, pray every day, pray every day, pray every day.
Read your Bible; pray every day, and you'll grow, grow, grow.
And you'll grow, grow, grow; and you'll grow, grow, grow.
Read your Bible; pray every day, and you'll grow, grow, grow.

Second verse: Slowly shrink back down into the squatting position.
If you don't read your Bible and don't ever pray,
Don't ever pray, don't ever pray,
If you don't read your Bible and don't ever pray,
You will shrink, shrink, shrink.
And you'll shrink, shrink, shrink; and you'll shrink, shrink, shrink.
If you don't read your Bible and don't ever pray,
You will shrink, shrink, shrink.

- ④ *Older children can add another verse by lifting "holy" hands as high as they will go.*
Eager leaders pray every day, pray every day, pray every day.
Eager leaders pray every day so they'll grow, grow, grow.

Eager leaders serve every day, serve every day, serve every day.
Eager leaders serve every day so they'll grow, grow, grow.



Took:


- Family Prayer Calendar: (1TIM02ECGF10 and 1TIM02ECGF11)** Send home a Prayer Calendar and seven GF11 Bible pictures with each child and ask him to pray with his family throughout the week for a specific leader in his life. After the child has prayed, he may glue a Bible to the calendar for that day. If there is time, the calendar can be decorated with pictures from magazines or with yarn, sequins, glitter, etc., around the outside. It would be fun to put a USA flag sticker in the Sunday section of the calendar and teach the children that our country has a flag and a president. Have the children write our president's name in this section.
- 1 Timothy Weekly Review Mobile: (1TIM01ECGF10 and 1TIM02ECGF12)** Give each child this week's GF12 letters "E" and "A" that have been copied on cardstock paper and cut out. Hang the letters with yarn from the second and third holes on the bottom of last week's GF10 page. Remind the children that the letter "L" stands for "Leader." The letters "E" and "A" stand for "Eager Leader." Godly leaders are eager to pray and serve God in the church. Sing or play the tape of the Bible Themes to remind the children that the theme of 1 Timothy is "Leadership Manual."
- American Flag Activity:** Show an American flag. Tell the children it represents our country, the United States. The colors and stars and stripes have special meanings. There is one star for each state in our country. The stripes show there were thirteen colonies in the beginning when our country was just getting started. The color red was chosen showing bravery. The white stands for purity, which is doing what is right. The color blue stands for perseverance, which means to keep trying to do the best job. "The leaders of our country try to lead our country the best way they know how. We need to pray for them to seek God's way to lead our country. In today's Bible Adventure, Paul told Timothy to have his church pray for the leaders of their country."
- Preschool Page for Parents: (1TIM02ECPPP)** Send a page home with each child, encouraging parents to reinforce the Bible truths at home. Spend a few minutes before the children go home creatively reviewing the song and Memory Verse.



God wants leaders to pray with pure hearts and hands.



God chooses elders to lead the church families in God's holy ways.



Deacons in the church serve with pure hearts and hands.



God wants men to be godly leaders in their own homes.

Pizza Slices



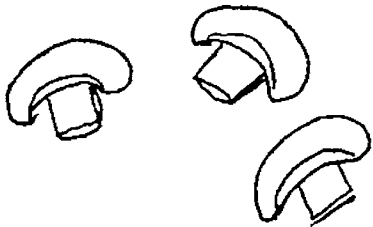
1 piece sliced
french bread




Spread tomato
sauce on bread



Sprinkle grated
mozzarella cheese
on bread.





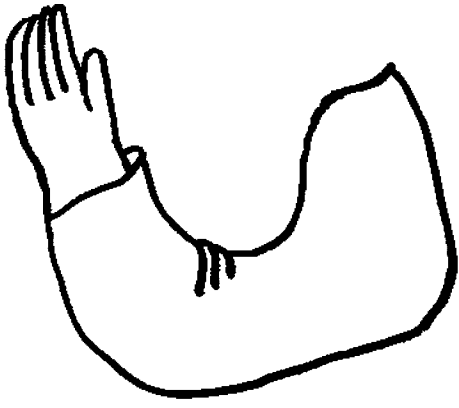
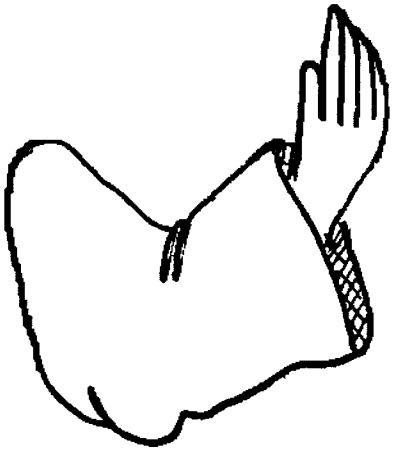


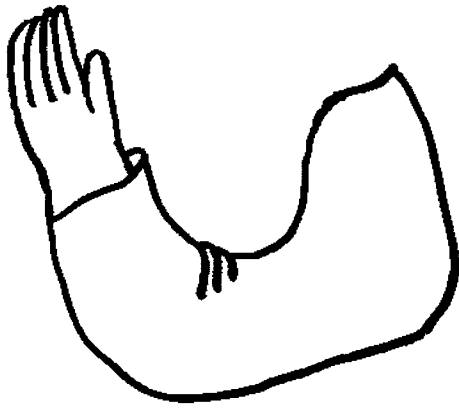

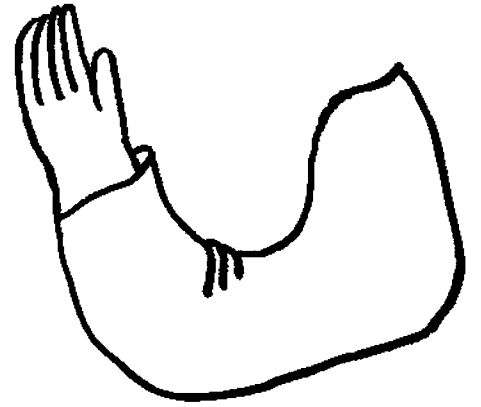


add 3
mushrooms



add 3 ripe
olives



bake 450°
8~10 min.





Fight the good fight,
holding on to faith
and a good conscience.
1 Timothy 1:18-19



Fight the good fight,
holding on to faith
and a good conscience.
1 Timothy 1:18-19



Fight the good fight,
holding on to faith
and a good conscience.
1 Timothy 1:18-19



Fight the good fight,
holding on to faith
and a good conscience.
1 Timothy 1:18-19



Fight the good fight,
holding on to faith
and a good conscience.
1 Timothy 1:18-19



Fight the good fight,
holding on to faith
and a good conscience.
1 Timothy 1:18-19



Fight the good fight,
holding on to faith
and a good conscience.
1 Timothy 1:18-19



Fight the good fight,
holding on to faith
and a good conscience.
1 Timothy 1:18-19



Fight the good fight,
holding on to faith
and a good conscience.
1 Timothy 1:18-19








Fight the good fight,
holding on to faith
and a good conscience.
1 Timothy 1:18-19




Fight the good fight,
holding on to faith
and a good conscience.
1 Timothy 1:18-19






Fight the good fight,
holding on to faith
and a good conscience.
1 Timothy 1:18-19





Eager to Obey and Serve

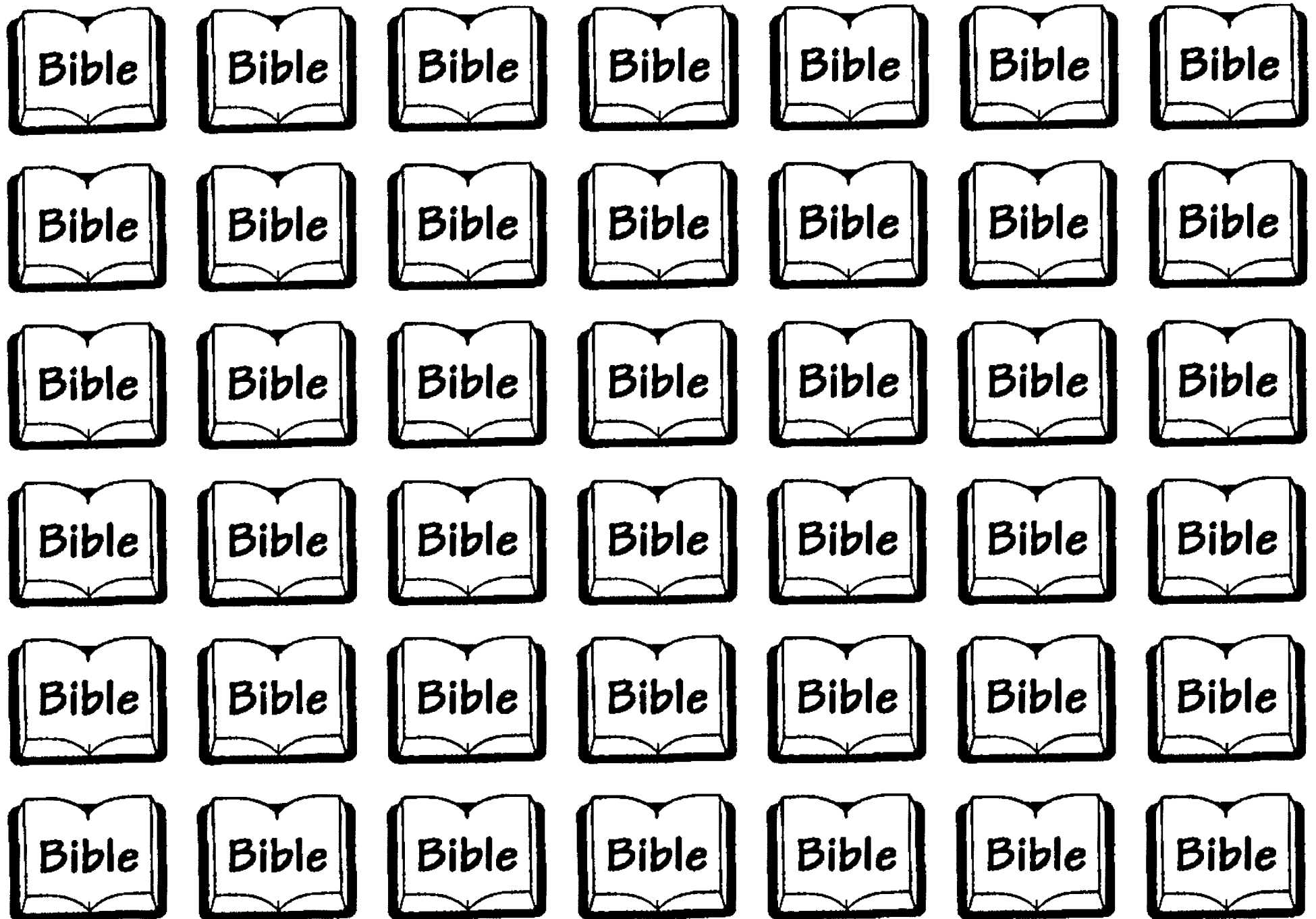


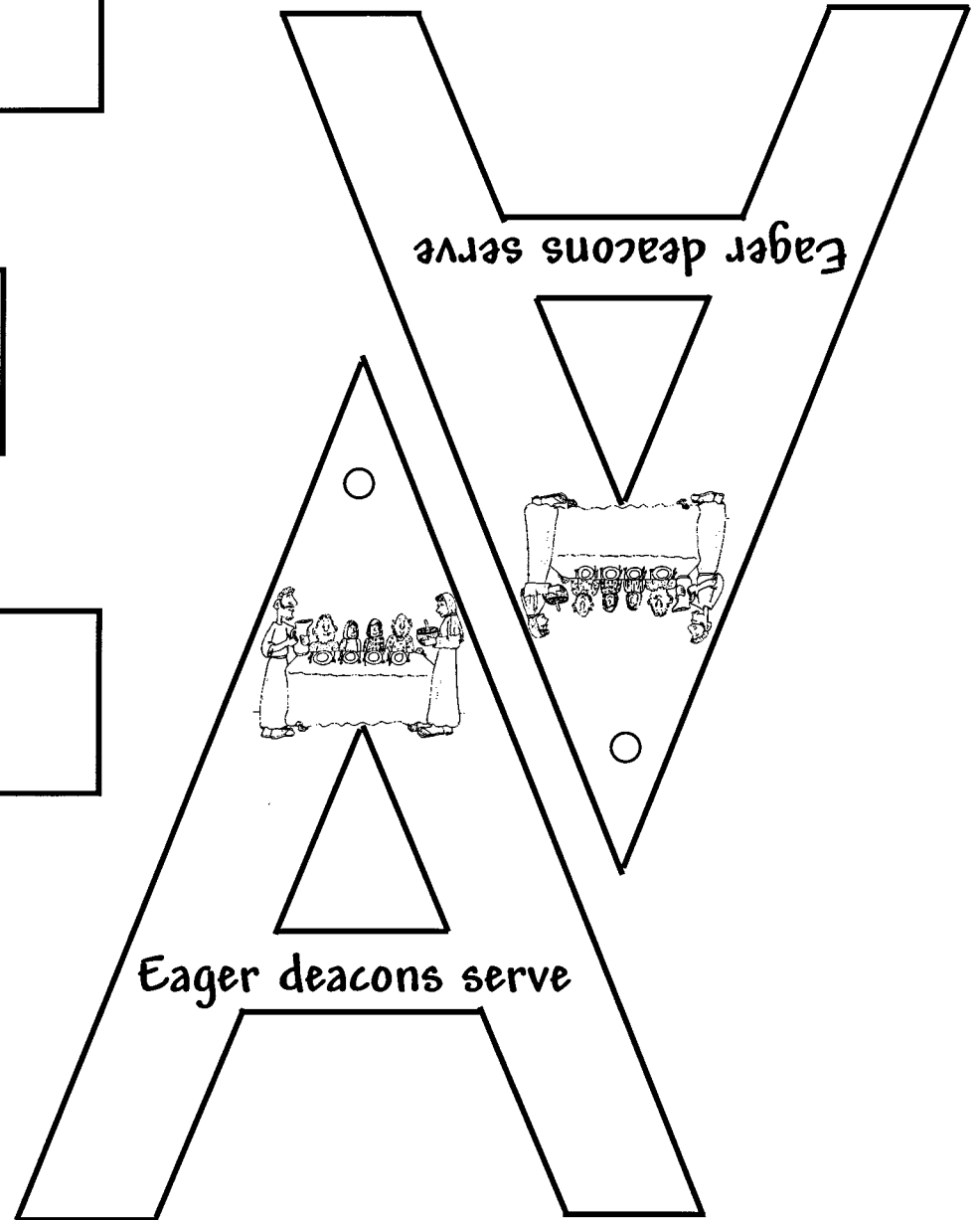
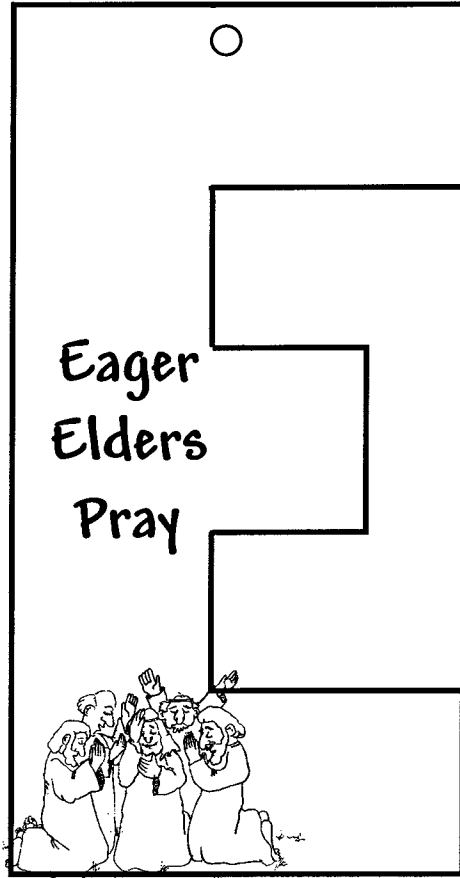
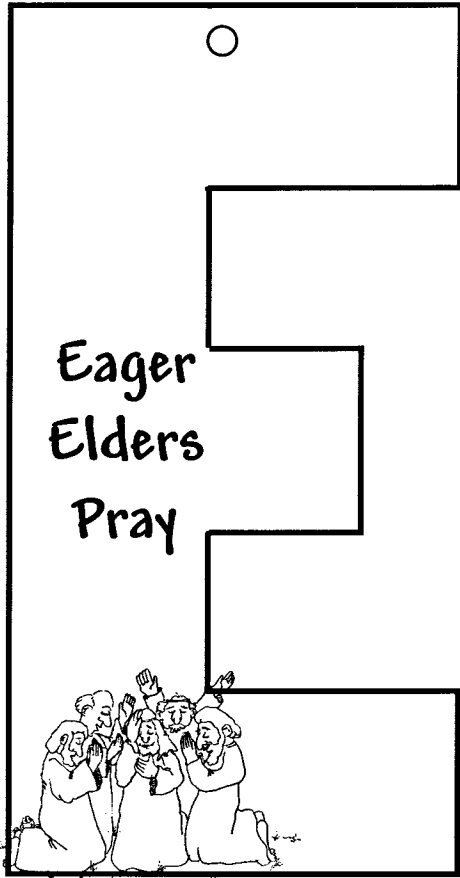
Prayer Calendar

| Sunday | Monday | Tuesday | Wednesday | Thursday | Friday | Saturday |
|--|-------------------------------------|---------------------------------|------------------------------------|---|-------------------------------------|------------------------|
| Pray for the president of our country-- the United States (USA). | Pray for the governor of our state. | Pray for the mayor of our city. | Pray for the elders of our church. | Pray for the teaching pastor of our church. | Pray for your Bible School teacher. | Pray for your parents. |

Fight the good fight, holding on to faith and a good conscience.

1 Timothy 1:18-19






Preschool Page for Parents

Extended Bible School Training in the Home

December 1, 2002

1 Timothy Chapters 2 and 3



This is what I learned today!

Today we learned that the leaders in a church are men called elders. They love God with all their hearts and have been chosen by God to lead the church. They are to act like Jesus. Elders love their families and lead their wives and children in such a way that they respect them and want to obey them. Elders and other godly leaders in the church must be people who have learned to use self-control in every area of their lives. They are kind and generous to everyone. They pray for people who don't know Jesus. They pray for the leaders of our country so that we can all live peacefully in our homes. God wants every man in the church to be a godly leader in his own home. We should obey and respect our parents as leaders in our homes.

Today's Memory Verse

Fight the good fight, holding on to
faith and a good conscience.

1 Timothy 1:18-19

Godly leaders pray.



Parents teach their children by example. Teach your child to pray throughout the day, not just at mealtimes or bedtime. When he gets up in the morning, pray spontaneously, "Thank You, Lord, for a beautiful, cloudy (rainy, snowy, happy) day." Pray during happy, sad, disobedient, and work moments.

Pray for the leaders of our country and church by name. Show your child a picture in the paper of our president and pray for him to use God's wisdom and ways as he leads. Do the same for other national and local leaders. Cut out their pictures and make a prayer calendar to remind the whole family to pray.

Godly Leaders Pray Every Day
(tune: "Read Your Bible, Pray Every Day")

Godly leaders pray every day,
Pray every day, pray every day.
Godly leaders pray every day
So they'll grow, grow, grow.

* For tunes to songs, ask about the preschool tape.



Paul told Timothy that
godly men pray
with pure hearts.

