

Materials I Need:

Legend:



= Option 1, Appropriate for 1st – 2nd Grade





= Option 2, Appropriate for 3rd – 6th Grade

Memory Work:

“I want men everywhere to lift up holy hands in prayer, without anger or disputing.” 1 Timothy 2:8 (NIV)



Hook:



The Loud and the Humble (Role-play).   Have two women dress up and play the parts of a “loud” woman and a “humble” woman. This is to illustrate Paul's direction in 1 Timothy 2:9-10. The humble woman can be quiet and submissive doing acts of service for the Lord, while the loud woman will be drawing all of the attention to herself instead of to the Lord. Costume material ideas include:

1. The loud woman: big hair, pearls, flashy outfit, excessive make-up, lottery tickets, National Enquirer, big purse
2. The humble woman: plain outfit, Bible, tasteful hairstyle, something to do acts of service with, bandages, apple pie, gifts in basket.





Prayer (Discussion).   Ask the students the questions below about prayer. Write their answers on the board.

1. What is prayer?
2. Why do people pray?
3. For whom are we supposed to pray?
4. When should we pray?
5. How do we pray?


Discuss the following points with the students:


- Prayer is simply talking to God. It is a time to praise God for who He is. He is God, Creator of heaven and earth, He knows all things, and He is love.
- Prayer is also a time to confess or admit any known sin in our lives, admit what we did wrong, and ask Him to forgive us.
- We should also thank God for everything—our family, home, food, shelter, clothing, church, and school.
- Ask Him for help in any area of our life or someone else's life. The Bible tells us to ask for everything that we need (Ephesians 6:18).
- We are to pray for believers and non-believers, family members, church leaders, government leaders, and any person God places on our heart.
- We can pray any time and anywhere. God tells us several times in the Bible to pray without ceasing. It is good to pray with our heads bowed, eyes closed, and hands together because then we're not distracted from talking to God. If we keep our eyes open, we see everything going on around us and sometimes lose track of what we're doing. Keeping our hands together keeps us from playing. When we bow our heads and kneel, we are showing humility and a reverence for God.


-  **Two-Way Conversation (Object Lesson)** 🎧, 🦋 Bring in a telephone to be used as a tool for discussion. Ask the students:
1. What is this used for? *To talk to people.*
 2. Is that all we do is talk? *No, we should listen also. That's right! The telephone has two parts: the receiver (to listen), and the speaker (to talk into).*
 3. Would you like it if someone on the phone did this? (Talk rapidly into the phone) *NO!*
 4. Why not? *Because each person needs to have a turn to talk and listen.*
 5. Well, if you don't like it, do you think God does? *No. Sometimes we treat God that way. When we pray, a lot of us do all the talking. We thank Him and tell Him all our problems and then ask Him for a bunch of stuff. Then we go off and never give Him a turn to talk to us.*
 6. How does God talk to us? *Through His Word (the Bible), sometimes through other people (parents or teachers) speaking to us about His Word, and often He speaks quietly to our hearts as He helps us to remember His Word.*
 7. How many of you have done something you know was probably wrong but did it anyway? *If you had the thought, "I shouldn't do this because I could get in trouble," well, that's God talking to you through His Word.*
 8. What should we do to hear what God wants to tell us? *In order to hear Him, we must listen. It's important to spend time talking and listening to God. We must then obey by doing what we hear.*

-  **Holy Hands (Activity)** 🎧, 🦋 You will need:
round colored stickers
- Ask the students what sin is. Help them understand that it is violating God's standard and God hates sin. In fact, sin separates us from God. After discussion, have the students name some specific sins. Try to focus on areas of sin that would pertain to their lives but include some of the "big" sins as well. Be prepared with a list that targets heart issues. Write each sin on an individual sticker and place one sticker on each student's hand. Tell the students that the sticker represents sin. Notice that any "little" sin counts just as much as a "big" sin. After a sufficient number of sins are listed, ask the students:
1. What would God think of your hands?
 2. Are these holy hands?
 3. How can you make your hands holy?

Guide them in understanding that it is only by repentance that one may have "holy hands." Discuss God's love for us and provision in Christ, then remove the stickers and discuss how God wants us to lift up holy hands in prayer. *This activity can also be used as a LOOK activity.*

-  **Role-Playing Elders (Role-Play)** 🎧, 🦋 Have two people act as if they are "applying" to be part of an elder board at a local church. A third person could interview the two potential elders by asking them what they think about each qualification. One of the prospective elders should be an elder who has all of the right answers concerning the qualifications of an elder. The other should demonstrate the opposite of each qualification. After the interview, ask the students which person would meet God's standard for an elder. *This activity can also be used as a LOOK activity.*

-  **This Is a Manual (Object Lesson)** 🎧, 🦋 Bring a small appliance or electronic device to class along with its manual. Tell the students that 1 Timothy was written to be a manual of instruction on how a church should be operated. Look at the appliance with the students. Explore the manual with the class to find useful information about its operation. If it is a cooking appliance, it would be fun to bring ingredients so the appliance could be used to make something for the class to enjoy.

-  **People Watching (Object Lesson)** 🎧, 🦋 Bring pictures of several different people to show the class. Show as much variation as possible: different ages, ethnicity, and styles of dress. Be sure to include styles with a counter-culture look. Ask the following questions:
1. Which of these people can God save?
 2. Which of these people does God want to save?
 3. Should Christians pray for people like these?

Tell the students that today they will see how Paul responds to a problem within the Ephesian church. The false teachers had been telling the people that God was only interested in saving Jews, and that there was no use in praying for anyone else. This was a serious matter to Paul since God had called him to preach the Gospel, especially to Gentiles.



Who Is Blameless? (Role-Play). 🦋, 🦋 Tell the students that the original word for blameless is a word that meant a criminal could “not be held.” There was no crime for which he could reasonably be accused. Role-play a situation with the class that would illustrate the difference between being guilty and being blameless.

- Before class, put out a plate of cookies with a sign that says “Do Not Eat” or write the memory verse on the board with the message, “Do Not Erase.”
- After class begins, send 12 students (or about half the students if you have less than 24) out of the classroom with the teacher, who will later be the judge.
- Back in the classroom, have another teacher eat a cookie or erase the board.
- Then, have the teacher and students in the hall come back into the room.
- Seat the students from the hallway in a separate section of the room.
- Have the teacher from the hallway accuse one of the students (choose one that will not become upset) of eating the cookie or erasing the board. When the “accused” denies committing the “crime,” set up a “kangaroo court” to determine his guilt or innocence. The teacher may need to insist that students wait until the proper time if they are already trying to tell what happened.
- Have the students who were out in the hall become the jury. The teacher who was in the hall may become the judge. Students who were in the room can be called as witnesses to testify about what they saw. The judge may question witnesses himself, or other teachers may play the roles of defense attorney and prosecutor. After witnesses are questioned, the jury will deliberate and find that the accused student was not guilty.

Discuss with the students what it meant for the accused student to be blameless. It was obvious to everyone in the room that he was not guilty. He could be sure that when people discovered the truth, there would be no question about his innocence! We need to know what it means to be blameless because that is what Paul wants leaders in the church to be. Ask them who else should be blameless?



Blameless Blanket (Activity/Discussion). 🦋, 🦋 Put a blanket over a table in a corner of the room. Make sure that the blanket touches the ground making it impossible to see under the table. Put a sign on the blanket such as, “Do not look under blanket.” When the kids enter the class, give them a moment to walk around. Observe what the kids do with the blanket. Use the outcome during the Bible Adventure to explain what it means to be above reproach or blameless. If the kids looked under the blanket, explain that they were not supposed to do. They are no longer blameless or above reproach. If the children did not look under the blanket, praise them and let them know that they are blameless of looking under the blanket.



A Person Who Pleases God (Activity/Discussion). 🦋, 🦋 Trace a girl student and a boy student onto butcher paper and use sticky tak to hang the outlines on the wall. Within the borders of your outline, write in some of the qualities that Paul describes, discussing them with the students and giving simple definitions. You might start with “holy” and share the Gospel. Only through a saving relationship with Jesus Christ can we be made holy. It is out of the abundance of our hearts that we act and speak. In order to have the other qualities in our lives, we must first be made holy.

Option:

1. Copy **1TIM02.GF1 Pg.1** and cut page in half to separate the man and woman.
2. Hang these on the wall next to the girl and boy outlines.
3. Cut apart and distribute the qualifications of men and women to the students, **1TIM02.GF1 Pgs. 2 & 3.**
4. Discuss that, in addition to these heart attitudes that Paul describes, he also talks about the roles that men and women have in the church and in the family.
5. Have the students come up one at a time to tape their role card by the man or woman.
6. Read each Scripture reference and discuss the role.



Book:

Presentation Ideas –



Who’s in Charge of the Church? (Visual Aid). 🦋, 🦋 **1TIM02.GF2.**

Men Lift Up Holy Hands in Prayer (Illustration/Coloring Page). 🎨, 🦋 1 Timothy 2:8, 1TIM02.GF3.

Extravagantly Dressed Women (Illustration/Coloring Page). 🎨, 🦋 1 Timothy 2:9, 1TIM02.GF4.

Women Quietly Receive Instruction (Illustration/Coloring Page). 🎨, 🦋 1 Timothy 2:11, 1TIM02.GF5.

Timothy Teaches the Congregation (Illustration/Coloring Page). 🎨, 🦋 1TIM02.GF6.

Bible Adventure for 1st – 6th Grades –

Do you know what a manual is? It is a book of instructions on how to run something. We have manuals for our computers, cars, stereos, and a multitude of other items we have around the house. Without manuals, we would not know how to run and properly maintain our belongings. Paul wrote 1 Timothy as a book of instruction or manual for his young disciple, Timothy, to use in the church at Ephesus. False teachers had gotten these people off track, and Paul asked Timothy to help restore them to a healthy, God-centered church that functioned properly. In chapter 1, we heard Paul urge Timothy to “fight the good fight” and stand firm for the truth, even though Timothy was younger than the false teachers were. As we move on to chapter 2, we will hear Paul give clear instructions on who should be a church leader and what a leader should be doing.

First, Paul instructed Timothy on how the church should be praying for people who are not Christians. Apparently, the false teachers had told everybody that God was not interested in saving Gentiles so they should only pray for those who are Jewish. Paul made it clear that they were completely wrong, that the church should pray for all people, both Jews and Gentiles. Paul said, “This is good, and pleases God our Savior, who wants all men to be saved and come to a knowledge of the truth” (1 Timothy 2:3-4). Paul knew this was true because years before, God spoke to him and gave him the job of spreading the Good News of Jesus Christ to the Gentiles who had never heard before.

Next, Paul gave instructions on who should do the praying when the people gathered together for worship. Paul taught that the men should be the ones to pray out loud because they were to be the leaders in the church. Before they prayed, they were to make sure that they were not sinning by being angry and causing people to fight. The women were to come to church without drawing attention to themselves with extravagant clothes and fancy hairdos. Rather, they were to be known by their good deeds and the kind way they treated others. Men are to be the leaders in the church. Women are not to teach or have authority over men. Paul emphasized that women were to be submissive and quietly listen to what was being said from the Word of God.

In chapter 3, Paul taught what leaders were to be like. First, He gave Timothy some clear guidelines so he could consider the men in the church at Ephesus and tell who was qualified to lead and who was not. Men who are in charge of the entire church are called elders. Not just anybody who wants to lead can be an elder. First of all, an elder must have a strong family. He must love his wife with all of his heart. If he has children, they must be obedient and respectful. If a man cannot lead his family, he definitely should not try to lead an entire church!

Secondly, when an elder is around other people, he is to be kind and generous—even to complete strangers. Showing love to others will prove his strong love for Christ. Also, he is to teach the truth and protect the church from false teachers who spread lies about God and His Word.

Thirdly, even when an elder is all by himself, he is to be wise, humble, and self-controlled. He must not lose his temper easily, drink a lot of alcohol, or worry about getting rich. Rather, he is to be a gentle and peaceful man who knows the Word of God well and obeys it in his daily life. Also, he is to be a person who has been a Christian for a while so he has had some time to grow up in his faith and become more like Christ. In all these areas, whether the elder is with his family, other people, or all by himself; he is to be above reproach. This means that he is to be blameless so no one can accuse him of having sin in his life. It does not mean that he is always perfect; but if he has done something wrong, he will do what it takes to make it right.

Another group of leaders that Paul discussed are called deacons. The word “deacon” simply means servant. Unlike elders, deacons can include women because their role is to serve. Therefore, a deacon is a person who serves people in specific ways so the elders can concentrate on their job of looking after the church. He or she is to live a godly life and show faithfulness in meeting the needs of others in the body of Christ. Like elders, deacons are to live a life that is above reproach.



As we read 1 Timothy and see what elders and deacons are to be like, it is important to realize that all Christians are to follow the example of their leaders. We, also, are called to be wise, kind, self-controlled, humble, gentle, and peaceful. We need to be blameless and above reproach whether we are with our families, other people, or all by ourselves. Ask yourself if there is any area in your life where someone could see that you are holding on to sin. Perhaps you are not peaceful and get into lots of fights and arguments. Whatever the case, you can make things right by confessing your sin and, if necessary, asking forgiveness from others. Don't wait until tomorrow to do this...become blameless today!



Aim Questions



1. **Why did Paul instruct Timothy on who to pray for when the church gathered for prayer?** *(Because the false teachers taught that only Jews would be saved.)*
2. **What is God's desire for all men?** *(That all men would be saved.)*
3. **What is the proper role for women when the church gathers?** *(Women are to listen quietly and submissively. They are not to teach or exercise authority over men.)*
4. **What are the leaders of the church called?** *(Elders.)*
5. **What are some of the qualifications of an elder?** *(See 1 Timothy 3:1-7)*
6. **What does it mean to be above reproach?** *(It means that a person is blameless.)*
7. **What is a deacon, and what does he or she do?** *(A deacon is a servant who helps free up the elders.)*
8. **Which elder quality can you apply to your life?**






Look:

Deacon or Elder (Worksheet).   Have the students review the roles of deacons and elders by completing 1TIM02.GF7.

Her Humble Role (Worksheet).   Have the students review the character qualities of a godly woman by completing 1TIM02.GF8.

A Noble Task (Worksheet).   Have the students review the qualifications to be an elder by completing 1TIM02.GF9.

What God Wants (Worksheet).  Review today's lesson with the students using 1TIM02.GF10. Have the students select those qualities that God desires from His children.

Clean Hands, Clean Heart (Object Lesson/Discussion).   You will need:
wash basin
hand soap
towel

1. Wash your hands in the basin and allow a few students to wash theirs too.
2. Explain: In 1 Timothy 2:8 the word “holy” means “unpolluted or unstained.” Hands are involved in all the things we do in our everyday lives. The people in the church of Ephesus understood clean hands as a symbol for clean living.
3. Read Psalm 24:3, 4 and Exodus 40:30-32.
4. Discuss the following: Pilate was the Roman governor in Jesus' time. Jesus had been brought to him for judgment by people who were hoping for a death sentence. Pilate found no reason to put Jesus to death, but the people were out of control. Matthew 27:24 says that “When Pilate saw that he was getting nowhere, but that instead an uproar was starting, he took water and washed his hands in front of the crowd. ‘I am innocent of this man's blood,’ he said. “It is your

responsibility!" Pilate washed his hands to show that he was not guilty for what the crowd might do to Jesus. In 1 Timothy 2:8, Paul tells Timothy, "I want men everywhere to lift up holy hands in prayer, without anger or disputing." What did Paul mean?

Anatomy of a Godly Man/Anatomy of a Godly Woman (Worksheet). 🦋, 🦋 Have the boys fill out the Anatomy of a Godly Man, **1TIM02.GF11 Pg. 1**, 1 Timothy 1:8 and 3:1-10. Have the girls fill out the Anatomy of a Godly Woman, **1TIM02.GF11 Pg. 3**, 1 Timothy 1:9-15 and 2:8-11. *Answer Keys: 1TIM02.GF11 Pgs. 2 & 4.*

Elder Q & A (Discussion). 🦋, 🦋 Ask one of FBC's elders to share about his role and responsibility in our church. You may also want to ask his family to take part as well. One of the teachers should lead this, directing the focus on the qualifications for an elder in the church.

Capture the Flag Football (Game) 🦋, 🦋 For this game, you will need:

- an equal number of red and black cloth strips to use as flags (crepe paper strips could be used if this game were to be played just once.)
- double-stick tape to fasten the flags to each team member
- 1 black marker to write on the red cloth
- 1 white gel pen to write on the black cloth
- 2 jump ropes or 4 orange cones to mark off home base areas
- 2 soft foam or Nerf footballs
- paper bag

1. Have a red team and a black team.
2. Write different types of age appropriate sins on each of the red and black strips. Label one red and one black strip "Godly Leader" (representing the godly leader who is above reproach, which means without a handle or in this case without a sin flag).
3. Put equal number of red and black strips into the paper bag according to number of players. Mix well and allow each student to draw a strip out of the bag. This will divide teams and be a fair way to choose a godly leader.
4. Each team member, except the leader, should fasten one or two strips onto their clothes. These strips are the flags that the godly leaders will try to remove.
5. Make a home base for each team with cones or jump ropes.
6. The object of the game is for each team to run down to the opposing teams home base, capture their football and bring it back to their own team's home base without losing their flag. They can pass the ball, as in football, to another team member if that member still has a flag.
7. The role of the godly leader is to remove the flags of sin from the opposing team members. Once a flag has been removed, the player must go to the sidelines and sit out.
8. A point is scored when the team brings the opposing team's football back to its home base.

Lift Up Holy Hands (Memory Verse Activity). 🦋, 🦋 You will need:
1TIM02.GF12 Pgs. 1-4
16 craft sticks

Preparation:

1. Cut out the hands and glue a craft stick to the back of each hand so that it extends down from the bottom.
2. Call 16 students to the front of the class. Give one hand to each student. (If you have fewer than 16 students, give two (consecutive) hands to as many students as necessary (one for each hand to hold).
3. Have the students arrange themselves in order of the memory verse. Repeat the verse several times.
4. Have each student lift up his or her hand as the word on the hand is spoken. It will look like a slow version of the wave. Let all of the students have a chance to try this.
5. Mix up the students with the hands. When the verse is recited, students have to lift up their hand at the proper time.

This is not so easy when the words are out of order. Make it a competition. When a student misses his or her cue, he or she will be replaced. After all the students have had a chance, have the students who are eliminated give their hand to a student who already has one. See who can manage two of them!

- Aim Questions (Worksheet).** 🎒 Have the students answer the Aim Questions about today's Bible Adventure, **1TIM02.GF13**.
 - Passage Review Questions (Worksheet).** 🎒, 🦋 This booklet contains many questions from the Scripture passage covered in today's lesson. Students may work on them in class and complete them during the week at home, **1TIM02.GF14 Pgs. 1 & 2**.
 - 1 Timothy 2:8 (Memory Verse Song).** 🎒 Words and music for today's memory verse are available upon request from Children's Ministry.
-



Took:

- Prayer List (Worksheet).** 🎒, 🦋 Have the students complete this worksheet on prayer, **1TIM02.GF15 Pg. 1**. *Answer Key: 1TIM02.GF15 Pg. 2.*
Please Note: Don't assume all the students are saved. This would be a great opportunity to explain that because our sin separates us from God, the only prayer that God hears from an unbeliever is a prayer of repentance asking for forgiveness. Ask the students who aren't sure they know Christ to talk to a teacher because, in this case, the teachers will want to pray for them! Be prepared to share the Gospel clearly with any student who comes, and offer him or her the opportunity to receive Jesus as Lord and Savior.
- Follow the Leader (Worksheet).** 🎒, 🦋 Have the students match these standards with the character traits that students should have if we are to "follow" our leaders.
 Boys: **1TIM02.GF16 Pg. 1**. *Answer Key: 1TIM02.GF16 Pg. 2.*
 Girls: **1TIM02.GF16 Pg. 3**. *Answer Key: 1TIM02.GF16 Pg. 4.*
- Be Blameless! (Craft).** 🎒, 🦋 Each student will need:
1TIM02.GF17 copied onto white paper and pre-folded into a card
 coloring crayons
 tiny silk flowers to glue in place over printed flowers, optional
 Explain to the students that being blameless doesn't mean you are always perfect, but it means that if you have done something wrong, you will confess it to God and make it right with anyone you have hurt. Ask the students if they have done anything for which they should apologize. First, they need to confess their sin to the Lord. Then, they may need to ask for someone's forgiveness. Have the students make this card and give it to someone they have wronged. If they want to remain blameless, they might have to do this kind of thing often!
- Pray for the Lost (Prayer Activity).** 🎒, 🦋 Pray with the class for one of our missionaries. Try to get information about the missionary and details about his or her evangelistic efforts. Pray especially for the unsaved people for whom the missionary has requested prayer. Don't forget to also pray for the evangelistic efforts in our immediate community such as the Union Gospel Mission or Anna Ogden Hall.
- Family Prayer Journal (Journal).** 🎒, 🦋 Duplex-copy **1TIM02.GF18 Pgs. 1 & 2** for each student. In view of 1 Timothy 2:1-8, we wanted to encourage each student to begin praying for those in authority over them and for godly character qualities that we find as qualifications for elders to develop in their own lives. This prayer journal is designed for the parent to come alongside their child and model a life marked by prayer. During each of the six days listed, have the parent and student pray for a person in authority or a character quality.
- Who Do We Pray For? (Worksheet).** 🎒, 🦋 Read through the introduction to the worksheet with the students before they begin working on it. Guide the conversation so that the students will understand that God desires all people to be saved. Use this as an opportunity to ask the students where they stand before the Lord, **1TIM02.GF19**.



Handprint (Craft). 🦋, 🦋 Each student will need:

lump of craft dough, clay, or modeling compound such as Model Magic (amount will depend on the age of the children because of hand size)
memory verse label from **1TIM02.GF20** copied onto cardstock
two toothpicks
glue

Have the students follow the instructions below to complete their crafts:


1. Glue one toothpick to each end of the memory verse label, with the point extending downward.
2. You may play with the clay while the glue begins to dry.
3. Roll the clay into a ball.
4. Gently flatten the ball until it is about one inch thick.
5. Press one hand into the clay. Use your other hand to push your fingertips down for a good impression.
6. When the glue is dry, stick the toothpicks into the clay so the memory verse is at the top of the hand.



1 Timothy Pop-Up Book Incentive (Craft). 🦋, 🦋 Every week, for five weeks, the student will make a pop-up page for each lesson in 1 Timothy. The pop-up page will remind the student of the lesson's theme. On the final lesson, the student will receive a 1 Timothy book cover to add all of the pages they have made. They may then take their book home. Make sure to have each of the students' names on the pages so they can be sorted. Envelopes will be provided to store each student's pages for five weeks.

Week 2: The Hand Pop-Up Page (Craft). 🦋, 🦋 Each student will need:

1TIM02.GF21 Pgs. 1 & 2 duplex-copied onto heavy cardstock
1TIM02.GF21 Pg. 3 copied onto cardstock
scissors
glue



Men's Qualifications

Love his
wife.

Ephesians 5:25

Manage his
family.

1 Timothy 3:4, 5

Teach in the
church.

1 Timothy 3:2

Women's Qualifications

Dress modestly
with good
deeds.

1 Timothy 2:9, 10

Be a learner in
the church, not
teaching or having
authority over men.

1 Timothy 2:11, 12

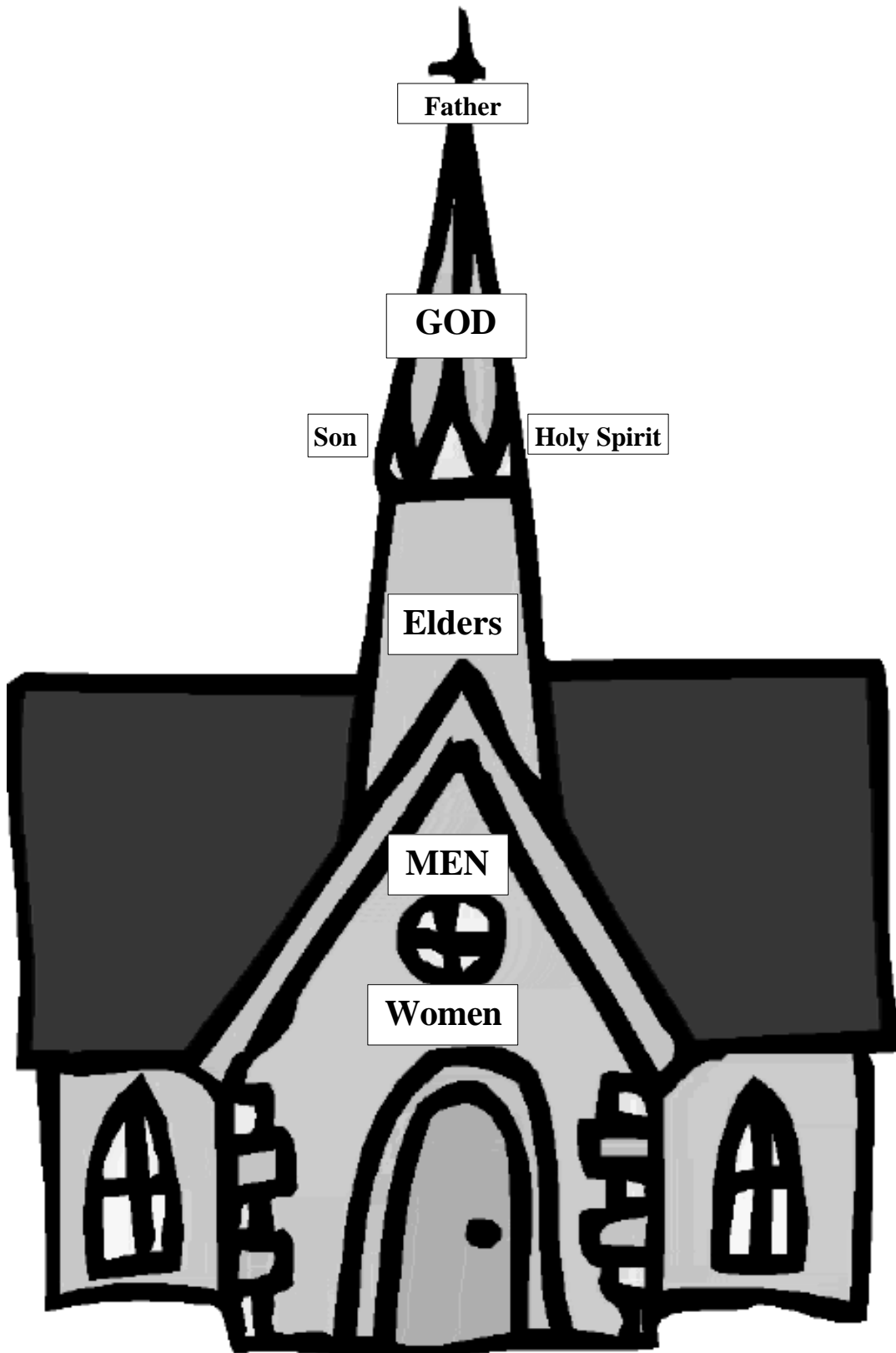
Respect her
husband.

Ephesians 5:33

Submit to her
husband.

Ephesians 5:22

Who's in Charge of the Church?



Men Lift Up Holy Hands in Prayer



Extravagantly Dressed Women



Women Quietly Receive Instruction




Timothy Teaches the Congregation






Deacon or Elder

Follow the directions below to complete this puzzle. You will get a better understanding of the differences and similarities between deacons and elders.



Elder

above reproach
temperate
self-Controlled
respectable
hospitable
gentle
peaceable
not greedy
doesn't get drunk
manages family well
able to teach
not quarrelsome
not a lover of money
not a recent convert
good reputation
worthy of respect
sincere
believes right doctrine
need to be tested



Deacon

1. Draw a line from each statement to each person to whom it applies.
2. Highlight in red the qualifications that deacons and elders share.
3. Why do you think there are different qualifications between these two types of roles?



Her Humble Role

Draw a line from the woman to the character quality that she must possess as a godly woman. In the blank space provided below a wrong statement, re-write the statement so that it is a true character quality of a godly woman. Under the correct character quality, write the Scripture reference from today's passage.

Dress Modestly

*Learn in
Quietness*

*Wear Flashy
clothes*

*Do not be
submissive*


*Do not teach
men*



*Do good deeds
for the lord*

*Be submissive
and quiet*

*Teach & hold
authority over
men*



A Noble Task

Draw a line from the elder to the qualifications that he must possess in order to be an elder. In the blank space provided below a wrong statement, re-write the statement so that it is a true qualification of an elder. Under the correct qualifications, write the Scripture reference from today's passage.

*Bad Reputation
with Outsiders*

*Not Able To
Teach the Bible*


*Respectable &
Hospitable*

Above Reproach

*Drinks Alcohol
Often*

*Temperate &
Self-Controlled*

*Must Love
Money*



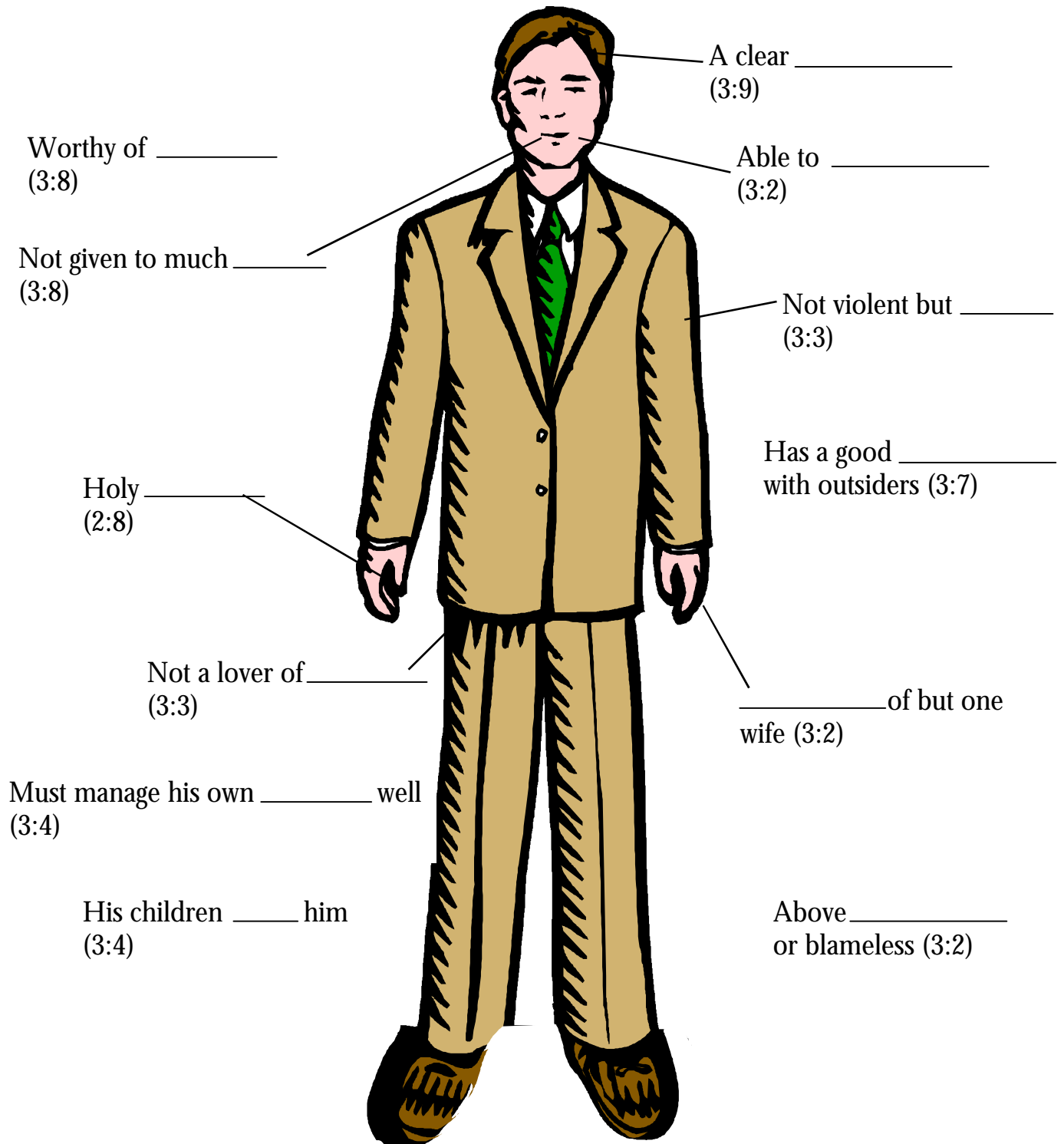
*Husband of One
Wife*

What God Wants

Below are four pairs of pictures. One of them shows something from the lesson today that God desires from His children. The other picture in the pair is opposite of what God wants. Circle the pictures that show what God wants a believer to be. Put an X through the picture that does not show what God commands a believer to be.

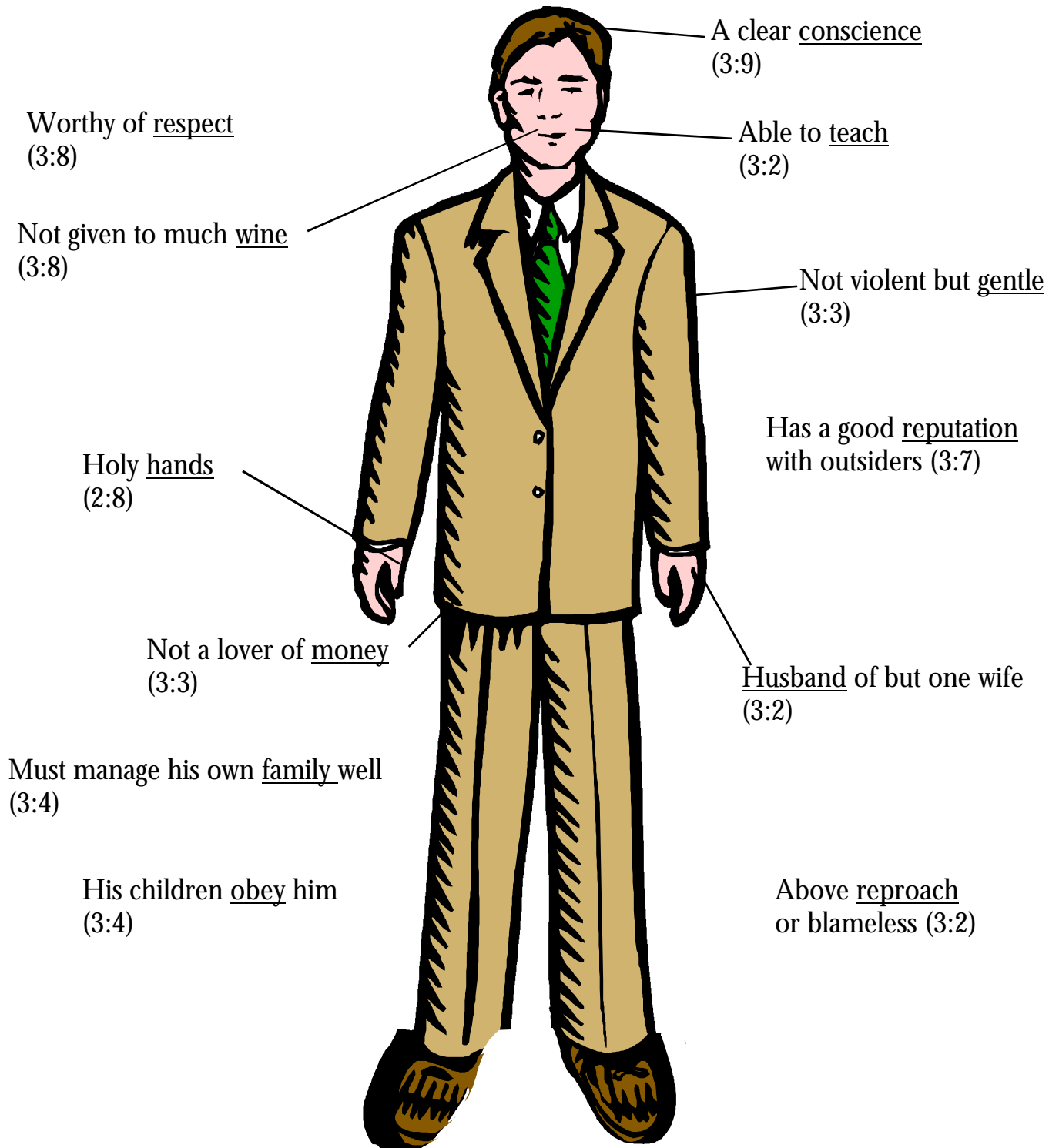


ANATOMY OF A GODLY MAN

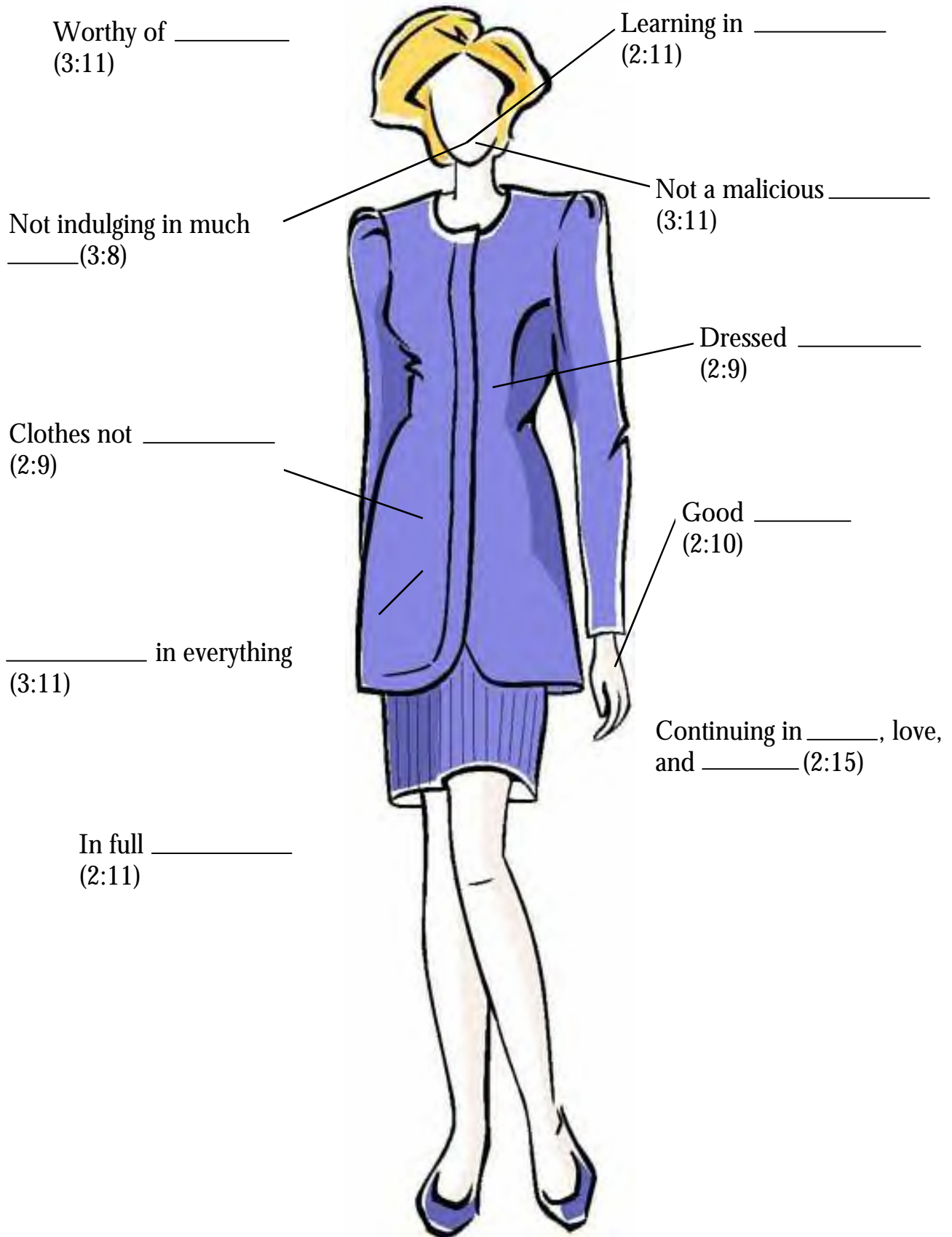


ANATOMY OF A GODLY MAN

ANSWER KEY

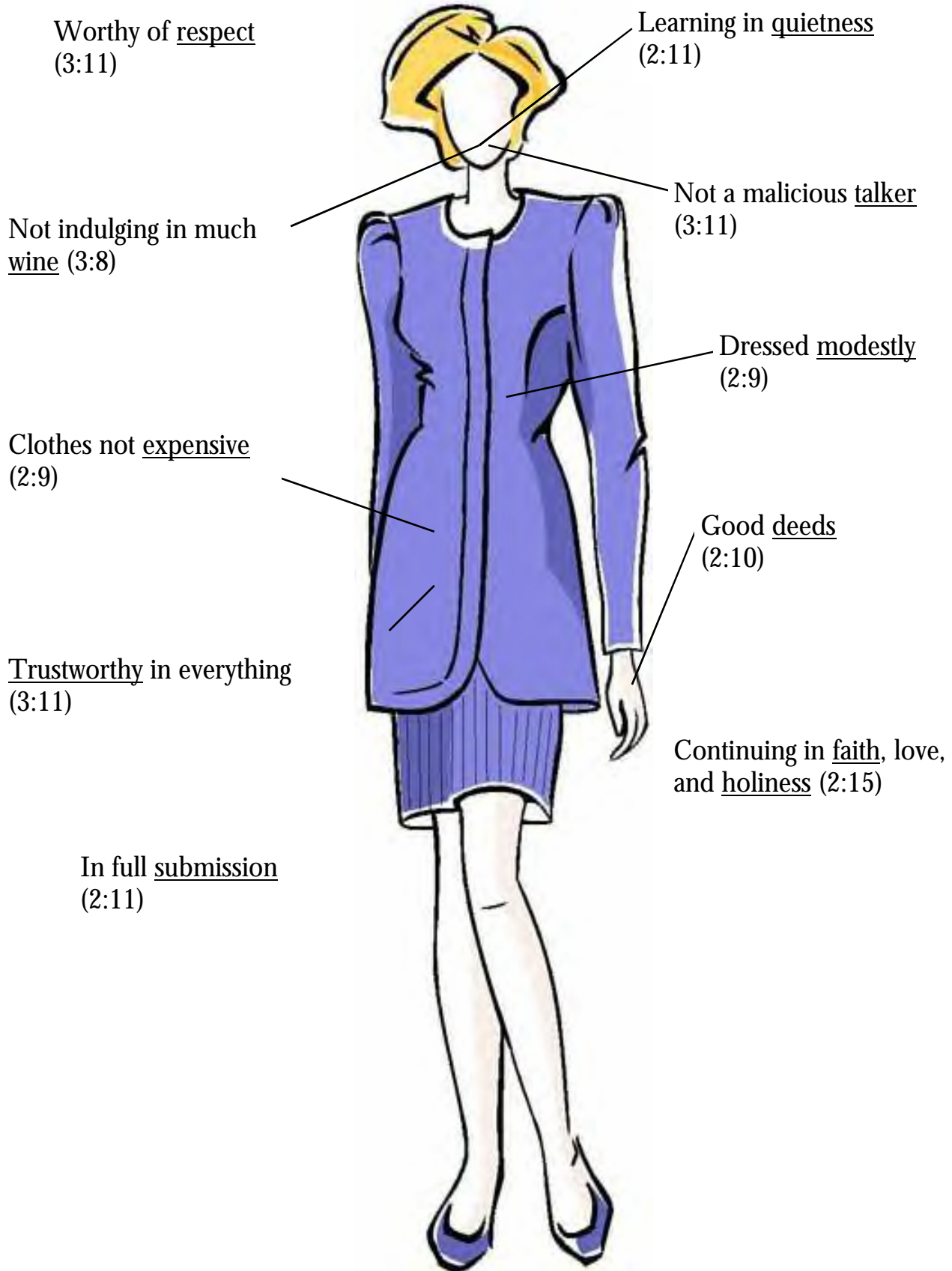


ANATOMY OF A GODLY WOMAN

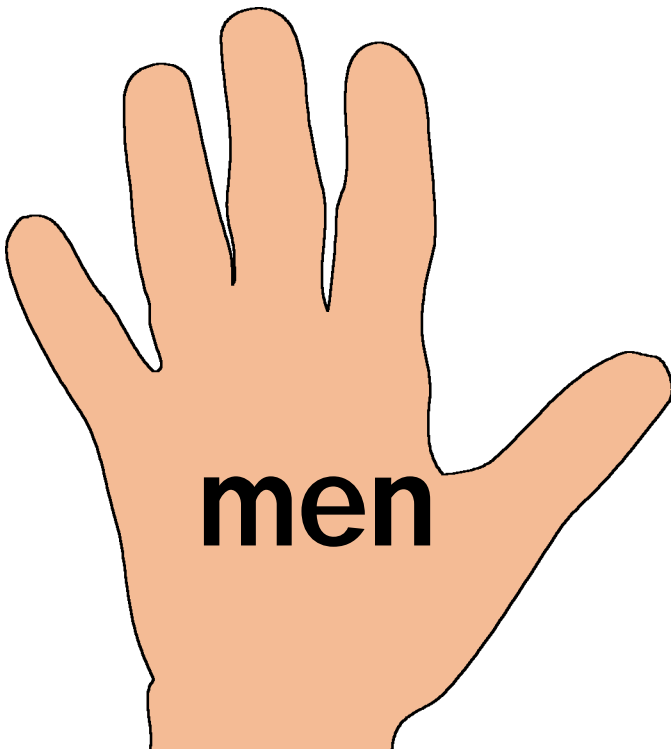
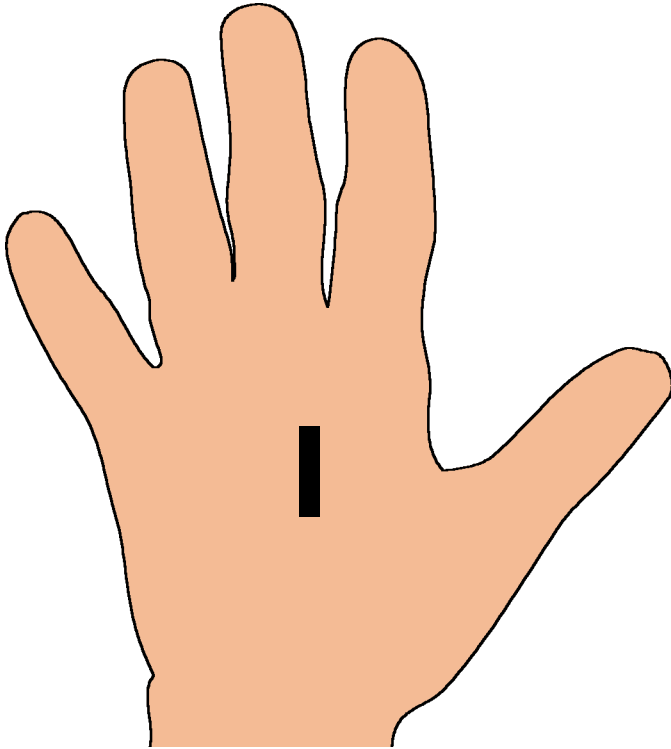


ANATOMY OF A GODLY WOMAN

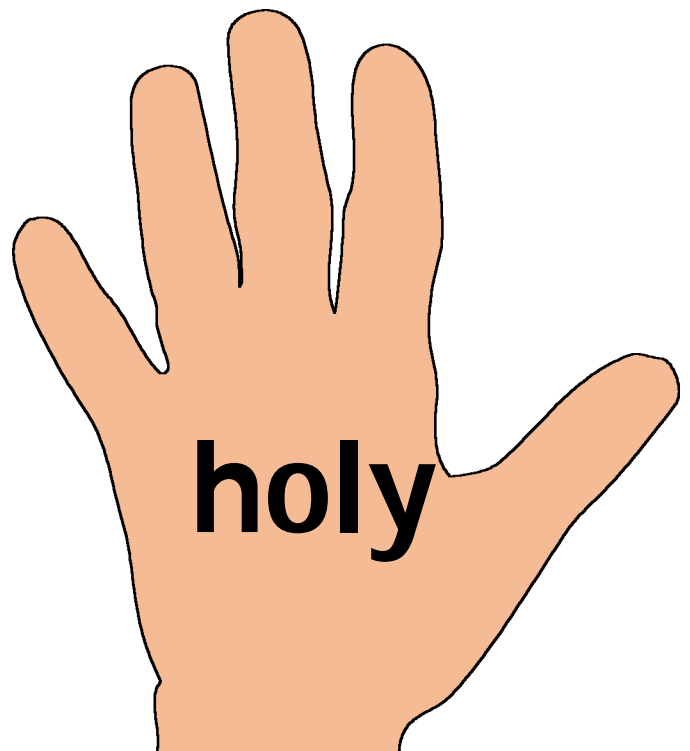

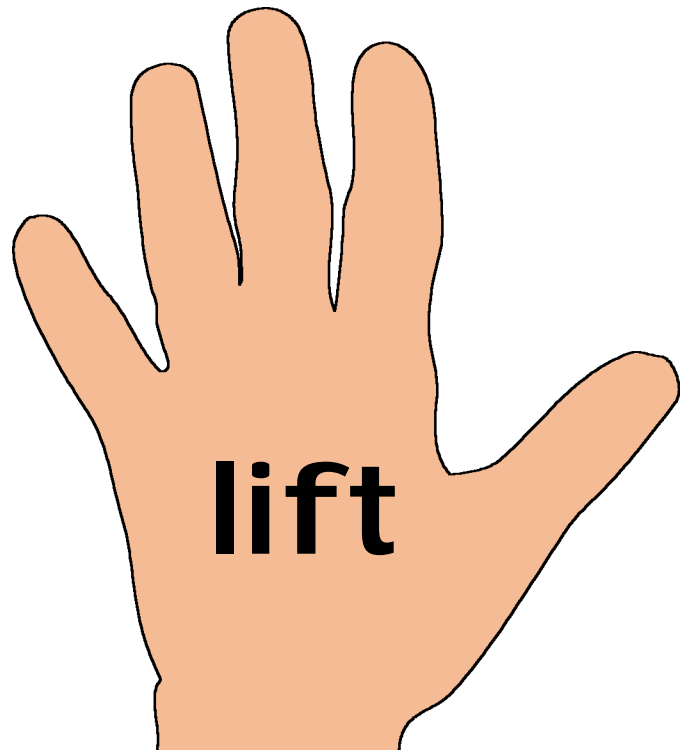

ANSWER KEY





Lift Up Holy Hands




Lift Up Holy Hands



Lift Up Holy Hands



Lift Up Holy Hands




Aim Questions

Answer the following questions about today's Bible Adventure.

1. Why did Paul instruct Timothy on who to pray for when the church gathered for prayer?
2. What is God's desire for all men?
3. What is the proper role for women when the church gathers?
4. What are the leaders of the church called?
5. What are some of the qualifications of an elder?
6. What does it mean to be above reproach?
7. What is a deacon, and what does he or she do?
8. Which elder quality can you apply to your life?

The qualifications that are listed in 1 Timothy 3 are for all Christians because we are to follow the example of our leaders and become like them. If there is some area of your life that is not above reproach or blameless, you can make things right by confessing your sin and/or asking forgiveness from others. Don't wait until tomorrow to do this—become



"I want men everywhere to lift up holy hands in prayer, without anger or disputing."

1 Timothy 2:8 NIV

Passage Review Questions

1 Timothy Chapters 2 & 3

For whom did Paul want the Ephesian church to be praying?
(2:1)

Describe the kind of life that we will live when we seriously
and consistently pray. (2:2)

Who does God desire to be saved? (2:3, 4)

What do you think it means that Jesus is a mediator between
God and man? (2:5, 6)

Why was Paul appointed to be an apostle and over whom was
he to be appointed? (2:7)

What was Paul's desire the for men? (2:8)

What was Paul's desire for the women? (2:9)

What reason does Paul give for women not to teach or have authority over a man? (2:11-14)

What is Paul's trustworthy saying? (3:1)

How many wives can an elder or overseer have? (3:2)

Of what must an elder not be a lover? (3:2, 3)

What must an elder manage well? (3:4, 5)

List some of the qualifications of an elder that you did not know. (3:2-7)

List three of the qualifications of a deacon. (3:8-12)

Are there any qualifications for the deacon that are the same as the elder? If so, which ones? (3:2-13)

How does Paul describe God's household? (3:15)

Prayer List

Make a list of unsaved people to pray for. Maybe you haven't thought of some of these!

ALL MEN

Family _____

Neighbors _____

Friends _____

People you don't like _____

People you think will never be saved _____

THOSE IN AUTHORITY

President _____

Vice President _____

Governor _____

Mayor _____

Church Elders _____

Parents _____

Teachers _____

Match these verses about prayer from 1 Timothy chapter 2 with the summary of their meaning.

"I urge, then, first of all, that requests, prayers, intercession and thanksgiving be made for everyone—for kings and all those in authority, that we may live peaceful and quiet lives in all godliness and holiness." 1 Timothy 2: 1, 2

"This is good, and pleases God our Savior, who wants all men to be saved and to come to a knowledge of the truth." 1 Timothy 2: 3, 4

"For there is one God and one mediator between God and men, the man Christ Jesus, who gave Himself as a ransom for all men—the testimony given in its proper time." 1 Timothy 2: 5, 6

"And for this purpose I was appointed a herald and an apostle—I am telling the truth, I am not lying—and a teacher of the true faith to the Gentiles." 1 Timothy 7

"I want men everywhere to lift up holy hands in prayer, without anger or disputing." 1 Timothy 2:8

- **God sent me, Paul, to teach this message of good news to the Gentiles.**
- **Wherever they are, men need to lead in prayer, making sure their lives are pure.**
- **God wants us to pray for all kinds of people because He wants everyone to know the truth and be saved.**
- **There is only one way for people to come to God and that's through Jesus because He died to pay for our sins when God decided it was time.**
- **Don't leave anyone out of your prayers. Pray even for the people who rule over you so that you will live peacefully.**

Prayer List— KEY

Make a list of unsaved people to pray for. Maybe you haven't thought of some of these!

ALL MEN

Family _____

Neighbors _____

Friends _____

People you don't like _____

People you think will never be saved _____

THOSE IN AUTHORITY

President _____

Vice President _____

Governor _____

Mayor _____

Church Elders _____

Parents _____

Teachers _____

Match these verses about prayer from 1 Timothy chapter 2 with the summary of their meaning.

"I urge, then, first of all, that requests, prayers, intercession and thanksgiving be made for everyone—for kings and all those in authority, that we may live peaceful and quiet lives in all godliness and holiness." 1 Timothy 2: 1, 2

"This is good, and pleases God our Savior, who wants all men to be saved and to come to a knowledge of the truth." 1 Timothy 2: 3, 4

"For there is one God and one mediator between God and men, the man Christ Jesus, who gave Himself as a ransom for all men—the testimony given in its proper time." 1 Timothy 2: 5, 6

"And for this purpose I was appointed a herald and an apostle—I am telling the truth, I am not lying—and a teacher of the true faith to the Gentiles." 1 Timothy 7

"I want men everywhere to lift up holy hands in prayer, without anger or disputing." 1 Timothy 2:8

God sent me, Paul, to teach this message of good news to the Gentiles.

Wherever they are, men need to lead in prayer, making sure their lives are pure.

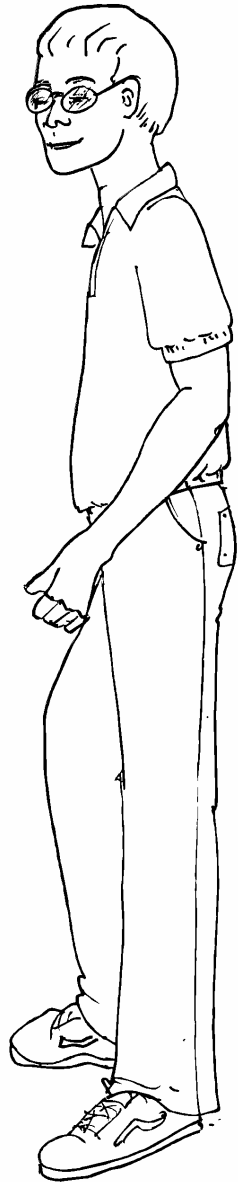
God wants us to pray for all kinds of people because He wants everyone to know the truth and be saved.

There is only one way for people to come to God and that's through Jesus because He died to pay for our sins when God decided it was time.

Don't leave anyone out of your prayers. Pray even for the people who rule over you so that you will live peacefully.

Follow the Leader

Match these standards with the character traits that boys should have if we are to “follow” our leaders.



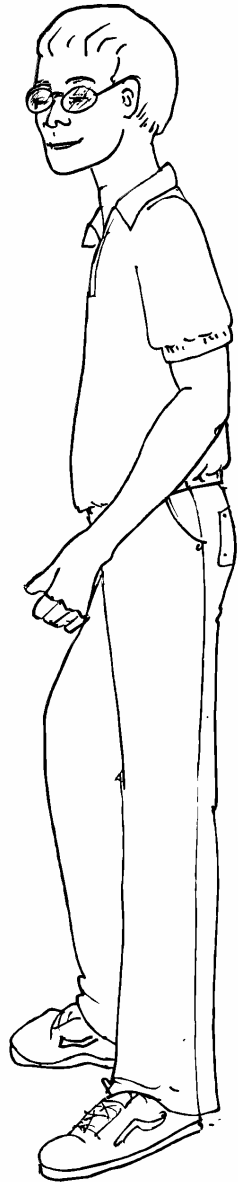
Above reproach (3:2).
Self-Controlled (3:2).
Hospitable (3:2).
Able to teach (3:2).
Not given to much wine (3:3).
Not violent, but gentle; not quarrelsome (3:3).
Not a lover of money (3:3).
Good reputation with outsiders (3:7).
Sincere (3:8).
Keeping hold of the deep truths of the faith (3:9).

- Learn all that I can about God’s word so I can tell it to others.
- Try not to sin, and if I do, confess and ask God for wisdom and power over sin.
- Don’t pick fights.
- Help with cooking and serving.
- Don’t start drinking, smoking, or abusing drugs.
- Study and memorize God’s word.
- Control myself.
- Always mean what I say and don’t pretend to be something I’m not
- Be thankful and content with what I have
- Be careful what I do and say in front of my friends. Admit when I’m wrong and be able to say “I’m sorry.”



Follow the Leader Answer Key

Match these standards with the character traits that boys should have if we are to "follow" our leaders.



Above reproach (3:2).
Self-Controlled (3:2).
Hospitable (3:2).
Able to teach (3:2).
Not given to much wine (3:3).
Not violent, but gentle; not quarrelsome (3:3).
Not a lover of money (3:3).
Good reputation with outsiders (3:7).
Sincere (3:8).
Keeping hold of the deep truths of the faith (3:9).

- Learn all that I can about God's word so I can tell it to others.

- Try not to sin, and if I do, confess and ask God for wisdom and power over sin.

- Don't pick fights.

- Help with cooking and serving.

- Don't start drinking, smoking, or abusing drugs.

- Study and memorize God's word.

- Control myself.

- Always mean what I say and don't pretend to be something I'm not


- Be thankful and content with what I have

- Be careful what I do and say in front of my friends. Admit when I'm wrong and be able to say "I'm sorry."



Follow the Leader

Match these standards with the character traits that girls should have if we are to “follow” our leaders.




Dressed modestly (2:9).
Not with braided hair or gold or pearls or expensive clothes (2:9).
With good deeds (2:10).
Learning in quietness (2:11).
In full submission (2:11).
Continuing in faith, love, and holiness (2:15).
Worthy of respect (3:11).
Not malicious talkers (3:11).
Trustworthy in everything (3:11).

- Obey my parents and other authorities with a willing heart.
- Wear clothes that would please Jesus.
- Listen when God’s Word is taught.
- Commit myself to a life of living to please God.
- Don’t try to impress people with fancy hair and the latest fashion.
- Never lie and always keep my promises.
- Think of ways I can serve others.
- Never gossip or say anything unkind.
- Be careful what I do and say in front of my friends.



Follow the Leader Answer Key

Match these standards with the character traits that girls should have if we are to "follow" our leaders.



Dressed modestly (2:9).
Not with braided hair or gold or pearls or expensive clothes (2:9).
With Good Deeds (2:10).
Learning in quietness (2:11).
In Full Submission (2:11).
Continuing in Faith, Love, and holiness (2:15).
Worthy of Respect (3:11).
Not Malicious talkers (3:11).
Trustworthy in everything (3:11).

Obey my parents and other authorities with a willing heart.

Wear clothes that would please Jesus.

Listen when God's Word is taught.

Commit myself to a life of living to please God.

Don't try to impress people with fancy hair and the latest fashion.

Never lie and always keep my promises.

Think of ways I can serve others.

Never gossip or say anything unkind.


Be careful what I do and say in front of my friends.



Forgive
Me?

YOU
WILL

I'm Sorry



I was wrong

Family Prayer Journal

Note to Parents: In view of 1 Timothy 2:1-8, we wanted to encourage your child to begin praying for those in authority over them and for godly character qualities that we find as qualifications for elders. This prayer journal is designed for you to come alongside your child and model a life marked by prayer.

Please pray with your child on each of the six days in the journal for the specific authority figure and character quality that is listed. This could be a time just before your child goes to bed at night to lift up their prayer requests to our great God. We pray with you that as your child comes to understand who God is, He may open their eyes to their sin and their need for Him.



“I want men everywhere to lift up holy hands in prayer, without anger or disputing.”
1 Timothy 2:8



Day Everyone Godly Character

1



President Bush

I want to be
above reproach.

2



Spokane Police

I want to have
a calm spirit.

3



Spokane Fire Department

I want to be
peaceful.

4



U.S. Military

I want to be
self-controlled.

5



My Parents

I want to be
respectable.

6



My Pastors

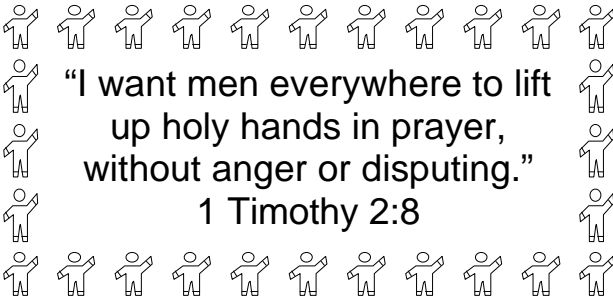
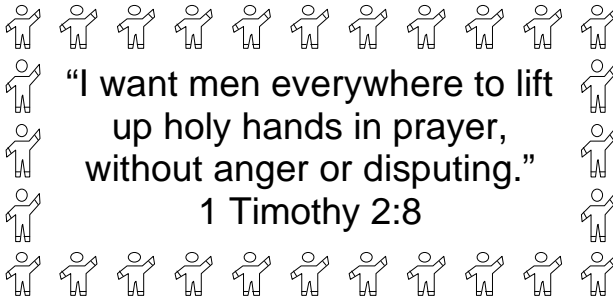
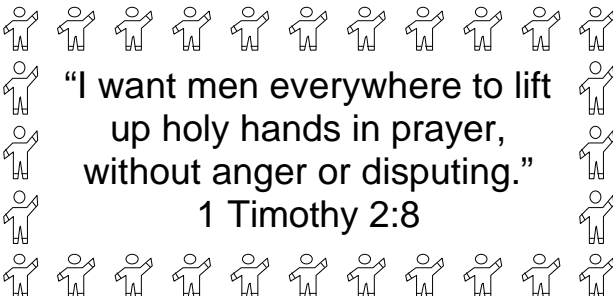
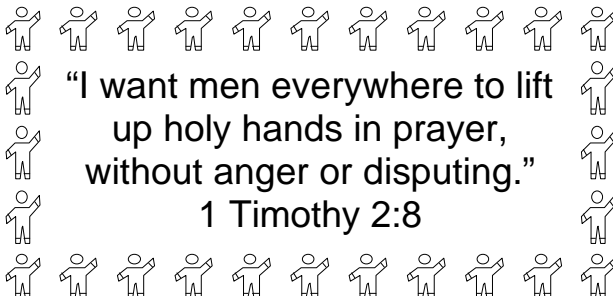
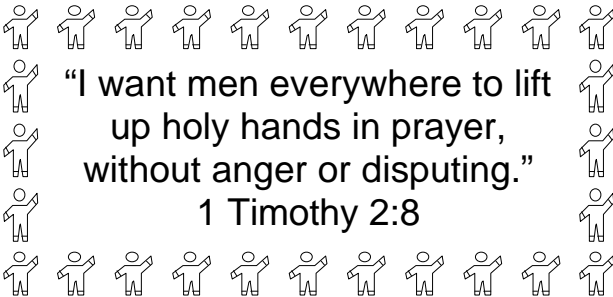
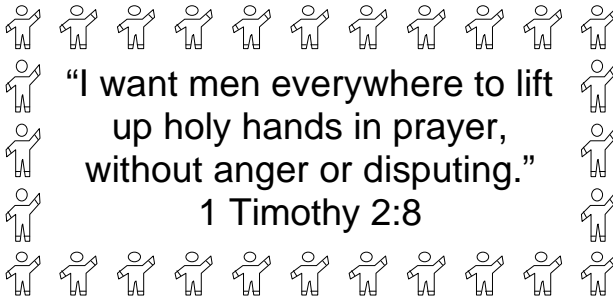
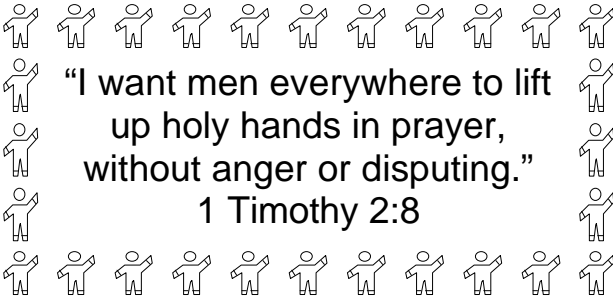

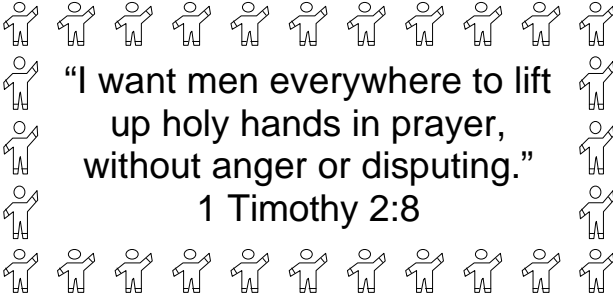
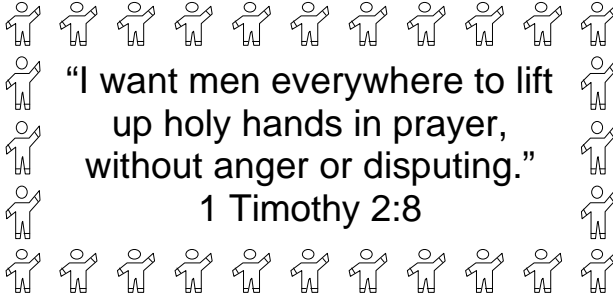
I want to be
gentle.

Who Do We Pray For?

Who does God want us to pray for? Does God want only a select group of people to be saved, or does He desire that everyone would know Him? Some people in the church at Ephesus were saying that only Jews could be saved. Today, some may say that some people are beyond hope. Do you think God would say that any of the people in the pictures below are not able to be saved? Circle the pictures below of the people that God could save.



I hope you circled everyone! Paul said that we are to pray for all men because there is no one that God cannot save. No matter how bad a person is, if they repent of their sins and believe in Jesus, they will be saved. Then, they will be a new person. What about you? Have you repented of your sins?

 <p>“I want men everywhere to lift up holy hands in prayer, without anger or disputing.” 1 Timothy 2:8</p>	 <p>“I want men everywhere to lift up holy hands in prayer, without anger or disputing.” 1 Timothy 2:8</p>
 <p>“I want men everywhere to lift up holy hands in prayer, without anger or disputing.” 1 Timothy 2:8</p>	 <p>“I want men everywhere to lift up holy hands in prayer, without anger or disputing.” 1 Timothy 2:8</p>
 <p>“I want men everywhere to lift up holy hands in prayer, without anger or disputing.” 1 Timothy 2:8</p>	 <p>“I want men everywhere to lift up holy hands in prayer, without anger or disputing.” 1 Timothy 2:8</p>
 <p>“I want men everywhere to lift up holy hands in prayer, without anger or disputing.” 1 Timothy 2:8</p>	 <p>“I want men everywhere to lift up holy hands in prayer, without anger or disputing.” 1 Timothy 2:8</p>
 <p>“I want men everywhere to lift up holy hands in prayer, without anger or disputing.” 1 Timothy 2:8</p>	 <p>“I want men everywhere to lift up holy hands in prayer, without anger or disputing.” 1 Timothy 2:8</p>