

Materials I Need:

Key for symbols:

- This symbol represents ideas that can be used for two-year-olds through kindergarten. Please remember to slow way down for two-year-olds and keep the pace moving for five-year-olds.
- ② This symbol represents ideas that can be used for two- and three-year-olds.
- ④ This symbol represents ideas that are best used for four-year-olds through kindergarten.

Memory Verse:

1 Timothy 1:18-19: Fight the good fight, holding on to faith and a good conscience.

Hook:

- Teacher Tip:** This is the first week of a new book in the Bible. Place the 1 Timothy song and story tapes near the door and encourage your parents to take them home and listen to them with their children. Give a short explanation of what they are and how they help reinforce what is going on in the classroom on Sundays.
- Bible Story of Paul's Conversion:** Read any simple Bible story version with pictures of Paul's conversion described in Acts chapter 9. Emphasize the character qualities of Paul before his conversion to faith in Jesus—anger, hurting Christians, telling lies about who Jesus was—and after his faith in Jesus—love, a pure heart, and obeying God (1 Timothy 1:5). Act out Paul's anger as he walked on the road to Damascus. Act out his humility and faith as he fell to the ground when Jesus' light blinded his eyes. After Paul met with Jesus, he stopped fighting with his hands and started holding on to the truth about Jesus.
- Bible Themes Craft: (1TIM01ECGF2)** Let the children color a GF2 picture of Paul demonstrating the symbol for the theme of 1 Timothy. Have each child make a small booklet (a leadership manual) by folding a 3" x 4" paper rectangle in half. Write "1 Timothy" on the front page and staple it to the GF2 page at the crease so that it is three-dimensional. "Today whenever we say the words 'First Timothy,' we'll form a book with our hands and say 'Leadership Manual.' Let's listen to a tape that has a song about the theme of 1 Timothy." (*Play the Bible Themes Song from the 1 Timothy cassette tape.*)
- Fairy Tale Story Center:** Bring some familiar, short, fairy tale stories to class and read them. Make it clear that these are stories that are "made-up." They are not true. "In today's Bible Adventure, two men were in the church in Ephesus telling the people made-up stories. Paul had to ask these men to leave the church because they didn't want to listen to or teach stories from God's Word. They wanted to teach the people lies. It is all right to read fairy tales. We just need to know that they are not true and didn't really happen. All the stories in the Bible are true because they are God's words."
- "Hold Firm to the Faith" Center:** Teach the children what it means to "hold firm" using a rope or bar. This can be done by a teacher lifting a child off the floor with a rope and him hanging on for as long as he can. Another idea is to place a chin-up bar in a doorway and have a child hold on. You could also have a child stand on a mat or in a circle while a leader tries to pull him off the mat or out of the circle with a consistent strong pull on a rope. "In today's Bible Adventure, Paul tells Timothy to hold firmly to faith in Jesus. By hanging onto this rope (bar), you are holding a firm position. God wants us to do the same when we share or teach God's Word. It is the only way to know God."

“What Is a Conscience?” Center: (1TIM01ECGF6) Place several GF6 pictures of good and bad behaviors on the table and let the children sort them according to ones that would please God and ones that would not. Talk about following God's way. "As we learn about God's right ways from the Bible, we begin to know right and wrong. Our consciences help us remember to do what God's Word says to do. Does God say to obey our parents? When we obey our parents, we can have a good conscience. When we have faith in Jesus, we can have a good conscience."

Letter Writing Center: Place a couple of keyboards, filing boxes, and papers with typing on them on a table. Have the children type, shuffle, and file the "letters." "In today's Bible Adventure, Paul writes another letter. This time it is to a young man named Timothy. Paul loved Timothy as a son and wanted to share as much about Jesus with him as he could. You can pretend to write a letter to someone, telling him about Jesus." Mail the letters in the classroom mailbox (available in the Children's Workroom).

Father and Son Center: Provide colored paper for each child and numerous pictures of old and young men cut from catalogs and magazines. "Paul wrote a letter to a young man named Timothy. He loved Timothy as much as he would love a son. Match up two pictures on your paper of an older man and a younger man. Glue them to your colored paper. Let's label the men 'Paul' and 'Timothy'." (Make sure the older man is labeled "Paul.")

Learn the “Leader” Letters: Throughout the book of 1 Timothy, we will be featuring the word “Leader” because Paul's letter to Timothy talks about godly leaders in the church. The following ideas can be used each week during the **Hook** time or anytime during the morning.

1. A set of large letters spelling “LEADER” has been made out of corrugated cardboard for each preschool class. Tack these letters to the wall or use them in various ways: Let six children hold the six letters to spell LEADER as the children sing the Bible Themes Song. Let one child hold the letter for the day (“L” for this first lesson) as he leads the children in saying the Memory Verse. Put a colored picture on the letter of the day that represents the lesson being taught.
2. Bring alphabet letters to class and let children pick out the letters that spell LEADER. Sound out the letter “L” today by saying “Luh-luh-leader” to teach the children the sound of the letter “L” and the word LEADER.
3. Bring play dough to class and let the children form the letter “L” with it. Older children can make all the letters in the word LEADER.
4. Teach the children to make an “L” with their left hands by forming the letter with their thumbs and index fingers. Say “Luh-luh-left hand” to teach them that the left hand can form the letter “L.”

④ Each week as you add another letter to “Leader,” teach the older children the sign for the letter.

② Two- and three-year-olds can learn their letters by tracing the letter with their finger as they say “L-L-LEADER.” To repeat the process, have them trace with a different finger.



Book:

Presentation Ideas -

Color the **1TIM01ECGF1, 1TIM01ECGF2, 1TIM01ECGF3, 1TIM01ECGF4, and 1TIM01ECGF5** pictures and glue them onto colored construction paper. Show these pictures as you tell the Bible Adventure. Save them for review in future lessons.

"Ten Little Soldiers" Finger Play:

Ten little soldiers standing in a row. (*Hold up ten fingers*)

When they see the captain,

They bow just so.

(*Bend fingers at second joint*)

They march to the left.

(*Move fingers to the left*)

They march to the right.

(*Move fingers to the right*)

And then they shut their eyes,

(*Close eyes*)

And they sleep all night.

(*Place head on hands to form a pillow*)

Items for Battle: Before the story, show the children a helmet, breastplate and sword. Tell them these are things a person needs to fight a physical battle, like in a war. Next hold up your Bible. Tell the children that Paul says we need God's Word, the Bible, to fight a spiritual battle when people want

to know the truth and not a made-up story. "Today's Bible Adventure tells us how to fight the 'good fight' for the truth of God's Word in the Bible."

Bible Adventure for 2's & 3's-

(Show the 1TIM01ECGF1 picture.) Paul loved a young man named Timothy. He was like a son to him. (Comment on the fact if you have a child named Timothy in the classroom.) Paul wrote two letters to Timothy. They are found right here in our Bibles. (Open your Bible to 1 Timothy that has been marked with a bookmark.)

The first letter Paul wrote to Timothy is called First Timothy. (Show the children how to hold up one finger.) Our Bible Adventure story today is about what Paul wrote to this young man.

(Show the 1TIM01ECGF2 picture.) Paul wanted Timothy to be a good leader of the church in the city of Ephesus. This first letter to Timothy is like a leadership book for pastors and leaders in the church. (Show the children how to form a book with their hands.)

(Show the 1TIM01ECGF3 picture.) Paul wrote in his letter, "To be a good leader of the church in the city of Ephesus, you must fight the good fight." Fight the good fight?!! What is a "good fight?" What is the difference between a good fight and a bad fight? Paul meant that it is good to fight for the truth of God's Word in the Bible. We are not to fight with our fists and argue, but we are to believe and teach what God says is true.

(Show the 1TIM01ECGF4 picture.) There were two men in the church at Ephesus who were teaching people what they thought was true, rather than what God says is true. Made-up stories are not true. These men didn't want to teach the truth from God; they wanted to talk about made-up stories. Paul told Timothy not to let people like these two men teach made-up stories in the church. Paul said, "Be a good leader. Fight the good fight. Hold firmly to the truth in God's Word and teach it. Faith in Jesus is the only way to know God. Teach the people in Jesus' church in Ephesus to hold to this faith in Jesus."

Prayer: Dear God, thank You for Paul's letter to Timothy that tells us what leaders in Jesus' church should teach. In Jesus' name I pray, amen.

Bible Adventure for 4's, 5's & K-

(Show the 1TIM01ECGF1 picture.) Paul wrote a letter to a man who was like a son to him. This man's name was Timothy. Can you say the name "Timothy?" Do we have anyone named Timothy in this classroom? Paul loved Timothy like a son and wrote two letters to him. These letters are found right here in our Bibles. (Open your Bible to 1 Timothy that has been marked with a bookmark.)

The first letter Paul wrote to Timothy is called First Timothy. (Ask the children to say "First Timothy" as they hold up one finger.) The second letter is called 2 Timothy. (Ask the children to say "Second Timothy" as they hold up two fingers.)

(Show the 1TIM01ECGF2 picture.) Paul wrote the letter called 1 Timothy to help Timothy be a good leader of the church that was located in the city of Ephesus. This letter of 1 Timothy is like a leadership book for pastors and leaders in the church. That's why the theme of 1 Timothy is "Leadership Manual." (Ask the children to form a book with their hands.) Today whenever we say the words "First Timothy," we'll form a book with our hands and say "Leadership Manual."

(Show the 1TIM01ECGF3 picture.) In Paul's 1 Timothy letter about being a good leader in the church, he said, "To be a good pastor and leader of the church in the city of Ephesus, you must fight the good fight." Fight the good fight?!! What is a "good fight?" What's the difference between a good fight and a bad fight? Paul wants us to know that it is good to fight for the truth of God's Word in the Bible--not with fists or arguing, but by listening to, believing, and teaching what God says is true.

(Show the 1TIM01ECGF4 picture.) There were two men, one named Hymenaeus and one named Alexander (Hyme and Alex), in the church at Ephesus who were teaching people made-up stories as though they were true. These men didn't want to listen to or teach stories from Scripture. They just liked to talk about fairy tales and made-up stories.

(Show the 1TIM01ECGF5 picture.) Paul wrote, "I have asked Hymenaeus and Alexander to leave the church until they can stop teaching things that aren't true. Timothy, don't let people come into your church and teach made-up stories. Be a good leader. Fight the good fight.

(Show the 1TIM01ECGF3 picture again.) "Hold firmly to the truth in God's Word and teach it. Hold on to faith in Jesus as the only way to know God. Don't fight and argue over things that don't have power to help people do what is right. Only God has power to help a person obey Him and do what is right."

Paul went on, "Faith in Jesus turned me away from being an angry, fighting man who wanted to hurt Christians to being an apostle who loves Jesus and wants everyone to love Him. Before I knew who Jesus was, I told lies about Him and said He was not the Savior. Since I met Jesus on the road to Damascus, I only talk about the truth that I have heard from God.

"Now, Timothy, you must hold to this faith, too, and teach the people in Jesus' church in Ephesus to hold to this faith in Jesus. Then you will all have a good conscience and do what is right."

Prayer: Dear God, thank You for Paul's letter to Timothy that tells us what leaders in Jesus' church should teach. Help us teach the truths in the Bible and not talk about made-up stories that don't help us do what is right. In Jesus' name I pray, amen.

Aim Questions

Aim Questions for 2's & 3's:

1. What was the name of the young man Paul loved like a son? (*Timothy*)
2. (Hold up 1TIM01GF1 picture and point to Paul.) Who wrote a letter to Timothy about being a good leader in the church at Ephesus? (*Paul*)
3. What is the "good fight" that leaders are to fight for in the church? (*God's truth in the Bible*) (*Hold up the Bible.*)

Aim Questions for 4's & 5's:

1. What letter was written by Paul that we learned from today? (*1 Timothy*)
2. Who did Paul write this letter to? (*Timothy*)
3. What is the theme of 1 Timothy? (*Leadership Manual*)
4. What does a good leader do in the church? (*Say the Memory Verse.*)



Look:

- Aim Questions:** Tape the **Aim Questions** to any weapon that was used during the story or for the Memory Verse review. Call for a specific weapon and ask a child to take it to the teacher to have the question read.
- Snack Suggestion:** Have a teacher or leader pray before snack today. Give thanks for God's Word and the freedom we have in our country to learn the truth about God from our Bibles. During snack time, talk about places in the world where people don't want God's words being taught. They don't have Bibles like we do. At this time of Thanksgiving, we can be very thankful we have Bibles so we can learn who God is and how to please Him.
- Transition Idea:** Have the teacher change the way he is moving from one area to another and encourage the children to "follow me." He could side step, crawl, jump, or move his arms in different ways.
- Memory Verse Activity:** Provide four empty wrapping paper rolls or four plastic swords. Label two of them "Faith" and the other two "Good Conscience." Have two children go to an open area in the classroom and give them a "sword" for each hand—one of each labeled "Faith" and "Good Conscience." Have them hold onto their two weapons and hit the other's weapons while the class recites the Memory Verse together. Repeat as time and interest allow.
- Memory Verse Activity 2: (1TIM01ECGF7)** Tape several GF7 pictures of Bibles onto the floor. Ask the children wearing blue shirts to go stand on a Bible and say the Memory Verse. Continue by asking all the children who had cereal for breakfast, the children who have a sister, who are wearing brown shoes, etc.
- "Fight the Good Fight" Shield: (1TIM01ECGF7 and 1TIM01ECGF8)** Using a plain grocery store paper bag or a 12" x 12" piece of brown paper wrap, cut out the shape of a shield (see GF8 page for sample) for each child in your classroom. Cut 2" wide crosses from 8 1/2" x 11" colored paper for each child, as well as the GF8 words "Fight the good fight." Also cut 3 1/2" x 6 1/2" strips of paper to the shields. Give each child a cutout shield and handle strip and allow him to choose the colored cross, the GF8 Memory Verse words, and a GF8 Bible he wants to use. Center the cross on the front side of the shield and liberally glue it down. Center the words on the cross and glue them down. Glue the Bible on the shield to remind them that we are holding on to God's Word. Turn the shield over and liberally glue (and staple) the handle to the back of the shield so it cannot be seen from the front. Show the child how to hold the shield by the handle, palm toward body with forearm resting against the shield.

Sugar Cube Church Building: (1TIM01ECGF7) Give each child a GF7 picture of a Bible that has been copied on cardstock paper. (This could be reinforced by taping it onto a piece of cardboard to make it more sturdy.) Give each child a dozen sugar cubes with which to build a “church” building on the Bible. Put small plastic bowls of frosting and plastic knives in the center of each table so the children can “glue” their sugar cube buildings together. Talk about teaching Bible stories at church rather than fairy tales and made-up stories. After the little churches have been built, give each child a small toy person (Fisher Price people or action toy). Have the children “walk” their person up to the church door and say, “Do you teach the Bible or made-up stories at this church?” All the children say together, “We teach the Bible. It’s God’s Word.” Say the Memory Verse or listen to the Memory Verse Song on tape as the children work.

Puppet Adventure: Use two hand puppets and tell two kinds of stories. First, have one puppet tell an abbreviated fairy tale. Ask the children if it was made-up or real. Next, tell a familiar Bible story (Jesus washing the disciples’ feet). Ask the children if it was made-up or real. Did the fairy tale (Three Little Pigs) help them have a good conscience? Did the Bible story help them know more about Jesus so they could have a good conscience? God’s words from the Bible help us have a good conscience because we learn what pleases God. Have the children help the puppets with the fairy tale or with the Bible story. Have fun with this!

"First Timothy" Game: This game is similar to the game “Marco Polo.” Scatter bean bags around the room on the floor. Choose a child to be blindfolded. This person could be blind like Paul after Jesus’ bright light blinded him on the road to Damascus. Have the remaining children choose a bean bag to stand on. They are to keep at least one foot touching their bean bag at all times. The teacher leads the blindfolded child to an area in the room. The blindfolded child says, “First Timothy.” The other children respond by saying, “Leadership manual.” The blindfolded child slowly moves toward a voice and reaches out to touch someone. He calls out again and the class responds. The children can duck, stretch and try to avoid the “blind” child, but they cannot leave their bean bag. The first child who is touched or leaves his bean bag is the next “Paul” to be blindfolded. This is a repetition game to familiarize the children with the theme of 1 Timothy.

Songs:

Bible Themes Song (*tune: “Bible Songs for Preschool Children—1 Timothy” tape*)
(Chorus)

We like to sing about the Bible themes.
We like to sing about the Bible themes.
We like to sing about the Bible themes.
It helps us understand God’s Wo-ord.

First Thessalonians--commendation and caution
2 Thessalonians--comfort and correction
1 Timothy--leadership manual.
(Repeat chorus)

1 Timothy 1:18 Memory Verse Song (*tune: “Yankee Doodle”*)

(Now let’s) Fight the goo-ood fi-ight, holding on to fai-aith
And a goo-ood co-onscie-ence. First Timothy one, eighteen.
Teach the Bible, no more lies.
Teach the Bible, no more lies.
Teach the Bible, no more lies.
First Timothy one eighteen.

The B-I-B-L-E

The B-I-B-L-E,
Yes, that’s the book for me.
I stand alone on the Word of God--
The B-I-B-L-E.

Following the Leader

Following the leader, the leader, the leader.
I'm following the leader wherever he may go.

Timothy's a leader, a leader, a leader.
Timothy's a leader, a leader in the church.

L-E-A-D-E-R (tune: "M-I-C-K-E-Y M-O-U-S-E")

Jesus is the Head of the church, and elders lead His flock.
L-E-A-D-E-R—elders lead the church.
Elders are ("Church leaders!")
Elders are ("Church leaders!")
And fathers are the leaders of their homes ("through Christ!").
God gave us this leader plan in the book First Timothy.
L-E-A-D-E-R—elders lead the church ("through Christ!").

I'm in the Lord's Army

I may never march in the infantry,	<i>(March in place)</i>
Ride in the cavalry,	<i>(Hold reins, bounce as riding horse)</i>
Shoot the artillery.	<i>(Clap at shoulder height, sliding one hand forward, one back)</i>
I may never fly o'er the enemy,	<i>(Arms out as an airplane)</i>
But I'm in the Lord's army. Yes, sir!	<i>(Hand to brow in a salute)</i>
I'm in the Lord's army. Yes, sir!	<i>(Salute)</i>
I'm in the Lord's army. Yes, sir!	<i>(Salute)</i>
I may never march in the infantry,	<i>(March in place)</i>
Ride in the cavalry,	<i>(Hold reins, bounce as riding horse)</i>
Shoot in the artillery,	<i>(Clap at shoulder height, sliding one hand forward, one back)</i>
I may never fly o'er the enemy,	<i>(Arms out as an airplane)</i>
But I'm in the Lord's army. Yes, sir!	<i>(Salute.)</i>



Took:

1 Timothy Booklet: (1TIM01ECGF9) Make a "1 Timothy Booklet" by copying the GF9 page and folding it in fourths to make a booklet. Let the children color the pictures and glue bits of fabric and yarn on any appropriate spots.


1 Timothy Weekly Review Mobile: (1TIM01ECGF10 and 1TIM01ECGF11) Begin making the 1 Timothy review mobile or begin next week during the **Hook** time. Each child will make a mobile that adds a new letter to the word "LEADER" each week. Copy the GF10 page on cardstock paper and reinforce the holes on the top and bottom of the page. Let the children color the picture of Paul writing a letter to Timothy. The first week's letter "L" is on the GF11 page. Copy the GF11 page on cardstock paper and let the children cut out the "L" (or the teacher can pre-cut them). Hang the "L" with yarn from the first bottom hole on the GF10 page. Teach the children the letter "L" which stands for "Leader." Sing or play the tape of the Bible Themes to remind the children that the theme of 1 Timothy is "Leadership Manual."

Preschool Page for Parents: (1TIM01ECPPP) Send a page home with each child, encouraging parents to reinforce the Bible truths at home. Spend a few minutes before the children go home creatively reviewing the song and memory verse.



Paul wrote a
letter to young
Timothy called
1 Timothy.








A godly leader in the church teaches the truth in God's Word.







Don't let church leaders teach fairy tales as though they were true.



I asked Hymenaeus and Alexander to stop teaching lies in the church.

Good and Bad Behaviors





Holy Bible

Fight the good fight, holding on to faith
and a good conscience. 1 Timothy 1:18-19

Fight the good fight.


1 Timothy 1:18

Fight the good fight.









1 Timothy 1:18

Fight the good fight.

1 Timothy 1:18



Fight the
Good Fight
Shield




2.

Paul said, "Teach the people in the church the truth from God's Word."



3.

"Don't let church leaders teach made-up stories as though they were true."




Paul wrote a letter to Timothy about how to be a good leader.



Paul asked two men to stop teaching lies in the church at Ephesus.

4.


1.



Paul wrote
1 Timothy
"Leadership Manual"

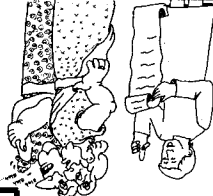
○

Godly
Leaders
Teach
God's
Word



Don't teach made-up stories as though they were true.

Godly
Leaders
Teach
God's
Word




Don't teach made-up stories as though they were true.

○


○

Godly
Leaders
Teach
God's
Word



Don't teach made-up stories as though they were true.


Godly
Leaders
Teach
God's
Word



Don't teach made-up stories as though they were true.

○

November 24, 2002
1 Timothy Chapter 1



This is what I learned today!


Paul wrote a letter to a young man named Timothy. He loved Timothy like a son and wrote the letter to help him be a good leader of the church in the city of Ephesus. Paul's letter is like a leadership book for pastors and leaders in the church. Paul told Timothy to "fight the good fight" for the truth of God's Word. Two men had been teaching people made-up stories as though they were true. Paul told Timothy not to let people teach made-up stories in the church. Timothy was to be a good leader and to hold on to his faith in Jesus. Faith in Jesus would give him a good conscience and help him do what was right.

Today's Memory Verse

**Fight the good fight, holding on to
faith and a good conscience.**

1 Timothy 1:18-19

**The Bible is true
because it is
God's Word.**



Teach your preschool children that there are made-up stories that are not true and Bible stories which are always true. Whenever you read a Bible story, tell your child that the Bible story is true because it is God's Word, and God never lies.

Sing "The B-I-B-L-E" often this week, standing up when you sing "I stand alone on the Word of God."

The B-I-B-L-E,
Yes, that's the book for me.
I stand alone on the Word of God--
The B-I-B-L-E.

(Substitute the following words for the third line:
I hold on tight to the Word of God,
I listen well to the word of God,
I will obey; it's the Word of God.)

1 Timothy 1:18 Memory Verse Song
(tune: "Yankee Doodle")

(Now let's) Fight the goo-od fi-ight,
Holding on to fai-aith.
And a goo-od co-onscience.
First Timothy one, eighteen.

* For tunes to songs, ask about the preschool tape.



Paul told Timothy to teach God's Word and not to let anyone teach made-up stories as though they were true.