

**Materials I Need:**

**Legend:**



= Option 1, Appropriate for 1<sup>st</sup> – 2<sup>nd</sup> Grade





= Option 2, Appropriate for 3<sup>rd</sup> – 6<sup>th</sup> Grade

**Memory Work:**


“Timothy, my son, I give you this instruction in keeping with the prophecies once made about you, so that by following them you may fight the good fight, holding on to faith and a good conscience. Some have rejected these and so have shipwrecked their faith.” 1 Timothy 1:18-19 (NIV)

**Hook:**



**True or False Quiz (Worksheet/Discussion).** ,  Tell the students that it is very difficult to determine if something that is spoken or written is true or not true. Sometimes what appears to be true at first glance, after it is examined closely, is really false. Challenge the students to a True or False quiz, either verbal or written, to see if they can tell the difference between what is true or false. Use **1TIM01.GF1 Pg. 1** quiz sheet or make up your own questions. After the quiz, tell the students that the church at Ephesus was being taught what first appeared to be true about God but, after closer examination, was really false. *Answer Key: 1TIM01.GF1 Pg. 2.*



**Superhero Quiz (Worksheet).**  Have the students do this activity individually or in small groups, **1TIM01.GF2**. You may want to have a prize for the student or group with the most items correct.



**REAL vs. PRETEND (Visual Activity).** ,  You will need:

real or fake bugs  
plants  
fruit  
books (fiction and non-fiction)  
tape  
rubber cement  
planter container

- Real bugs should be dead and each should be in its own baby food-sized jar. Use a small piece of tape or rubber cement glue to adhere the bug (fake or real) in the center of the jar.
- Plants should look similar, whether real or fake, to make it difficult to decide. The fake plant should be placed in a planter container just like someone would have in their house.
- When using fruit, take the stickers off the real fruit and transfer them onto the fake fruit. Bananas and Granny Smith apples are easy fruits to use.
- Children's books are best to use. Include fiction (pretend), non-fiction (real), and some that are both (having real facts but are fiction), such as Disney's *101 Dalmatians*, *Charlotte's Web*, *Abe Lincoln's Hat*, *The Titanic Lost and Found*, *Children's Bible*, and the *Magic School Bus* series.

Hold different items up and have students decide if they are real or pretend. Ask them how they know. Discuss how sometimes it is difficult to tell if something is real or pretend just by looking; that's why it is important to check it out.



**Emphasizing Truth (Object Lesson).** 🦋, 🦋 Prepare beforehand and obtain the following props:  
 small bag of plaster of Paris, or other ingredient such as Fix-All or spackle  
 can of motor oil  
 bottle of garden insecticide  
 two eggs  
 labeled container of salt  
 labeled container of sugar  
 any other items that would make a strange cookie ingredient  
 foreign language cookie recipe, **1TIM01.GF3 Pg. 1**  
 one large chocolate chip cookie, use recipe from **1TIM01.GF3 Pg. 2**

1. Keep these items hidden from view until step #6.
2. Ask the students: How important it is to know the truth? Discuss how the truth affects our lives in practical ways: i.e., doing what you say you will do, believing everything you read, etc.
3. Tell the students: This really neat cookie recipe was on the Internet, but I could not understand the directions to make them because they were in a foreign language. I have a friend who claims he knows many languages, and he said he would translate the directions for me.
4. Show the students the foreign language cookie recipe (**1TIM01.GF3 Pg. 1**) and the large cookie.
5. Ask the students:  
 Would you like to have a taste? (Many students should raise their hands.)  
 Are you sure you would like a taste before knowing what the ingredients are in the cookie?  
 Would they really like to know the truth?  
 How important is it to know the truth about the ingredients in the cookie?
6. Tell them it is a LIFE and DEATH matter. Bring out the props that you have prepared beforehand and show them.
7. Discuss with the students what would happen to a person who ate a cookie with all the ingredients shown before them. They would DIE of course. But, what is more important than our physical well-being is our spiritual well-being. They will learn about how important the truth of God's Word, the Bible, is.



**A Little Bit Wrong (Discussion).** 🦋, 🦋 Work with the students to think of instances when one small error could make a big difference. Write these instances on the board. Here are some suggestions:

1. Making one wrong turn when following directions to someone's house.
  2. Leaving out one number in the price of something, like \$100 instead of \$1,000 or \$29 instead of \$129.
  3. Writing one wrong letter in a word that can turn it into another word, like house or mouse, bike or bite, train or brain.
  4. Leaving out a word, such as "this plastic bag is a toy" instead of "this plastic bag is not a toy."
- Explain to the students that adding one little thing can also make a big difference, especially if you are talking about the Gospel. Discuss the following with the students:
1. What if someone taught you that there is one more way to get to heaven besides through Jesus?
  2. Did you know that this is exactly what was happening in the Ephesian church where Timothy was serving?
  3. Some teachers in the church were adding things to the Gospel of Jesus Christ that Paul had taught them. Some of the people believed these small errors and it was making a BIG difference.
  4. Paul wrote to Timothy to encourage him in his fight against this very serious problem.



**The Sword of the Word (Craft).** 🦋, 🦋 Fighting the good fight requires using the Sword of the Spirit. In this activity, the students will decorate a cardboard cutout of a Roman sword. Write "The Sword of the Spirit" on the blade of the sword. Each student will need:  
 one cardboard sword (order from the Craft Team)  
 glitter and sequins  
 glue  
 coloring crayons or markers

Discuss with the students why the Word of God can be called a sword. Explain that they will learn that Timothy had to wield this weapon against false teaching in the church at Ephesus. Put the swords aside for use during LOOK time.

- Sword Fight (Activity/Discussion).** 🎨, 🦋 Use the sword from The Sword of the Word Craft. Allow student volunteers to practice “sword fighting” two at a time. The object should be to make contact with the opponent’s sword (not the opponent himself). Ask the students the following questions:
1. Is fighting ever a good thing?
  2. Why do we see heroes fighting sometimes?
  3. What is worth fighting for?
- Tell the students that in the Scripture passage they begin studying today, Paul will encourage Timothy to fight an enemy of the church.
- 



### Book:

#### Presentation Ideas –

- Paul Writes to Timothy (Illustration/Coloring Page).** 🎨, 🦋 1Timothy 1, 1TIM01.GF4.
- False Teachers in the Church of Ephesus (Illustration/Coloring Page).** 🎨, 🦋 1Timothy 1:3-7, 1TIM01.GF5.
- Timothy Is Timid and Fearful (Illustration/Coloring Page).** 🎨, 🦋 1Timothy 1, 1TIM01.GF6.
- Paul Removes Hymenaeus and Alexander from the Church (Illustration/Coloring Page).** 🎨, 🦋 1Timothy 1:20, 1TIM01.GF7.
- Shipwrecked (Illustration).** 🎨, 🦋 Discuss how this picture illustrates 1Timothy 1:18-19, 1TIM01.GF8.
- Real/Pretend Test (Object Lesson).** 🎨, 🦋 Make a finger cast using casting material. This will be used to fool students into believing you broke your finger. Place the finger cast on your finger before class. Tell the students they will hear two things about the teacher and have to decide which is true (real) and which is false (untrue or pretend). Be sure to pick one true fact about yourself that is hard to believe, in hopes that the students will pick that fact as being false. Then tell them a story about how you broke your finger. Have them vote by a show of hands of which story was true and which was false.
- The Worst of Sinners (Role-Play).** 🎨, 🦋 Dress in costume and play the role of Paul. Give Paul’s testimony. Read from verses 12 through 17 as you tell your story. Add details from Acts 9:1-9 and 26:4-23 to show how God showed mercy to the worst of sinners.
- A Monster Named Error (Illustration).** 🎨, 🦋 Explain to the students that Paul urged Timothy to fight ERROR in the church. Show students this illustration, 1TIM01.GF9. Read some of the errors that were prevalent in the Ephesian church. Discuss verses that “fought” these errors in 1 Timothy 1. Emphasize to the younger students that there are no such things as monsters and this is only being used as an analogy.

#### Bible Adventure for 1<sup>st</sup> – 6<sup>th</sup> Grades –

In medieval days, the men who fought in battle used large swords. The sword was their only weapon to fight against the enemy. Swords came in all shapes and sizes, but all of them were necessary if a soldier wanted to survive a fight. In the Bible, the Word of God is spoken of as a “sword” (Ephesians 6:17; Hebrews 4:12). The reason for this is because the Bible has all the power the Christian needs to fight against every danger of sin and error.

Whenever people speak lies about God, His people are to use the Word of God to fight against that error. Lies about the Bible are very dangerous since the Bible tells us the only way a person can become a Christian. And if the Bible becomes mixed up with lies and mistakes, people will not know who God really is and how a person can be saved.

There was a church in the New Testament that began very well (Acts 18:18-19; 20:1-20), but as it continued to grow, it faced a very serious problem. The church of Ephesus started when Paul visited the city on his second missionary journey. But after he left, false teachers, who were probably leaders in the church at Ephesus, were telling lies and teaching things about the Bible that were not true.

When Paul heard of what was going on, he personally visited the church with Timothy and kicked two of the false teachers, Hymenaeus and Alexander, out of the church (1:20). However, there were still others who were teaching the same things these men had taught, and Paul left Timothy there to handle this serious matter.

So after several months, Paul wrote a letter to Timothy to encourage him to fight the good fight and to protect God's truth from the false teachers and leaders. Paul gave Timothy a "manual" to bring order back into the Ephesian church. In it, he dealt with the specific problems of leadership and how Timothy could restore God's Word as the final authority for all that was done. Timothy was to fight the good fight with the sword of God's Word.

In the first chapter, Paul urged Timothy to fight the false teachers. These men were teaching "strange doctrines" and made-up stories about Israel's forefathers, Abraham, Isaac, and Jacob (1:3-4). Because these men did not know what the Bible really said, they had to make up false stories, which had no power to do anything. In fact, the only result of this false teaching was arguing and more questions because it was confusing the people. The Ephesian church was no longer focused on sharing the Gospel with those in their city because they were so upset about what these men were teaching.

Paul told Timothy that false teaching never produces the fruit of Christ-like character. And since these men only wanted to be recognized as good teachers just as the Pharisees in Jesus' day had (Matthew 23:6-8), they had sinful hearts. True and faithful teachers of the Word have love and holiness and purity (1:5). What was even worse with these men was the fact that they taught as if they really knew what they were teaching was true and from God's Word!

The Ephesian church was in serious danger! Not only were they no longer living out their faith as they should have been doing, they were no longer listening to the Word of God and believed in the lies of these false teachers. It is no wonder that Paul urged Timothy to "fight the good fight" with the Word of God.

But Timothy was a young man, and most likely these other men were older. Timothy needed encouragement to be bold and to stand up for the truth. So Paul reminded him that the sword of God's truth was the most powerful weapon any Christian could have. It has the power to save sinners from their sin and to defeat death and sin once and for all.

Paul shared again what God's truth had done in his own life. Before Paul was a Christian, he was an evil man who wanted nothing more than to see Christians dead. In fact, he hated Christians and had them beaten and even killed (1:12-13). But God wanted to show how great His mercy truly is, so He saved Paul using the truth of the Word. If the truth of God could do this to the greatest sinner that ever lived (1:15), surely it could fight off the false teaching of the men at Ephesus.

Paul knew what could happen to Timothy if he gave up and quit. He could end up like the two men Paul had already kicked out of the church. Their faith was "shipwrecked" since they did not listen to God's authority in the Word. Timothy needed to "stick it out" and fight the evil forces against him, using the Word of God as his weapon. God had called Timothy into his army, and he had received clear orders from the Lord. This was no time for him to "chicken out" on God's call in his life!

How important is the truth? What if some of the key truths in life were taught differently or simply ignored? What if someone told you to jump off a ten-story building and you did not believe in gravity? What if your dentist didn't believe that anesthetics really worked and drilled your teeth without any? Truth is the backbone to everything in life.

But what is more important than our physical well-being is our spiritual well-being. Imagine if the truth was withheld from us, and instead of knowing God's plan for salvation, all we knew were lies about God. Imagine if the truth of God's Word was distorted, and the only message we heard was filled with 100% error. Our future destiny would be at great risk since the truth of God's plan of salvation was not taught.

Paul wanted Timothy to realize how important the truth of God's Word really is. It is the only source of spiritual power we have, and since it is the only source of truth, it needed to be protected and guarded at all costs. God's name was at stake!

You may ask yourself right now, "Do I know the truth of God's Word? Can I discern between what is true about God and what is false?" And secondly, "How has my life changed because of the power of God's truth?" In Paul's life, God's truth radically changed him into a brand new person. This is what God's truth should do in our lives.


### Aim Questions

1. **Who was Timothy, and how did Paul know this young man?** *(Timothy was a disciple of Paul who worked with him in different churches.)*
2. **Why did Paul write this letter to Timothy?** *(To bring order and authority back to the church, especially the leaders.)*
3. **What did Paul want Timothy to "fight" against in chapter 1?** *(Paul wanted Timothy to fight against false teaching.)*
4. **What were some of the false things the leaders were saying?** *(They were making up stories about the Old Testament.)*
5. **What was Timothy to use for this "fight?"** *(Timothy was to use the Word of God that was given to him.)*
6. **Why is the truth of God's Word so important?** *(It's the only way we can ever know about God and His plan for salvation.)*
7. **What can you apply in your own life from today's Bible lesson?**



### Look:



**Shipwrecked (Craft).**  Each student will need:

- 1TIM01.GF8 copied onto cardstock
- several toothpicks
- 6-inch piece of yarn, hemp, jute, or cord (something that looks like rope)
- glue
- coloring crayons
- scissors

Have the students follow the directions below to complete their crafts:

1. Glue some of the toothpicks on the picture in rows to fill in the hull of the boat at the surface.
2. Break toothpicks where necessary to fit.
3. Glue more toothpicks (some broken) in a messy pile on the "shipwreck."
4. Tie several knots in the piece of yarn or cord.
5. Glue in place between the dock and the ship at the surface.
6. Trim if needed.
7. Color the picture as time allows.



**Holding On (Memory Verse Activity).**  

1. Using nametag stickers, write the memory verse broken into phrases so that each student will receive a sticker. For example: There are 46 words and a Scripture reference in this week's memory verse and there may be 20 students present. Each sticker would then have two words and a few three.
2. Have the students form a circle.
3. Beginning with the Scripture reference, give each student a sticker to put on in the order the verse would be read.
4. Read the verse as you look around the circle. Ask the students, what does it mean to hold on to something? What does this verse say to hold onto?
5. Join hands and circle around, expanding outward until the circle breaks. The student on the right of the break would stand out of the circle.
6. Stop and have the students recite the verse again.
7. Repeat steps five and six until three students remain.
8. Give a prize to the student remaining who can recite the verse from memory.

- Using the Sword (Activity).** 🎨, 🦋 You will need:  
sheets of paper  
sword(s) from *The Sword of the Word Craft* in the HOOK time  
tape

On the sheets of paper, write either true or untrue statements that you are able to verify with Scripture. You may want to use some statements that review the lesson from today as well as others that you have taught. Write one statement per sheet. Tape them one at a time on the side of a table so that they hang off the side of a table. Call one student at a time to join you by each sheet of paper, and ask him if the statement written is true or false. If the statement is false, the student may bring the "Sword of the Spirit" to bear on that untruth. In other words, the student may hack the paper off the table with his sword. If the statement is true, the student may not use his sword on it. Have enough statements for all of the students to come up at least once. Discuss how the Word of God is used in our lives and how Timothy used the Word in dealing with the church at Ephesus.

- The Power of the Sword (Worksheet/Game).** 🦋 Have the students use the worksheet, **1TIM01.GF10**, to look up various verses that speak of the power of God's Word. You may want to divide the class into three or four different teams. The first team to finish wins a prize.  
**Option:** Use these verses for a sword drill and discuss them further.

- The Word Is a Sword (Relay Activity/Game).** 🎨, 🦋 Each team will need:  
1 set of untruth cards from **1TIM01.GF11 Pgs. 1 & 2** with slit cut for the sword  
swords from **1TIM01.GF11 Pgs. 3 & 4** copied onto cardstock  
masking tape  
crumpled pieces of newspaper or paper

Object of the game: To wheelbarrow across the "sea", without getting "shiprecked" on an obstacle to obtain a paper sword. The paper sword will match one of the untruth cards at the start line. The first team to obtain and match all of their swords to untruth cards wins the relay.

Setting up the relay course:

1. Use masking tape to make a starting line for each team at one end of the classroom.
2. At the starting lines, stack a set of the untruth cards.
3. Make a finish line for each team at the other side of the classroom.
4. Lay out the swords just past this line.
5. Scatter pieces of crumpled paper in between the starting and finish lines.

To play:

1. Divide the students into teams.
2. Each team member should line up behind his start line with a partner from his team.
3. In turn, each pair must wheelbarrow across the "sea" without getting "shiprecked" on one of the paper obstacles.
4. If they should touch an obstacle, they must return to the start line and try again.
5. Once they make it to the finish line, they should pick up one sword and wheelbarrow back to the start line.
6. While the next pair goes to obtain another sword, the team should work together to match the sword to its corresponding untruth card.
7. Once the team has obtained all of their swords and matched them to their corresponding untruth cards, they win the relay.

To make this simpler for the younger students, use less of the cards and swords. Make duplicates of only a few in order to have enough for the relay. To make this more difficult for the older students, white out the Scripture verse before copying and only use the reference.

- Sword Drill Bookmark (Activity).** 🎨, 🦋 Duplex copy **1TIM01.GF12 Pgs. 1 & 2** onto cardstock. Have the students put the bookmark in their Bibles. Make sure each student has a Bible. Tell the students that each verse on the bookmark tells us something about God's Word. Give a Scripture reference from the bookmark, and at your signal, have the students search their Bibles to find it. The first student who has found it should stand up and read it. Discuss with the students what the verse tells us about God's Word.

- Vowel Replacement Puzzle (Worksheet).** 🎨, 🦋 Give each student **1TIM01.GF13**. Tell the students that you dropped the memory verses, 1Timothy 1:18-19, and a strange thing happened. All of the vowels dropped out, but you swept them up and put them in six small boxes. Challenge

the students to replace the vowels and complete the memory verse. *Answer: 1 Timothy 1:18-19.*



**Sword (Craft).**   Each student will need:

- 1 sword hilt from **1TIM01.GF14** copied onto gray or gold cardstock  
(precut the holes for the younger students)
- 1 piece of 11" X17" paper (gray, or gold)
- coloring crayons
- scissors
- tape

Have the students follow the directions below to complete their crafts:

1. Read the memory verse before beginning the craft.
  2. Cut out the hilt and color it.
  3. Bend it into an arch with the printing outside.
  4. Roll the piece of paper into a long (17") tight roll.
  5. Slip the roll into the holes of the hilt until the hilt is approximately in the center of the roll.
  6. Allow the roll to expand until it is large enough to fill the holes.
  7. Secure it with tape on both ends and in the middle.
  8. Now slip the hilt down to the end of the roll so that the "Bible" end is closest to the center.
- Optional: Flatten and taper the tip of the roll and trim to a blunt point with scissors. Tape edges of tip together. Expect a little "swordplay!"




**Sword of the Spirit = The Word of God (Worksheet).**   You will need:



- plastic swords or toothpicks
- 1TIM01.GF15 Pg. 1** for 1<sup>st</sup> and 2<sup>nd</sup> graders
- 1TIM01.GF15 Pg. 2** for 3<sup>rd</sup> - 6<sup>th</sup> graders

Read through the introductory information on the worksheet with the students. Explain that, to live like God wants us to live, we are to use the Word of God in their lives as Timothy did with the church at Ephesus. Have the students read each statement and Scripture and determine if the statement is true or false. If the statement is false, the students can pierce the paper with a plastic sword. You may want to have the students change the words so the statement is true.




**Aim Questions (Worksheet).**  Have the students answer the Aim Questions about today's Bible Adventure, **1TIM01.GF16**.



**Passage Review Questions (Worksheet).**   This booklet contains many questions from the Scripture passage covered in today's lesson. Students may work on them in class and complete them during the week at home, **1TIM01.GF17 Pgs. 1 & 2**.





**1 Timothy 1:18-19 (Memory Verse Song).**  Words and music for today's memory verse are available upon request from Children's Ministry.



**Took:**



**The Power of Truth (Teacher Testimony).**   Have a teacher give his or her personal testimony to the class, using Paul's testimony as a model. Have him or her emphasize some of the false beliefs he or she had before coming to know Christ, the consequences of believing these errors, how he came to know the truth, and the difference it made in his life.



**A Monster to Fight (Craft).**   Each student will need:

**1TIM01.GF18 Pgs. 1 & 2**

8 ½ X 11" piece of foam core or thin Styrofoam insulation

8 plastic cocktail swords

coloring crayons

scissors

Have the students follow the directions below to complete their crafts:



1. Color the "ERROR" monster.
2. Attach the picture to a piece of foam core or a sheet of Styrofoam.
3. Cut out the verses.
4. Read the errors around the monster.
5. Find the verse that fights each error and place it on or next to the error.
6. Stick a cocktail sword through each verse.


Discuss with the students that these are some of the errors we hear in churches today. Ask the students the following questions:

1. Have the students ever heard people say some of these things?
2. How can we fight these errors?

*Answers: The Scriptures on Pg. 2 (before they are cut apart) are in the same relative position on the paper as the errors they fight on the Pg. 1.*



**1 Timothy Pop-Up Book Incentive (Craft).**   Every week, for five weeks, the student will make a pop-up page for each lesson in 1 Timothy. The pop-up page will remind the student of the lesson's theme. On the final lesson, the student will receive a 1 Timothy book cover to add all of the pages they have made. They may then take their book home. Make sure to have each of the students' names on the pages so they can be sorted. Envelopes will be provided to store each student's pages for five weeks.

**Week 1: The Sword Page (Craft).**   Each student will need:

1 sword pop-up, **1TIM01.GF19 Pgs. 1-3**, copied onto heavy cardstock

coloring crayons or markers

scissors

glue

# True or False Quiz

Circle T for True and F for False

- |                                                                                                                                                                                                                               |   |   |
|-------------------------------------------------------------------------------------------------------------------------------------------------------------------------------------------------------------------------------|---|---|
| 1. The sun rises in the west and sets in the east.                                                                                                                                                                            | T | F |
| 2. The sky is always blue.                                                                                                                                                                                                    | T | F |
| 3. God helps those who help themselves.                                                                                                                                                                                       | T | F |
| 4. "Money is the root of all evil," 1 Timothy 6:10.<br>NIV                                                                                                                                                                    | T | F |
| 5. "For God so loved the world that He gave His<br>one and only Son, that whoever believes in Him<br>shall not perish but have eternal life,"<br>John 2:16. NIV                                                               | T | F |
| 6. "All Scripture is God-breathed and is useful<br>for teaching, rebuking, correcting and training<br>in righteousness, so that the man of God may<br>be thoroughly equipped for every good work,"<br>2 Timothy 3:16, 17, NIV | T | F |
| 7. Grass is always green.                                                                                                                                                                                                     | T | F |
| 8. This is the seventh question.                                                                                                                                                                                              | T | F |
| 9. You must keep the Ten Commandments to be<br>saved.                                                                                                                                                                         | T | F |
| 10. All dogs go to heaven.                                                                                                                                                                                                    | T | F |

# True or False Quiz

## Answer Key

1. False. You need a compass.
2. False.
3. False. A popular saying NOT found in the Bible.
4. False. Look up the verse. "The love of money is the root..."
5. False. The verse is true, but the Scripture reference is wrong.
6. True.
7. False. This is a generalization. My grass is brown, because I do not water it enough.
8. False. WAKE-UP!
9. False. If you believe this, speak with your teacher after class.
10. False. This is only a movie title.

# SUPERHERO QUIZ

Match these Superheroes with their enemies and their weapons. Put the first letter of the correct Superhero's name in the blank except for Spiderman. Draw a spider for him.

In the Scripture passage, Paul will encourage Timothy to fight an enemy of the church. What is the enemy, and what is the weapon with which Timothy should fight?

Superman

Batman

Spiderman

Ninja Turtles

X-Men

**S**

**B**



**N**


**X**

## Enemies

- Octopus
- Magneto
- Cat Woman
- Lex Luthor
- Carnage

- Bebop & Rock Steady
- Joker
- Juggernaut
- Venom

- Penguin
- Sentinels
- Shredder
- Green Goblin
- Riddler



## Weapons

- Super Strength
- Weather Control
- Numchucks
- Spider Sense
- Utility Belt

- Staff
- Flying
- Metal Claws
- Swords

- Telepathy
- Web Shooters
- Laser Eyebeams
- Scythe
- Sticky Hands

# Galletas de Choco Chips

Ingredientes:

1 taza de mantequilla, ablandada

1 taza de azúcar blanca

1 taza de azúcar marrón

2 huevos

2 cucharaditas de extracto de vainilla

3 tazas de harina


1 cucharadita de bicarbonato de soda

2 cucharaditas de agua caliente

1/2 cucharadita de sal

2 tazas de choco chips


1 taza de nueces picadas



# Chocolate Chip Cookies

## Ingredients:

- 1 cup butter, softened
- 1 cup white sugar
- 1 cup packed brown sugar
- 2 eggs
- 2 teaspoons vanilla extract
- 3 cups all-purpose flour
- 1 teaspoon baking soda
- 2 teaspoons hot water
- 1/2 teaspoon salt
- 2 cups semisweet chocolate chips
- 1 cup chopped nuts



1. Preheat oven to 350 degrees F (175 degrees C).
2. Cream the butter, white sugar, and brown sugar together until smooth.
3. Beat in the eggs one at a time, then stir in the vanilla.
4. Dissolve the baking soda in hot water. Add to the batter along with the salt.
5. Stir in the flour, chocolate chips, and nuts.
6. Drop by large spoonfuls onto ungreased baking sheet. Bake for about 10 minutes in a preheated oven, or until edges are nicely browned.

# Paul Writes to Timothy




# False Teachers in the Church of Ephesus




# Timothy Is Timid and Fearful



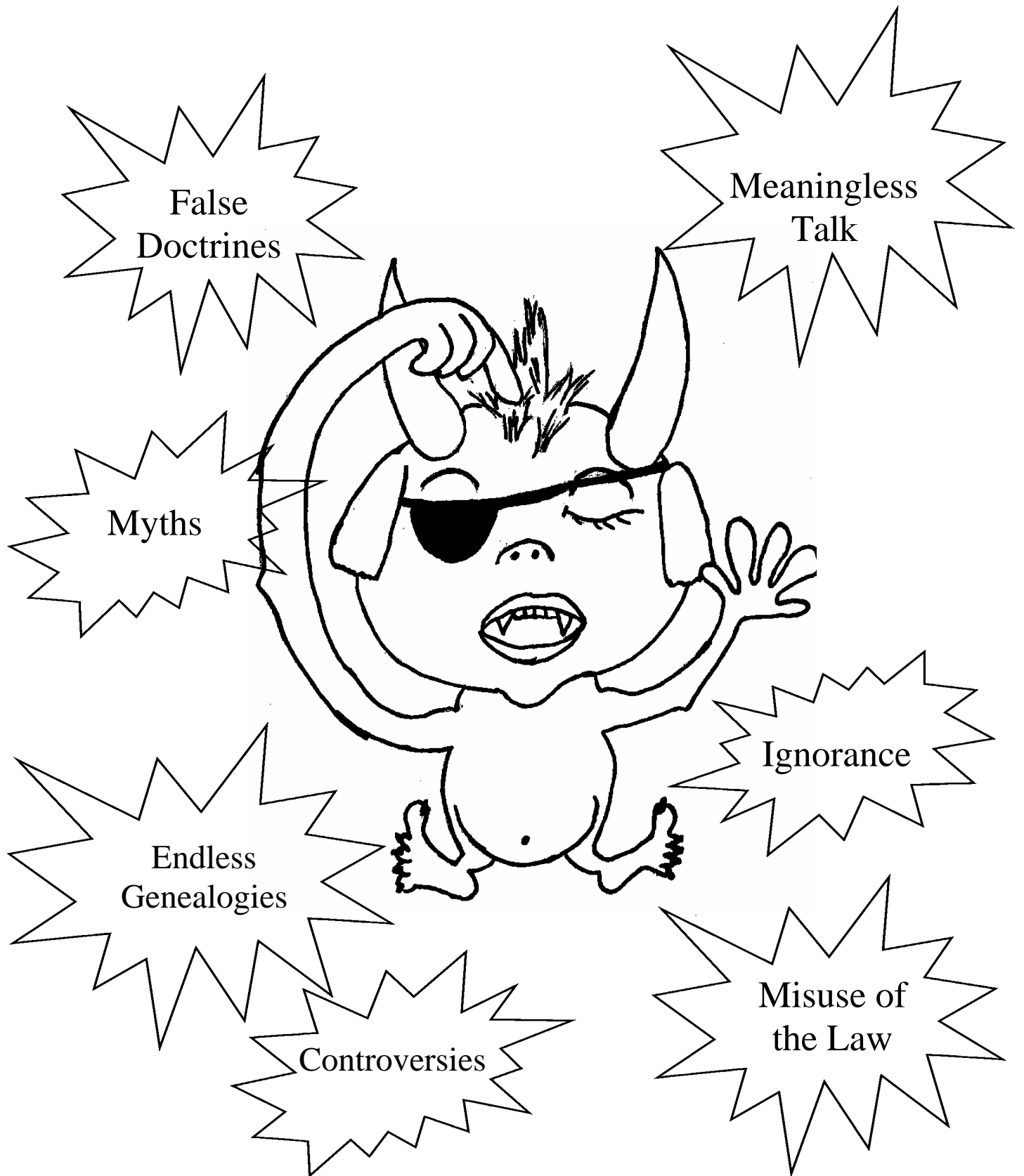
# Paul Removes Hymenæus and Alexander from the Church




# Shipwrecked



# A Monster Named Error



# The Power of the SWORD



Look up the following verses and answer the question(s) from each verse.

1. Hebrews 4:12
  - What is the Word of God able to do with people's hearts?
  
2. Psalm 1:1-3
  - What will happen to the person who meditates on God's Word?
  
3. John 17:17
  - What did Jesus call the "Word"?
  
  - What does the Word do?
  
4. Psalm 19:7-9
  - Name the six different descriptions of God's Word.
  
  - What four things does God's Word do for us? (see vv. 7-8)
  
5. 2 Timothy 3:16
  - For what four things are the Scriptures profitable?

**~~If you are a  
Christian, you  
may sin as  
much as you  
want.~~**

**~~Jesus is not  
going to come  
back again.~~**

**~~You can get to  
heaven by  
doing good  
things.~~**

**~~The earth  
evolved  
billions of  
years ago.~~**

**~~Money can  
make you  
happy.~~**

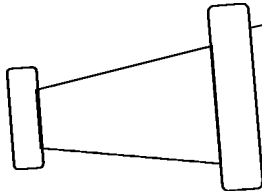
**~~You do not  
have to listen  
to your  
parents.~~**

~~**The Bible is  
not useful.**~~

~~**Jesus did not  
really rise  
from the  
dead.**~~

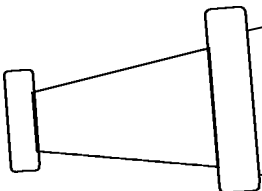
~~**No one  
controls the  
wind or the  
waves.**~~

~~**Babies do  
not sin.**~~



**“For the word of God is living and active, sharper than any double-edged sword. It penetrates even to dividing soul and spirit, joints and marrow, it judges the thoughts and attitudes of the heart.”**

**Hebrews 4:12**



**“But Christ has indeed been raised from the dead, the firstfruits of those who have fallen asleep.”**

**1 Corinthians 15:20**



**“Then He got up and rebuked the winds and the waves and it was completely calm.”**

**Matthew 8:26b**



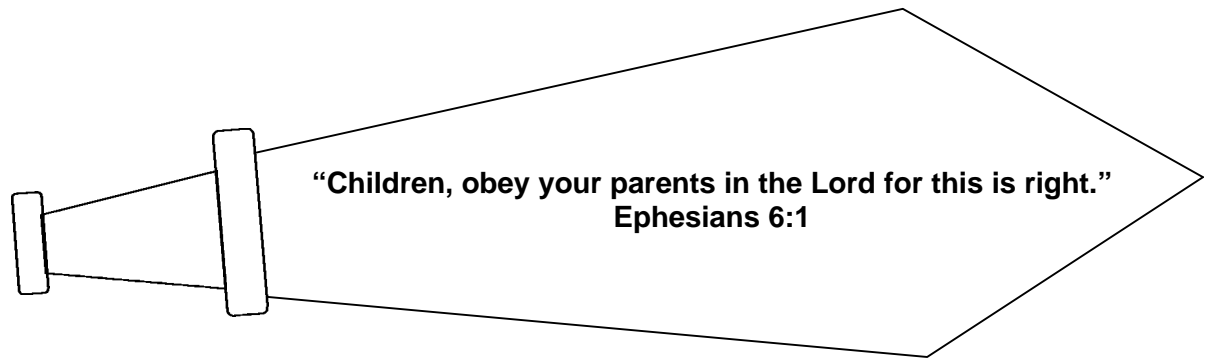
**“Surely I was sinful at birth, sinful from the time my mother conceived me.”**

**Psalms 51:5**

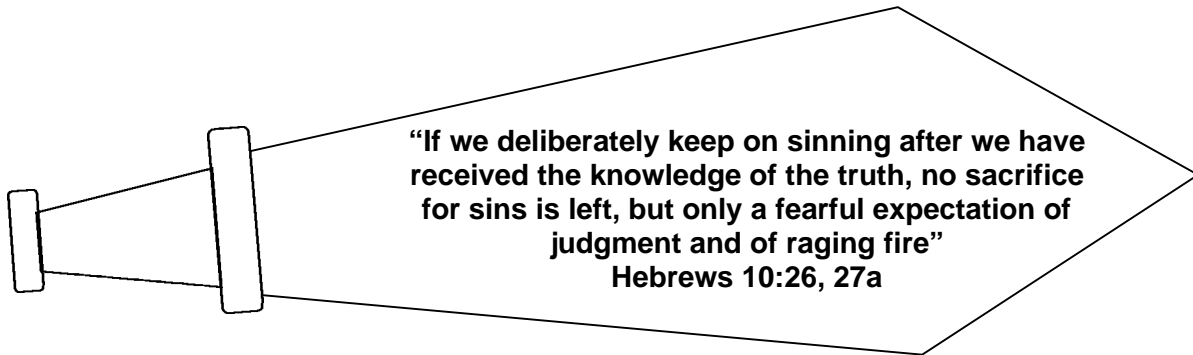


**“For the love of money is a root of all kinds of evil.”**

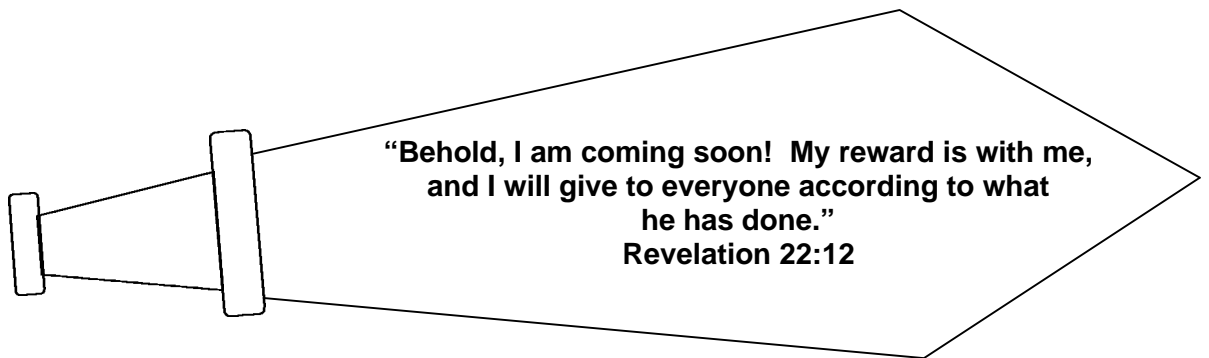
**1 Timothy 6:10a**



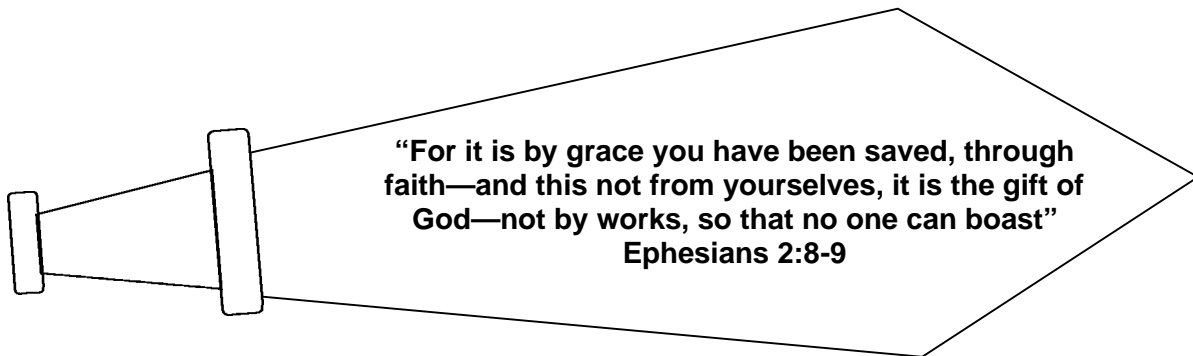
**“Children, obey your parents in the Lord for this is right.”  
Ephesians 6:1**



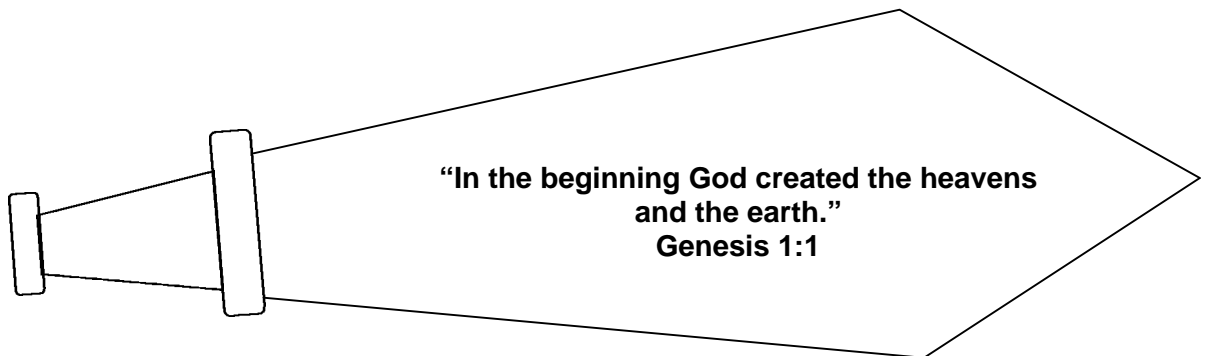
**“If we deliberately keep on sinning after we have received the knowledge of the truth, no sacrifice for sins is left, but only a fearful expectation of judgment and of raging fire”  
Hebrews 10:26, 27a**









**“Behold, I am coming soon! My reward is with me, and I will give to everyone according to what he has done.”  
Revelation 22:12**




**“For it is by grace you have been saved, through faith—and this not from yourselves, it is the gift of God—not by works, so that no one can boast”  
Ephesians 2:8-9**

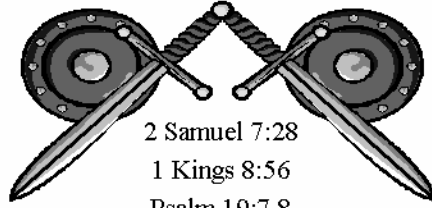


**“In the beginning God created the heavens and the earth.”  
Genesis 1:1**







2 Samuel 7:28  
 1 Kings 8:56  
 Psalm 19:7,8  
 Psalm 119:89, 105, 140  
 Isaiah 40:8  
 Matthew 5:18  
 Matthew 22:29  
 Luke 21:33  
 John 17:17  
 Romans 1:16  
 Romans 3:4  
 Romans 7:12  
 Romans 15:4  
 Ephesians 6:17  
 2 Timothy 3:16  
 Hebrews 4:12  
 Hebrews 6:18  
 1 Peter 1:25  
 2 Peter 1:21



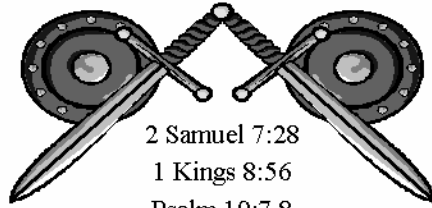
2 Samuel 7:28  
 1 Kings 8:56  
 Psalm 19:7,8  
 Psalm 119:89, 105, 140  
 Isaiah 40:8  
 Matthew 5:18  
 Matthew 22:29  
 Luke 21:33  
 John 17:17  
 Romans 1:16  
 Romans 3:4  
 Romans 7:12  
 Romans 15:4  
 Ephesians 6:17  
 2 Timothy 3:16  
 Hebrews 4:12  
 Hebrews 6:18  
 1 Peter 1:25  
 2 Peter 1:21




2 Samuel 7:28  
 1 Kings 8:56  
 Psalm 19:7,8  
 Psalm 119:89, 105, 140  
 Isaiah 40:8  
 Matthew 5:18  
 Matthew 22:29  
 Luke 21:33  
 John 17:17  
 Romans 1:16  
 Romans 3:4  
 Romans 7:12  
 Romans 15:4  
 Ephesians 6:17  
 2 Timothy 3:16  
 Hebrews 4:12  
 Hebrews 6:18  
 1 Peter 1:25  
 2 Peter 1:21



2 Samuel 7:28  
 1 Kings 8:56  
 Psalm 19:7,8  
 Psalm 119:89, 105, 140  
 Isaiah 40:8  
 Matthew 5:18  
 Matthew 22:29  
 Luke 21:33  
 John 17:17  
 Romans 1:16  
 Romans 3:4  
 Romans 7:12  
 Romans 15:4  
 Ephesians 6:17  
 2 Timothy 3:16  
 Hebrews 4:12  
 Hebrews 6:18  
 1 Peter 1:25  
 2 Peter 1:21



2 Samuel 7:28  
 1 Kings 8:56  
 Psalm 19:7,8  
 Psalm 119:89, 105, 140  
 Isaiah 40:8  
 Matthew 5:18  
 Matthew 22:29  
 Luke 21:33  
 John 17:17  
 Romans 1:16  
 Romans 3:4  
 Romans 7:12  
 Romans 15:4  
 Ephesians 6:17  
 2 Timothy 3:16  
 Hebrews 4:12  
 Hebrews 6:18  
 1 Peter 1:25  
 2 Peter 1:21



2 Samuel 7:28  
 1 Kings 8:56  
 Psalm 19:7,8  
 Psalm 119:89, 105, 140  
 Isaiah 40:8  
 Matthew 5:18  
 Matthew 22:29  
 Luke 21:33  
 John 17:17  
 Romans 1:16  
 Romans 3:4  
 Romans 7:12  
 Romans 15:4  
 Ephesians 6:17  
 2 Timothy 3:16  
 Hebrews 4:12  
 Hebrews 6:18  
 1 Peter 1:25  
 2 Peter 1:21



## VOWEL REPLACEMENT PUZZLE

Today's memory verse lost all of it's vowels. We found them, but we need your help to return them to their places.

(Hint: Cross out the vowels as you use them.)

<b>A 11</b> AAAAA AAAAAA	<b>E 22</b> EEEEE EEEEE EEEEE EEEEE EE	<b>I 19</b> IIIII IIIII IIIII IIII	<b>O 22</b> OOOOO OOOOO OOOOO OOOOO OO	<b>U 5</b> UUUUU	<b>Y 6</b> YYYYY Y
--------------------------------	-------------------------------------------------------	------------------------------------------------	-------------------------------------------------------	---------------------	--------------------------

"T\_m\_th\_, m\_ s\_n, \_ g\_v\_ \_ \_  
 th\_s \_nstr\_ct\_ \_n \_n k\_ \_p\_ng w\_th  
 th\_ pr\_ph\_c\_ \_s \_nc\_ m\_d\_ \_b\_ \_t  
 \_ \_ \_ , s\_ th\_t b\_ f\_ll\_w\_ng th\_m  
 \_ \_ \_ m\_ \_ f\_ght the g\_ \_d  
 f\_ght, h\_ld\_ng \_n t\_ f\_ \_th \_nd \_  
 g\_ \_d c\_nsc\_ \_nc\_. S\_m\_ h\_v\_  
 r\_j\_ct\_d th\_s\_ \_nd s\_ h\_v\_  
 sh\_pwr\_ck\_d th\_ \_r f\_ \_th."

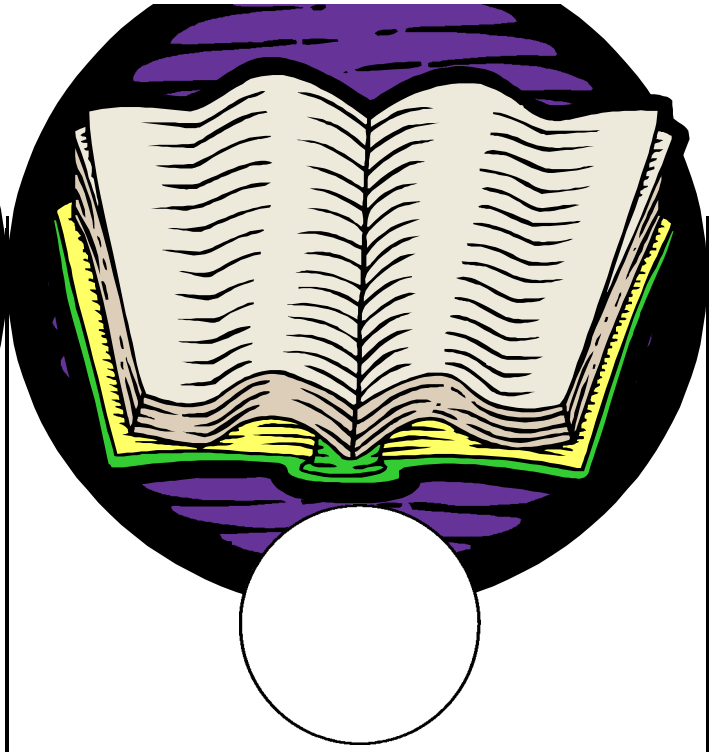
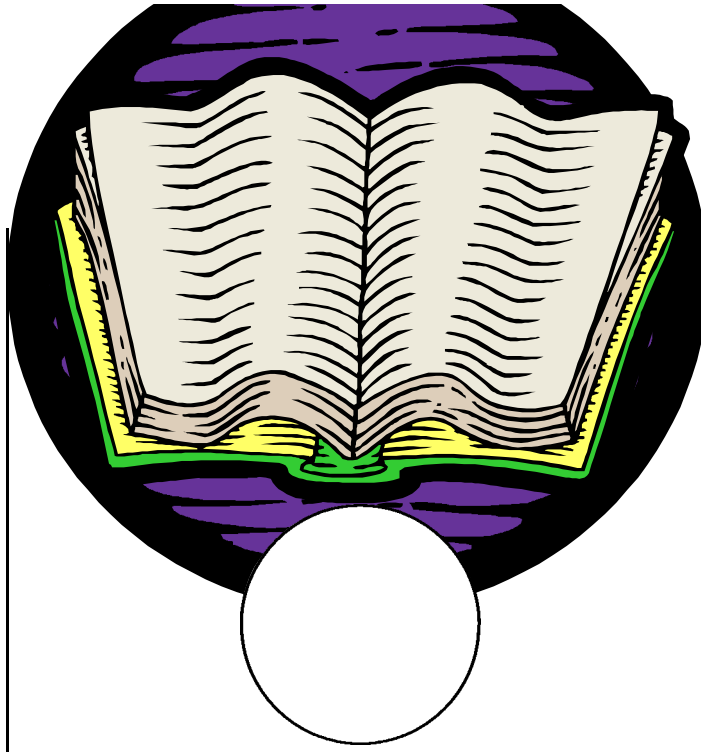
1 Timothy 1:18-19

“Timothy, my son, I give you this instruction in keeping with the prophecies once made about you, so that by following them you may fight the good fight, holding on to faith and a good conscience. Some have rejected these and so have shipwrecked their faith.”

1 Timothy 1:18,19

“Timothy, my son, I give you this instruction in keeping with the prophecies once made about you, so that by following them you may fight the good fight, holding on to faith and a good conscience. Some have rejected these and so have shipwrecked their faith.”

1 Timothy 1:18,19



# The Sword of the Spirit = The Word of God

1<sup>st</sup> - 2<sup>nd</sup> graders

In the book of 1 Timothy, Paul told Timothy to fight the good fight. What kind of fight was Timothy getting into? Was it a fistfight? No! He was going to battle heresy, or false teaching, in the church at Ephesus. His weapon for this fight was the Word of God, which is called the Sword of the Spirit. You are also commanded to “fight the good fight” in your own life. You need to make sure that you know the truth and live like the Bible says to live.

On this worksheet, there are five statements that are true and five statements that are lies. You need to determine which are which. If a statement is a lie, push one of your plastic swords through the paper and change the words so the statement is true. You will correct false teaching when you do this! You may look up the Bible verse to help you.

The Trinity consists of three parts:  
God the Father, God the Son, and God  
the Holy Spirit.  
Matthew 3:16-17

If someone becomes a  
Christian, they cannot  
be sure that they are  
going to go to heaven.  
Ephesians 1:13-14

Before Paul was an  
apostle, his name was  
Saul and he was a  
Pharisee.  
Phil 3:5, Acts 9:4

Trusting in Jesus' shed  
blood is the only way to be  
right with God.  
John 14:6

Moses built  
the ark.  
Genesis 6:13, 14



God did not know  
that Jesus was going  
to die when He sent  
Him to earth.  
Acts 3:17, 18

Peter had been a  
fisherman prior to  
becoming a  
disciple of Christ.  
Matthew 4:18

The man that washed  
his hands when he  
judged Jesus was  
named Pontius Pilate.  
Matthew 27:24

Paul said that, on his  
missionary journeys, the  
worst pain he  
experienced was from a  
hangnail.  
2 Corinthians 11: 23-28

Paul taught that it  
was all right to be  
“yoked with  
unbelievers.”  
2 Corinthians 6:14



# The Sword of the Spirit = The Word of God

## 3<sup>rd</sup> - 6<sup>th</sup> graders

In the book of 1 Timothy, Paul told Timothy to fight the good fight. What kind of fight was Timothy getting into? Was it a fistfight? No! He was going to battle heresy, or false teaching, in the church at Ephesus. His weapon for this fight was the Word of God, which is called the Sword of the Spirit. You are also commanded to “fight the good fight” in your own life. You need to make sure that you know the truth and live like the Bible says to live.

On this worksheet, there are five statements that are true and five statements that are lies. You need to determine which are which. If a statement is a lie, push one of your plastic swords through the paper and change the words so the statement is true. You will correct false teaching when you do this! You may look up the Bible verse to help you.

The Trinity consists of three parts: God the Father, God the Son, and God the Holy Spirit.  
Matthew 3:16, 17

If someone becomes a Christian, they cannot be sure that they are going to go to heaven.  
Ephesians 1:13, 14

Before Paul was an apostle, his name was Saul and he was a Pharisee.  
Philippians 3:5, Acts 9:4

Trusting in Jesus’ shed blood is the only way to be right with God.  
John 14:6

Paul taught in 2nd Corinthians that Christians are like Moses. A Christian’s reflection of God’s glory fades over time.  
2 Corinthians 3:18



God did not know that Jesus was going to die when He sent Him to earth.  
Acts 3:17, 18

Peter had been a fisherman prior to becoming a disciple of Christ.  
Matthew 4:18

Paul taught in 2nd Corinthians that, as a person receives God’s comfort in trouble, they are able to comfort others.  
2 Corinthians 1:3, 4

Paul said that, on his missionary journeys, the worst pain he experienced was from a hangnail.  
2 Corinthians 11: 23-28

Paul taught that it was all right to be “yoked with unbelievers.”  
2 Corinthians 6:14




# Aim Questions

Answer the following questions about today's Bible Adventure.

1. Who was Timothy, and how did Paul know this young man?
2. Why did Paul write this letter to Timothy?
3. What did Paul want Timothy to “fight” against in chapter 1?
4. What were some of the false things the leaders were saying?
5. What was Timothy to use for this “fight?”
6. Why is the truth of God’s Word so important?
7. What can you apply in your own life from today’s Bible lesson?

*Paul wanted Timothy to realize how important the truth of God's Word really is. It is the only source of spiritual power we have. In Paul's life, God's truth radically changed him into a brand new person. This is what God's truth should do in our lives.*



*“Timothy, my son, I give you this instruction in keeping with the prophecies once made about you, so that by following them you may fight the good fight, holding on to faith and a good conscience. Some have rejected these and so have shipwrecked their faith.”*

*1 Timothy 1:18, 19 (NIV)*

## **Passage Review Questions**

### **1 Timothy Chapter 1**

Who wrote the letter of 1 Timothy? (1:1)

By whose authority did Paul write this letter? (1:1)

To whom was the letter written? (1:2)

Where was Timothy staying when he received this letter? (1:3)

Why did Paul want Timothy to stay in Ephesus? (1:3-4)

What was the goal of the command that Paul gave? (1:5)

According to this passage, from where does true love come?  
(1:5)

Some teachers had wandered away from the truth. To what did they turn? (1:6)

What is the reason Paul gives for these false teachers turning to “meaningless talk”? (1:7)

Is the Law evil? (1:8)

For whom is the Law made? (1:9, 10)

What did God entrust to Paul? (1:11)

Who does Paul thank for the work that was done in his life?  
(1:12)

Before Paul’s salvation, describe the kind of man he was.  
(1:13, 14)

Why did Jesus come into the world? (1:15)

Why did Paul say that he was a good example of the work that God does in people’s lives? (1:15, 16)

How does Paul describe God? (1:17)

Why was Paul giving instruction on doctrine to Timothy, his spiritual son in the faith? (1:18)

What happens to a person’s life when they reject sound doctrine? (1:19)

# A Monster to Fight

People can get to heaven by keeping the 10 Commandments.

You can get to heaven by being good enough.

Jesus' sacrifice is not enough to save us. We must do something more.

If we have made a decision for Christ, we may sin all we want and that's

Jesus is not God and not equal with God.

If we can't understand something about God, then it isn't true.

People are mostly good and can come to God in their own way.

God is a loving God and won't really send anyone to hell.



## **A Monster to Fight**

“I do not set aside the grace of God, for if righteousness could be gained through the law, Christ died for nothing!” Galatians 2:21

“What then? Shall we sin because we are not under law but under grace? By no means! Don't you know that when you offer yourselves to someone to obey him as slaves, you are slaves to the one whom you obey--whether you are slaves to sin, which leads to death, or to obedience, which leads to righteousness?” Romans 6:15

“For God was pleased to have all His fullness dwell in him... For in Christ all the fullness of the Deity lives in bodily form...”  
Colossians 1:19 and 2:9

“There is no one righteous, not even one: there is no one who understands, no one who seeks God.”  
Romans 3:10

“For it is by grace you have been saved, through faith--and this not from yourselves, it is the gift of God--not by works, so that no one can boast.”  
Ephesians 2:8, 9

“And this is the testimony: God has given us eternal life, and this life is in His Son. He who has the Son has life; he who does not have the Son of God does not have life.” 1 John 5:11

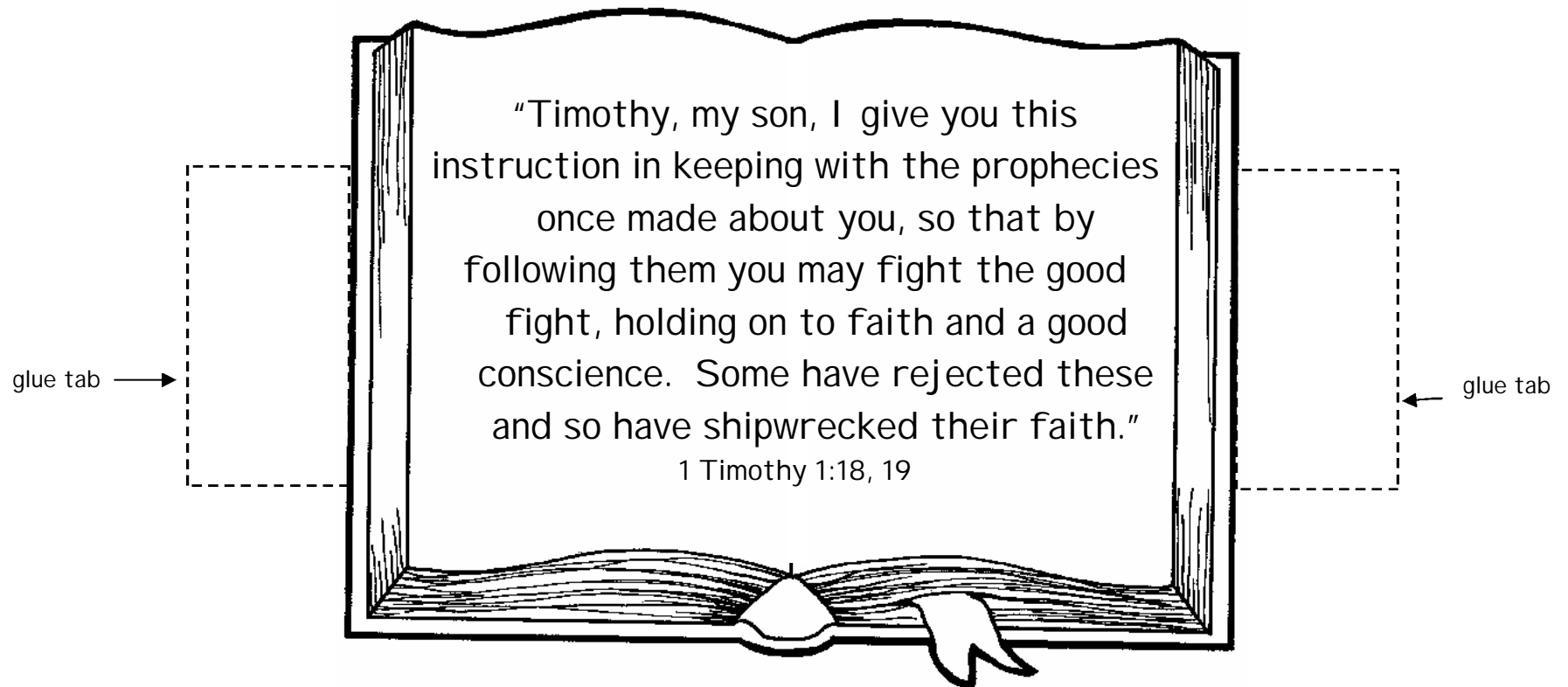
“Oh, the depth of the riches of the wisdom and knowledge of God! How unsearchable His judgments, and his paths beyond tracing out!”  
Romans 11:33

“He will punish those who do not know God and do not obey the gospel of our Lord Jesus. They will be punished with everlasting destruction and shut out from the presence of the Lord and from the majesty of his power.” 2 Thessalonians 1:8, 9

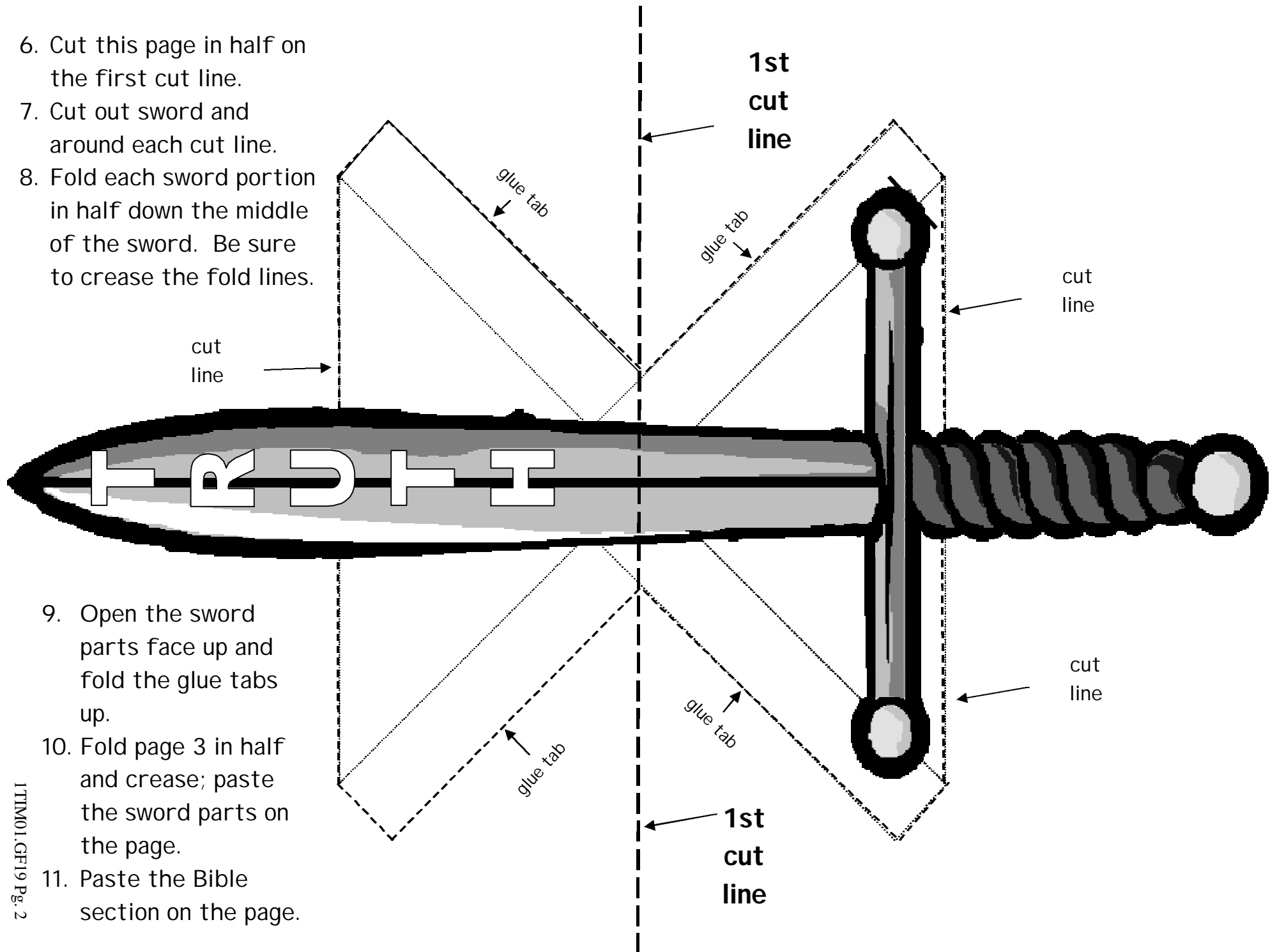
# The Sword Page

## Directions:

1. Cut out the Bible. Be careful to include the glue tabs.
2. Fold the Bible in half with the Bible on the outside. Be sure to crease the fold line.
3. Open the Bible with the Bible face up.
4. Fold the glue tab up and be sure to crease the fold lines.
5. Go to the next page.



6. Cut this page in half on the first cut line.
7. Cut out sword and around each cut line.
8. Fold each sword portion in half down the middle of the sword. Be sure to crease the fold lines.



9. Open the sword parts face up and fold the glue tabs up.
10. Fold page 3 in half and crease; paste the sword parts on the page.
11. Paste the Bible section on the page.

