

June 3, 2001
Early Childhood
Paul Deeply Loved the Thessalonians.

1 Thessalonians 2
1TH02EC

Memory Verse:

1 Thessalonians 2:13: When you received the Word of God... from us, you accepted it.

Aim Questions for 2's & 3's:

1. Who wrote a loving letter to the new Christians in Thessalonica? *(Paul.)*
2. Who were the Thessalonians imitating? *(Paul and Jesus Christ.)*
3. Who is coming back to earth to take all Christians to live with Him forever in heaven? *(Jesus.)*

Aim Questions for 4's, 5's & K:

1. What is the name of the book of the Bible we learned about today? *(First Thessalonians.)*
2. Why did Paul miss the Thessalonians so much? *(He loved them dearly.)*
3. How did Paul show his love to the Thessalonians? *(He cherished them like a mother and instructed and comforted them like a father.)*
4. How should we imitate Paul like the Thessalonians? *(Say the memory verse.)*

Key for symbols:

- This box symbol represents ideas that can be used for two-year-olds through kindergarten. Please remember to slow down the pace for two-year-olds and keep the pace moving for five-year-olds.
- ② This symbol represents ideas that are best used for two- and three-year-olds.
- ④ This symbol represents ideas that are best used for four-year-olds through kindergarten.

Hook:

- Thessalonian Church and People: (1TH02ECGF6)** Let children give a name to each of the new believers in the Thessalonian church. Cut out the faces and tape them to craft sticks. Let the children "walk" the people to church in the shoebox church you used last week. Sing the following words to the tune of "This Is the Way We Wash the Clothes."

This is the way we walk to church, walk to church, walk to church.

This is the way we walk to church, in Thess-a-lo-ni-ca.

- Career Center:** Provide different types of men's hats for the children to talk about and wear. (A bin of hats is available upon request.) Ask the children what kind of job goes with each hat. Some of the suggestions for hats might include: hard hat, sailor cap, cowboy hat, crown, beret, stocking cap, helmet, etc. What job does their dad do? Does he wear a hat? While Paul was on his missionary journey, he worked during the day and talked about Jesus in the evening. Paul was a tent maker during the day. Do you think he needed to wear a hat? Scarf? Paul, Silas, and Timothy didn't mind working night and day because they loved Jesus and they loved the Thessalonians.

- Baby Center:** Provide several baby dolls, blankets, strollers, dishes, bottles, and doll clothes for this center. Encourage the children to play with the babies and talk about how a mother loves her baby.

Comment on how they are showing love to the baby dolls. Are they being gentle? In today's Bible Adventure, Paul tells the Thessalonians that he loves them as much as a mother loves her baby.

- ☐ **Share a Simple Gospel in Sign Language:** Ask a person who knows sign language to come to the class or teach you before class. Go to another classroom and show the children how to share the Gospel with someone who is deaf. (Jesus died for your sins.)
-

- ☐ **Paul Traveled by Water and Land:** Materials needed: Tarp under table, 8 plastic bowls, 2 towels for wet hands, sand (enough to fill 4 bowls), water (enough to fill 1/2 full) plastic boats, little toy characters (found in supply room). The children have been learning about Paul traveling by land and water to spread the news of Jesus. This fun activity will allow the children to get a little wet by taking the boat and pretending to be Paul traveling across the sea in a boat and walking across the land (bowl of sand) to Thessalonica. Wherever we might walk, ride, fly, or travel, we should remember to share the good news of Jesus with others.

- ☐ **Paul's Footprints: (Review 1TH01ECGF3 and 1TH02ECGF7)** Materials needed: One GF3 page per child, glue sticks, about six GF7 footprints per child cut out, crayons. Today the children will learn how Paul traveled to Thessalonica to share Jesus with the people, and then he had to leave. Make Paul walk, walk, walk by gluing his footprints all over the picture. The children may color the picture, too, if they want.

- ☐ **One, Two, Buckle Paul's Shoe:** Use the following rhyme as you get the children ready for Paul's second missionary journey. Have the children put on their sandals and walk, walk, walk. Then the children can sail, sail, sail. Use this rhyme throughout the book of First Thessalonians.

One, two, Paul put on his shoe.


Three, four, he went to preach some more.

- ☐ **Missionary Sandal Necklace: (Last week's 1TH01ECGF13 and 1TH02ECGF8)** As each child comes into class, trace around his shoe on white paper. Cut the shoe print out, if time allows, and let the child glue it on colored construction paper. The children can glue the GF13 memory verse and the GF8 picture of Paul, Silas, and Timothy as they "walk, walk, walked" to Thessalonica sharing the Good News about Jesus Christ. Have students give ideas how they can share the truth about Jesus. Punch two holes for yarn to hang their missionary sandal.

- ☐ **Spreading the Good News Sailboat: (Last week's 1TH01ECGF13 and 1TH02ECGF8)** Materials needed: Styrofoam trays, straws, clear mailing tape, construction paper or colored paper in the form of a triangle (6" x 9"), memory verse and picture. Put a hole in the center of a tray. Cut out the sail and glue last week's memory verse and the GF8 colored picture onto the sail. Tape a straw to the sail. Tape clear mailing taper over the middle of the tray and poke a hole in the middle of the tape. Fasten the straw sail through the mailing tape and hole in the tray and tape the bottom of the tray and straw to secure it. Review how Paul, Silas, and Timothy "sail, sail, sailed" to distant places so that they could share the Good News about Jesus Christ. Remind the students what the Gospel message is--man is justified through faith in Jesus Christ. Have them give ideas about how they can share the truth about Jesus like Paul did.

- ☐ **Circle Review Game:** Seat children in a circle on the floor. Say the memory verse together several times, with the children clapping the rhythm on their legs. Review the gospel (believe that Jesus died for my sins and put faith in Him). Look at the pictures from last week while reviewing the lesson. Place them on the floor in the middle of the circle along with a picture of a Bible (for repeating the verse) and a picture of a mouth (for sharing the Gospel). Toss a bean bag to a child, and he in turn tosses it on a paper in the center of the circle. If the bean bag lands on a picture, he gets to tell one thing he remembers about the first lesson in Thessalonians. If it lands on the Bible, he shares the verse. If it lands on the mouth, he shares the Gospel. Make sure the teachers get turns, too!

- ☐ **Paul Imitation:** Introduce Paul (a child or teacher who is wearing a funny hat) to the children. Paul asks them to imitate him by saying the verse or doing different actions. Paul should include actions like hopping on one foot, blinking your eyes, scratching your head, wagging your tail, wiggling your nose, hugging a friend, telling your neighbor you are glad to see him, thanking a teacher, loving a baby, working hard (pretend to lift something up high or sew with a needle), and sharing the gospel with the person on your right. Remember how the Thessalonians imitated Paul!


 **Paul Went to Thessalonica Like This...:** This is a silly game of how Daddy washed the car like this..., Jill took her nap like this..., the dog wagged his tail like this..., Jared ate his dinner like this..., Mommy went to the store like this..., or Paul went to Thessalonica like this...! Every time you say “_____ like this...” you add a different action (patting your head, hopping up and down, closing your eyes, etc.) while continuing to do the previous actions. Do about three or four actions together before starting over again. Let children take turns leading. Repeat “Paul went to Thessalonica like...” several times.


④ **Sewing Center: (1TH02ECGF4)** Purchase children's sewing cards or make some for class from the GF4 picture. Glue the picture onto sturdy cardboard and cover with clear contact paper. Punch several holes around the outside of the picture with a paper punch. Tie a shoestring or heavy piece of yarn through one of the holes. Make sure the other end of the string has tape wrapped around it to make a firm tip. Have the children string the yarn through the holes. Talk about Paul being a tent maker and how he would need to sew sections of a tent together.



Book:

Presentation Ideas -

 Show the **1TH02ECGF1**, **1TH02ECGF2**, **1TH02ECGF3**, **1TH02ECGF4**, and **1TH02ECGF5** pictures as you tell the Bible Adventure. Keep the pictures for review in future lessons.

 **Thessalonian Church and People:** A shoebox with a door that opens has been decorated to make a Thessalonian church for each preschool classroom. See the Hook section for an idea of how to make more people to be added to the Thessalonian church.

Finger Play:

Walking or riding a donkey	<i>(Hold reins with both hands in front.)</i>
Or sailing through waves up and down.	<i>(Make wave motions.)</i>
Paul told the people of Jesus,	<i>(Point to children.)</i>
Traveling in cities and towns.	<i>(Wave to people.)</i>

Bible Adventure for 2's & 3's-

(Show the review 1TH01ECGF3 picture.) Paul, Silas, and Timothy were on a second missionary journey going across land (*walk, walk, walk*), across the sea (*sail, sail, sail*), and on to Thessalonica (*walk, walk, walk*). Paul was forced to leave the city of Thessalonica when some angry Jews caused trouble. Timothy stayed in Thessalonica and helped the new Christians start a church. He was glad to see how the people had turned from worshiping idols to serving the living and true God. Later, Timothy found Paul to tell him how the Thessalonian Christians were telling everyone around them the good news about Jesus. This news brought Paul great joy!

(Show the 1TH02ECGF1 picture.) Paul wrote a letter to encourage the Thessalonians. *(Point to the crowd of people following Paul.)* He thanked them for imitating their teachers *(point to Paul)* Paul, Silas, and Timothy. He thanked them for imitating Jesus Christ. *(Point to Christ.)* The new Christians in Thessalonica were following God and His Word. Paul knew it wasn't easy for them. Every time a new church had been started, angry Jews tried to stop the people from believing in Jesus. Sometimes, the new Christians' own friends and neighbors didn't want them believing the message of Jesus Christ. Becoming a Christian would be hard for the people in Thessalonica.

(Show the 1TH02ECGF2 picture.) Paul wanted to be sure that the Thessalonians knew how much he loved them. Paul cherished the Thessalonians as much as a young mother cherishes her baby. Mothers love their babies as much as they love themselves. They would not let anyone or anything harm their precious babies. Paul felt like that about the Thessalonians. He loved them and missed them very much.

(Show the 1TH02ECGF3 picture.) Paul also wrote that he loved the Thessalonians as much as a father loves his own child. Paul comforted and taught them like a father would. Just as a father teaches his children to be patient and use self-control, Paul taught the Thessalonians to obey God's Word. Even when people were trying to hurt them, and they were sad, Paul encouraged the Christians to keep telling others about Jesus. Paul was very happy to hear about their faithfulness.

(Show the 1TH02ECGF5 picture.) It gave Paul great joy to serve the Thessalonians because he knew that someday Jesus would come back to earth and take all the Christians to live with Him forever in heaven. Paul wanted his Thessalonian friends to be ready for Jesus to come back for them. They needed to be patient while they waited. They needed to stay faithful and wait with joy. Night and day, Paul prayed for his friends that he would see them again. He prayed that their love would increase and overflow for each other and for everyone else, just as Paul's love did for them.

Prayer: Dear God, help me receive the Word of God like the Thessalonians did and want to imitate You like they did. In Jesus' name, amen.

Bible Adventure for 4's, 5's & K-

(Show the review 1TH01ECGF3 picture.) Paul, Silas, and Timothy went on the second missionary journey from Antioch, through Galatia (*walk, walk, walk*), across the sea (*sail, sail, sail*), and on to Thessalonica (*walk, walk, walk*).

(Show the review 1TH01ECGF6 picture.) As Paul sat down to write a letter to the Thessalonians, his heart was full of joy and thankfulness as he remembered his friends. Paul wrote, "We always thank God for you because when you heard the Word of God from us, you accepted it and turned from idols to serve the living and true God. You believed in Jesus even though the Jews were trying to hurt you for your faith. We know that you belong in God's family because you are telling everyone around you the good news about Jesus."

(Show the 1TH02ECGF1 picture.) "You are imitating us (*1 Thessalonians 1:6*) in the same way that we are imitating Jesus Christ. You are following us, and we are following the Lord Jesus. It is a good thing for you to do what we do, because we are following God and His Word. Just as we Jews turned from following Jewish rules to be right with God, you Gentiles have turned from worshiping idols to serve the true and living God. You are imitating all of the other churches that are full of Gentiles and Jews. Every time a new church has been started, there have been angry people who have tried to stop them from believing in Jesus."

(Show the 1TH02ECGF2 picture.) Paul wanted to be sure that the Thessalonians knew how much he loved them. He wrote, "Silas and Timothy and I were gentle among you while we were with you. Do you remember? We cherished you as much as a young mother cherishes her baby." Mothers love their babies as much as they love themselves. They would not let anyone or anything harm their precious babies. Paul felt like that about the Thessalonians. He loved spending time with them and missed them when he had to leave.

(Show the 1TH02ECGF3 picture.) Paul said, "Not only did I cherish you like a mother, but I comforted and instructed you like a father. While I was in Thessalonica, I wanted to make sure that you were following God's instructions. As a father teaches his children to be patient and use self-control, so I taught you to obey God's Word. I also comforted you when you got discouraged. Even though people were trying to hurt you, and that made you sad, you were faithful to keep telling your friends about Jesus. It makes me very happy to hear about your faithfulness."

(Show the 1TH02ECGF4 picture.) Paul remembered how hard he and Silas and Timothy had worked all day to get money to buy food for themselves rather than asking for money from the Thessalonians. They worked at jobs all day and then spent their evenings preaching and teaching about Jesus to the Thessalonians. They didn't mind working night and day because they loved Jesus so much and they loved the Thessalonians.

(Show the 1TH02ECGF5 picture.) It gave Paul great joy to serve the Thessalonians because he knew that someday Jesus would come back to earth and take all the Christians to live with Him forever in heaven. Paul wanted his Thessalonian friends to be ready for Jesus to come back for them. They needed to be patient while they waited. They needed to be faithful to wait with joy.

Paul wrote in his letter, "Please don't think that because I haven't come back to visit you that I don't care about you or have forgotten you. My heart longs to be with you, but every time I have tried to come to Thessalonica, something has stopped me. I have tried to see you several times, but I have not been able to. That is why I am writing this letter, so that you will know how much I love you."

Next week, we will learn more about what Paul wrote in his first letter to the Thessalonians he loved.

Prayer: Dear God, help me receive the Word of God like the Thessalonians did and want to imitate You like they did. In Jesus' name, amen.



Look:


- Aim Questions:** If you brought in several career hats, the questions can be placed under them. Ask for a specific career hat for the appropriate question.
 - Snacking Grahams and Prayer:** Ask children to decorate graham crackers with frosting tubes, making heart shapes and other simple designs as they imitate you. Talk about how much Paul loved the Thessalonians and how they imitated him in loving Jesus and telling others about Him. Pray for people you want to share the Gospel with. Pray that they would imitate Jesus.
 - Transition Idea:** Mimic or copy the teacher while moving from one area to another. Easy actions could include: flutter the fingers, exaggerate each step by lifting the knees high, walk backwards, tiptoe, crawl.
 - Follow in Paul's Footsteps: (1TH02ECGF9)** Copy as many GF9 footprints as you need on cardstock paper to make a path of footprints on the floor around the room (attach with double-sided tape). In today's Bible Adventure the children will review and learn that Paul walked and traveled in many ways to share the good news of Jesus. After the story, let the children follow in Paul's footsteps, pretending to walk to Thessalonica. Paul shared the good news to many people in many different locations. We should do the same thing. Share Jesus with others at the store, at the park, at school, at home, with friends. Pray to be a good apostle like Paul was.
-
- "Following Jesus" Activity Sheet: (1TH02ECGF1, 1TH02ECGF7, and last week's 1TH01ECGF13)** Color the picture of Paul following Jesus and others following him. Add pieces of colored construction paper, fabric, GF7 footprints, and last week's GF13 memory verse. Review how Paul put his faith in Jesus and then went on his second missionary journey to share the Gospel with the people in Thessalonica. When they believed in Jesus, they began sharing with others.
 - Sharing in Your Neighborhood: (1TH02ECGF10 and 1TH02ECGF11)** Let each child color a house in the GF10 neighborhood to look like his own house and one of the GF11 children to look like himself. The younger children can glue their own child to the page. Older children can tape their picture of the child on a popsicle stick. Before class, cut several slits on the neighborhood map and let the children put the stick through the slits as they pretend to tell their friends and neighbors the Gospel or invite them to church. Place a heart sticker on each house, showing the children's love for the people who live there.
 - What Am I Doing Now? (1TH02ECGF12 and 1TH02ECGF13)** Seat children in two rows. Pull a child's name out of a bag and assist him in imitating the picture he pulls out of the Bible that is in your lap. Use pictures included in this lesson. The child who guesses it right after raising his hand and being called on is the next one to imitate an action.
 - Gospel Sharing Game:** Divide the children into pairs and seat them on the floor facing each other with their legs crossed. Give each pair a 2-ring plastic piece of pop-can rings, each holding onto one ring while leaning forward and backward, like a rocking boat. Sing the following song to the tune of "Row, Row, Row Your Boat" as the children "rock" in their boats.


Row, row, row the boat across the big, wide sea.
Merrily, merrily, merrily, we share, the Gospel everywhere.

Repeat several times; then stand up, and change the words and actions to the following:


"Drive, drive, drive the car all around the town..." (hands on a steering wheel)
"Walk, walk, walk your feet all around the town..."
"Climb, climb, climb the mountain. Lift your feet up high..."
"Hop, hop, hop your feet to your neighbor's house..."
End with your hands like a megaphone while saying "Jesus died for your sins."
 - Paul and Silas Preaching:** To the tune of "London Bridge," sing the following words:
Paul and Silas preached the Word, preached the Word, preached the Word.
Paul and Silas preached the Word; they shared the gospel.
As you gather several children "under the bridge," ask them to share the gospel or the verse.
 - Imitation Finger Painting:** Provide paint shirts for children and cover the table with a shower curtain or plastic cloth. Paint shirts are available in the Children's Workroom. Have wipes available. Divide

children into pairs. Place a piece of paper in a tray for each pair. One child in each pair makes a design with the paint and his partner tries to copy it. Talk about how Paul imitated Jesus and the Thessalonians imitated Paul. You may use prepared chocolate pudding in place of finger paint or pudding in a plastic bag.

 **Missionary Visit:** If you didn't invite a missionary last week, you might this week. Ask them to tell of their experiences and times when they "imitated" Paul and went to another country to tell about Jesus. Talk about people who believed in Jesus and turned from idols to serve the living God.

 **Rhyming Review:** Tell the children you are going to read the following rhyme to them two times. The first time they should listen carefully because the second time they are going to help you read it. Read the rhyme through once, emphasizing the rhyme combinations. On the second reading, stop before completing a rhyme and allow the children to say the rhyming word.

Paul would walk. . . and Paul would talk.
He traveled by land. . . over hot desert sand.
On the water he did float. . . he sailed by boat.
Everywhere Paul went. . . he sewed a tent.
About Jesus he told. . . but some people were cold.
These were angry Jews. . . when they heard the good news.
But others believed. . . which made Paul relieved.
The Thessalonians he did love. . . a love from above.
He loved them like a mother. . . and wanted them to love one another.
He went to the bother. . . of teaching them like a father.
Their love for Paul was deep. . . and the faith they did keep.
To everyone who believed, girl and boy. . . this brought Paul much joy.

 **Dance with a Partner:** (Imitation game) Help the children choose one or two partners. Have them stand and look at each other. Chant a little song that tells them ways they can move together. As the children get used to working with partners, add more couples to the group.

Clap, clap, clap your hands	Lift, lift, lift, your feet
Clap your hands together.	Lift your feet together.

Shake, shake, shake your hands	Flap, flap, flap your arms
Shake your hands together.	Flap your arms together.

Smile, smile, smile, smile	Snap, snap, snap your fingers
Smile to each other.	Snap your fingers together.

Squat and stand, squat and stand	Jump and land, jump and land
Squat and stand together.	Jump and land together.

Touch your toes, touch your toes	Spin around, spin around
Touch your toes together.	Spin around together.

Songs:

 **1 Thessalonians 2:13 Memory Verse Song** (tune: "One Little, Two Little, Three Little People")

When you received the Word of Go-od
From us, you ac-cepted i-it.
First Thessalonians two, thirtee-een
First Thess-a-lon-ians.

 **First Thessalonians Theme Song** (tune: "O-B-E-Y")

The theme for First Thess-a-lo-ni-ans
Is com-men-da-tion a-and cau-au-tion.
Commendation means "good job" for o-bey-ing God's Word,
And caution to remember all you've heard.



Took:


- Tent Repair: (1TH02ECGF4)** Materials needed: GF4 picture, glue sticks, crayons, small little pieces 1" x 1" of different fabrics. The children will learn that Paul worked hard repairing tents during the day and worked hard at night sharing Jesus with people. Today the children can use the small piece of fabric to patch up their tents as Paul did. Review that it is good that their daddies and mommies share Jesus while they are at shopping, at home, and even when they are at work, just like Paul did.
- Missionary Headbands: (Last week's 1TH01ECGF13 and 1TH01ECGF14)** Talk about the gospel message that Paul shared and about sharing it wherever you go. This is imitating Paul! Paul loved the people in Thessalonica. Assist the children in drawing a heart, gluing the GF13 verse, and the GF14 "I am a missionary" label to two lengths of colored construction paper that have been stapled together. Put the child's name on his band and adjust it to fit, adding tape to close it.
- Take the Tears off the Face:** Draw a large circle on butcher paper and hang it on the wall at the children's level. Cut out circles for eyes, a nose, a sad mouth, a happy mouth, and many tear shapes to stick on the face. Today the children will learn that having faith in Jesus makes a person happy because their sins are forgiven. Stick all the tears and the sad mouth on the face with tacky tape. Give the children examples of a sad situation in which a child is disobeying, and then ask them to give an answer how Jesus would want him to change this situation to make it happy. When a child answers with a correct response, allow him to take a tear from the face. The last child to answer can take the sad mouth and put the happy mouth in its place. Having faith in Jesus can help us have smiles on our faces.
- Preschool Page for Parents: (1TH02ECPPP)** Send a page home with each child, encouraging parents to reinforce the Bible truths at home. Spend a few minutes before the children go home creatively reviewing the song and memory verse.



The Thessalonians wanted to follow Paul's example and follow Jesus Christ.



Paul loved the Thessalonians as much as a mother cherishes her baby.




Paul comforted and instructed the Thessalonians like a father.




Paul worked hard mending tents while he was in Thessalonica.



Paul told the Thessalonians that Jesus would come back for them.








We want all of the people in our neighborhood
to hear the Gospel of faith in Jesus Christ.








**What am I
doing now?**




What am I doing now?



Preschool Page for Parents

Extended Bible School Training in the Home

June 3, 2001
1 Thessalonians Chapters 2-3



This is what I learned today!

Today we learned how much Paul loved the Thessalonians. When trouble was started by some angry Jews in Thessalonica, Paul was forced to leave town. He traveled to other cities, but he always prayed for the Thessalonians to stay strong in their faith. When he learned they were telling others about Jesus, he was filled with joy. He wrote to tell them that he loved them like a mother or father would love them. He wanted to protect them and teach them more about Jesus. Paul knew there were Jews who were trying to hurt the Thessalonian Christians because of their faith in Jesus. He wrote to encourage them to stay strong in their faith. They needed to be patient and faithful to wait with joy.

Today's Memory Verse

When you received the Word of God...
from us, you accepted it.
1 Thessalonians 2:13

Gospel Sharing Game



Divide the family into pairs and seat them on the floor facing each other with their legs crossed. Give each pair a 2-ring plastic piece of pop-can rings, each holding onto one ring while leaning forward and backward, like a rocking boat. Sing the following song to the tune of "Row, Row, Row Your Boat" as the children "rock" in their boats.

Row, row, row the boat across the big, wide sea.
Merrily, merrily, merrily, we share, the Gospel everywhere.
Repeat several times; then stand up, and change the words and actions to the following:

"Drive, drive, drive the car all around the town..."

"Walk, walk, walk your feet all around the town..."

"Climb, climb, climb the mountain. Lift your feet up high..."

"Hop, hop, hop your feet to your neighbor's house..."

End with your hands like a megaphone while saying "Jesus died for your sins."

1 Thessalonians 2:13 Memory Verse Song
(tune: "One Little, Two Little, Three Little People")

When you received the Word of Go-od
From us, you ac-cepted i-it.
First Thessalonians two, thirtee-een
First Thess-a-lon-i-ans.

* For tunes to songs, ask about the preschool tape.

1TH02ECPPP



The Thessalonians wanted to follow Paul's example of following Jesus Christ.