

May 27, 2001  
Early Childhood  
Paul Wrote a Letter to the Thessalonians.

1 Thessalonians 1  
1TH01EC

**Memory Verse:**

1 Thessalonians 2:13: When you received the Word of God... from us, you accepted it.

**Aim Questions for 2's & 3's:**

1. In today's Bible Adventure, who wrote a letter to the Christians in Thessalonica? *(Paul.)*
2. Who did Paul and Silas ask to join them on Paul's second missionary journey? *(Timothy. Show the 1TH01ECGF3 picture.)*
3. Who had to leave the city of Thessalonica when angry Jews started a fight? *(Paul.)*

**Aim Questions for 4's, 5's & K:**


1. Who wrote the letter to the Thessalonians we learned about today? *(Paul.)*
2. What happened when Paul and Silas preached about Jesus at Thessalonica on their second missionary journey? *(Some people believed in Jesus, but other angry Jews stirred up a big fight.)*
3. Did some Jews and Gentiles believe the Gospel in Thessalonica and have faith in Jesus? *(Yes. Say the memory verse.)*

**Key for symbols:**


- This box symbol represents ideas that can be used for two-year-olds through kindergarten. Please remember to slow down the pace for two-year-olds and keep the pace moving for five-year-olds.
- ② This symbol represents ideas that are best used for two- and three-year-olds.
- ④ This symbol represents ideas that are best used for four-year-olds through kindergarten.


**Hook:**

- "Paul's Two Journeys" Activity: (1TH01ECGF7)** Give each child two pictures (one of Paul writing a letter after his first missionary journey to Galatia and one of Paul writing a letter after his second missionary journey to Thessalonica) from the GF7 page. Let the children color their pictures while you introduce the name Thessalonica to the children. The children can tape their two pictures back to back on a craft stick or plastic knife and hold up the appropriate side as they sing the following words to the tune "Ring Around the Rosie."  
Missionary journey. Missionary journey.  
Galatia! Galatia! (Thessalonica)  
Paul did go!
- Paul Sails During Second Missionary Journey:** Bring in a tub partially filled with water. Place the tub on a waterproof tarp. Provide various sizes and shapes of boats. As the children are playing, talk about Paul going on a second missionary journey and traveling in a boat over water for part of the trip. What kinds of boats are there? (Ferries, motorboats, canoes, cargo ships, aircraft carriers.) What kind of boat do you think Paul traveled in? (One with sails.) Why? Can they make "wind" to blow the boats across the water?

 **Tracing Paul's name: (1TH01ECGF8)** Materials needed: Crayons, GF8 activity page with Paul's name outlined in dots. Today the children will learn that Paul wrote a letter to the Thessalonians as he did also to the Galatians. Review with the children that this is the same Paul that wrote that letter. Have them trace the letters of his name with a crayon over the outlined dots of his name.

---

 **Building Churches Center:** Place several pieces of paper on the floor or large table with names of towns that Paul had visited in Galatia. Set a pile of blocks near each town named. Have the children make a church building with the blocks by that town's name. Explain how Paul started churches at different towns in Galatia and then got to go back and visit his friends on his second missionary trip. Toy people, animals, and vehicles can be used to travel between the church buildings in the towns of Galatia.

 **Galatians Review: (1TH01ECGF9)** "In today's Bible Adventure, Paul gets to go back and see his Christian friends in Galatia. Paul loved his friends and showed it by writing them a letter. We just finished reading his letter to the Galatians last week. We aren't old enough to write letters yet but we can do something loving for our friends." Using the GF9 picture, blue and white tempura paints, and cotton balls, decorate the picture by dabbing the cotton balls in the paint and coloring the clouds white and the sky blue. Leave the rest of the picture uncolored. Give the picture to a friend. Sing "Do You Know Who Jesus Is?" as a reminder of what the Gospel message is.

**"Do You Know Who Jesus Is?"** (tune: "Do You Know the Muffin Man?")

Do you know who Jesus is, Jesus is, Jesus is?

Do you know who Jesus is?

I'll tell you who He is.

Jesus is God's only Son, only Son, only Son.


Jesus is God's only Son.


He came for everyone.


Jesus came to save our sins, save our sins, save our sins.

Jesus came to save our sins,

Because He loves us so.

 **Phone Center:** Bring several toy phones into the classroom and have students act out calling friends and loved ones to share the gospel with. They can also pretend they are sharing with friends at school, on the playground, sharing over lunch with a neighbor, etc. Sing "Do You Know Who Jesus Is?" in the following way. One child sings "Do you know who Jesus is?" and the next child sings "Yes, I know who Jesus is." The first child sings again "Do you know who Jesus is?" and the second child says "I'll tell you who He is." Continue the play with other verses of the song.

 **Happy Believers:** Ask children to cover a large piece of butcher paper with round happy faces. Add a few sad faces, too. While coloring, talk about the response Paul got when he traveled on his missionary journeys when he shared the gospel of Christ dying on the cross for their sins. Some people believed in Jesus, and some didn't and even tried to send Paul away and hurt him. Use this poster on the wall later when you do a Missionary March.

 **Map Stamp:** Draw a map on a large piece of butcher paper. (Remember you don't have to have it perfect!) Let children stamp happy faces (available in the children's office or in a craft or stamp store) all over the map where Paul shared the gospel. Then ask the children to close their eyes or turn their heads while you place a "P" for Paul on the map somewhere. They turn around and try to find Paul. Where in the world is Paul now?!

④ **Letter Tracing Center: (1TH01ECGF10)** Provide the children with papers showing the name "Thessalonica" printed in large letters. Using pencils or markers, have the children trace the letters of the word. In today's Bible Adventure, Paul travels to a city named Thessalonica. If a map is available, the children can look for the city by the letters they have just been tracing.

④ **Surprise Bag:** In a large travel or athletic bag, place several items you might take on a missionary trip with Paul (pillow, shampoo, Bible, apple, gum, shoes, toothbrush, etc.). Also add a few "foolers" (toy, hammer, light bulb, etc.). The children take turns pulling an item out of the bag and telling how a missionary might use this item. If they pick a "fooler," it is time for everyone to laugh.



## Book:

### Presentation Ideas -



Show the 1TH01ECGF1, 1TH01ECGF2, 1TH01ECGF3, 1TH01ECGF4, 1TH01ECGF5, and 1TH01ECGF6 pictures as you tell the Bible Adventure. Keep the pictures for review in future lessons.



**Thessalonian Church and People:** A shoebox with a door that opens has been decorated to make a Thessalonian church for each preschool classroom. In today's Bible Adventure, the children will learn how Paul went out to spread the good news of Jesus to the Thessalonians. A group of true believers became a church. This visual aid can be used in the Bible Adventure and then later. Allow the children time to play with the church and paper dolls after the Bible Adventure today. Each week, more people will be added to the Thessalonian church.



### "Traveling Paul" Finger Play:

Walking or riding a donkey	(Place both hands in front holding reins.)
Or sailing through waves up and down.	(Move hand up and down.)
Paul told the people of Jesus,	(Point to children.)
Traveling in cities and towns.	(Wave good-bye.)

### Bible Adventure for 2's & 3's-

(Show the 1TH01ECGF2 picture.) After Paul wrote his letter to the Galatians, he began his second missionary journey to tell people about Jesus. Paul took a man named Silas with him. (Walk your fingers along the route Paul walked as you say "Walk, walk, walk.") Paul and Silas walked to the towns of Galatia and visited the people who had become Christians. Paul had preached to them on his first missionary journey. Paul hugged his friends. He was glad to see them.

(Show the 1TH01ECGF3 picture.) While Paul and Silas were in Galatia on this second missionary journey, they met a young man named Timothy. Timothy loved God with all his heart and believed in Jesus. Paul invited Timothy to come along with them. They walked. (Walk your fingers along the missionary route.) They crossed the water. (Raise your hand as though forming a sail.) They came to a town called Thessalonica. (Repeat Thessalonica slowly.)

(Show the 1TH01ECGF4 picture.) Paul, Silas, and Timothy went to the Jewish synagogue on the Sabbath (Saturday) to tell the Jews in Thessalonica that faith in Jesus was the only way to be made right with God. Some people wanted to hear more about Jesus. Other Jews became angry about what Paul was preaching. They believed that following the Jewish rules would make them right with God.

(Show the 1TH01ECGF5 picture.) These angry Jews stirred up some men to cause trouble in town. After a big fight started, the angry Jews blamed Paul and said he should be put in jail. Paul knew it was time to leave, but he had a sad heart as he left Thessalonica and traveled from town to town

(Show the 1TH01ECGF6 picture.) After many weeks of wondering how the Thessalonians were doing, Timothy found Paul and told him that God had truly changed the Thessalonian Christians' hearts. They not only believed in Jesus, but they were eager to tell other people about their new lives in Jesus. How happy Paul was to hear the good news.

With a thankful heart, Paul sat down to write a letter to the Thessalonians. In his letter, Paul told his friends how thankful he was that they had turned from idols to serve the living and true God. He knew the Holy Spirit was filling the Thessalonians with joy. Paul was writing his letter to encourage the Thessalonians to keep their faith in Jesus and continue to love one another.

**Prayer:** Dear God, thank You for Paul's letter to the Thessalonians. Help me to receive the Word of God like the Thessalonians did. In Jesus' name, amen.

### Bible Adventure for 4's, 5's & K-

(Show the 1TH01ECGF1 picture.) Paul wrote a letter to the Galatians that talked about how faith in Jesus changes the attitudes of both Jews and Gentiles. On Paul's first missionary journey, he sailed in a boat (raise your hand as though forming a sail, and say "sail, sail, sail") and walked all through the land of Galatia to tell people about Jesus. (Walk your fingers as you say "walk, walk, walk.") Churches were formed in each town as the Holy Spirit changed peoples' heart attitudes.

(Show the 1TH01ECGF2 picture.) After Paul wrote his letter to the Galatians, he began his second missionary journey to tell people about Jesus. Paul took a man named Silas with him. (Walk your fingers along the route Paul walked and say “walk, walk, walk.”) Paul and Silas walked to the towns of Galatia and visited their friends who had become Christians when Paul preached on his first missionary journey. Paul hugged his friends there. He was so glad to see them, and he encouraged them to keep serving the Lord Jesus.

(Show the 1TH01ECGF3 picture.) While Paul and Silas were in Galatia on this second missionary journey, they met a young man named Timothy who loved God with all his heart and believed in Jesus. Paul invited Timothy to come along with them on the rest of their journey. They walked westward toward the sea. (Walk your fingers as you say “walk, walk, walk.”) They crossed the sea. (Raise your hand as though forming a sail and say “sail, sail, sail.”)

Paul, Silas, and Timothy came to a town called Thessalonica. Let's clap the name “Thessalonica.” (Clap your hands as you say each syllable slowly. The accent is on the long “i.” Repeat several times.)

(Show the 1TH01ECGF4 picture.) Paul, Silas, and Timothy went to the Jewish synagogue on the Sabbath (Saturday) to tell the Jews in Thessalonica that faith in Jesus was the only way to be made right with God. For three Saturdays in a row, Paul preached in the synagogue. This news about Jesus was good news to some people, and they wanted to hear more about Jesus. But other Jews became angry about what Paul was preaching. They believed that the Jewish rules, not Jesus, made them right with God.

(Show the 1TH01ECGF5 picture.) These angry Jews went to the center of town and found some bad men who would start a big fight. The bad men started getting everyone in town upset and angry. The Jews who didn't want to believe in Jesus said that Paul was the one who was stirring up the trouble. They said Paul should go to jail. Paul knew that it was time for him to leave town before they put him in jail.

Paul left Thessalonica and went from town to town, but his heart was concerned about the Thessalonian Christians. Would they stay strong in their faith in Jesus even when the Jews were trying to hurt them? Would they get afraid and forget about Jesus? Paul continually prayed for God to help the Thessalonians stay strong in their faith.

Finally, Paul sent Timothy back to find out how the Thessalonians were doing. Timothy came back and said, “The Thessalonians are being faithful to Jesus. They are even telling other people about Jesus, too.” How thankful Paul was to hear the good news.

(Show the 1TH01ECGF6 picture.) Paul sat down to write a letter to the Thessalonians. He wrote, “We always thank God for you because when you heard the Gospel from us, you accepted it and turned from idols to serve the living and true God. You believed in Jesus even though the Jews were trying to hurt you for your faith. You believed and received the Holy Spirit who is filling you with joy. We know that you belong in God's family because you want to tell everyone the good news about Jesus no matter who might try to stop you. We know you are waiting eagerly for Jesus to return and take you to heaven to live with Him forever.”


How thankful Paul was to hear that the new Thessalonian Christians were staying strong in their faith in Jesus. Next week, we will learn more about what Paul wrote in his first letter to the Thessalonians.

**Prayer:** Dear God, thank You for Paul's letter to the Thessalonians about faith in Jesus and how the Holy Spirit changes our attitudes. Help me receive the Word of God like the Thessalonians did. In Jesus' name, amen.





### Look:


- Aim Questions:** Pass out the numbered questions on cards to different children in the story circle. Call the numbers in order, and as each child comes up to have his question read, the teacher hugs him and greets him just as Paul did his friends in Galatia.
- Transition Idea:** Pretend to travel as Paul did when moving from one area to another. Suggestions include: holding reins, galloping, trotting, swaying side to side or up and down as if on waves.
- Snack Suggestion:** Serve blue or green finger Jello to represent water. Place a strawberry half with a blueberry sitting in it on top to represent Paul in a boat.
- Snacks for Traveling:** Bring a large bowl of trail mix and let the children scoop some into their own paper lunch bags to take on their trip to Galatia and Thessalonica. Stop along the side of the road and have lunch, discussing the reaction to the gospel in that area. Stop and share as you teach in a synagogue.


-  **Missionary March:** (*tune: "This Is the Way We Wash the Clothes"*) Do the appropriate actions as you sing the verses to the song. Stop by the happy face poster and say, "Jesus died for your sins. Believe in Him." Stop by Thessalonica and repeat the memory verse together.  
This is the way we pack our lunch, pack our lunch, pack our lunch.  
This is the way we pack our lunch, on a missionary journey.

This is the way we walk the hills, climb mountains, sail the sea, talk about Jesus, hug our friends, wave good-bye, walk the road, sail on the sea, preach in the synagogue, leave town fast...on a missionary journey.

-  **Sail on the Boat: (1TH01ECGF3 and 1TH01ECGF11)** Materials needed: One GF3 picture for each child, a GF11 boat and sail for each child, glue sticks, little pieces of material cut out in different sizes to glue on the picture of the boat and the sail. On Paul's second missionary journey, he and Silas and Timothy walked on the land and crossed the water on a sailboat. Let the children glue the boat on the water as you talk and sing about Paul's missionary journey.
- 

-  **Boat with Sail and Memory verse:** Materials needed: Large white pillowcase or large white towel, the Thessalonians 2:16 memory verse already cut out from felt and pinned or hot glued on to the towel or pillowcase. This will represent a sail from a boat. Add a few dress-up items from the supply room to look like Paul or a sailor on a boat. After the story today, ask the Aim Questions, memory verse, and different questions from the Bible Adventure. Ask the children to raise their hands to answer. When they have the answer, allow them to put the items of clothing on and then walk around the circle, pretending to be Paul on the boat. Paul spread the Word of Jesus so that the people would believe and serve the Lord.

-  **Missionary Friends Game:** Scatter the children around an open space. Play some music while the children gallop, trot, or float around each other. When the music stops, call out number "three" and the children must stand in groups of threes, holding hands. They represent Paul, Silas and Timothy as friends going on a missionary journey. Start the music and the next time the music stops, call out the number "two." The children should be in groups of two and hold hands (Paul and Silas). Change between two and three to encourage the children to choose new people to be in the grouping. Lastly, try a "group" of one (Paul).

-  **Hokey Pokey Game:** Have children circle up and use the following words for the game:  
You put your sandal in *(Put your foot in the circle.)*

You put your sandal out

You put your sandal in and you walk all about

You keep on going and you share the good news.

That's what it's all about!

You put your sailboat in

*(Have children put hands together to make a sail.)*


You put your sailboat out

You put your sailboat in and you sail all about

You keep on going and you share the good news.

That's what it's all about!

*(Repeat with "whole self in and you talk all about.")*

-  **Where Paul Visited:** This could also be a "hook." Divide children into two groups, one to live in Galatia and the other in Thessalonica. Let them color butcher paper for hillsides and houses to tape on the walls in their own corner of the room. Arrange the table and chairs to make it their own town. A teacher could pretend to be Paul and come and share the gospel with them. Also use this set up as all the children put on their Missionary Hats (see below) and sing the following action song to the tune for "Ring Around the Rosie" as they travel from town to town.  
Missionary journey. Missionary journey.  
Galatia, Galatia, (Thessalonica)  
Paul did go!

When the children arrive in Thessalonica, ask them if the people living there listened to Paul share the Gospel. Their response is to recite the verse together. Remind the children of the Thessalonian Christians' faithfulness to the gospel.

- Missionary Sailor Hat: (1TH01ECGF12, 1TH01ECGF13, and 1TH01ECGF14)** Fold the hat as shown (GF12) and let the children color their own, apply stickers, a GF13 memory verse label, and a GF14 "I am a missionary" label. Review the Bible Adventure while folding and coloring, emphasizing Paul's faithfulness to share and the Thessalonians' faithfulness after believing in Jesus.
- Missionary Appreciation Card: (1TH01ECGF15)** Let the children sign a card for a church missionary and show them their picture. Tell the children that our missionaries are telling people about Jesus in \_\_\_ just like Paul did in Thessalonica.
- Missionary Visit:** Invite a missionary to come visit the classroom and tell of some of the experiences they have had telling people about Jesus. Talk about how encouraged they were when people trusted Jesus and were faithful to Him.
- Missionary Game:** Rather than "Duck, Duck, Goose," say "Missionary, Missionary, Paul" (Silas or Timothy) while tapping and chasing Paul around the circle.
- Gospel Telephones:** Give each child two foam cups and about a yard of string. Poke a hole in the bottom of each cup and push one end of the string into the cup. Tie a large knot. Repeat with the other end and the other cup. Children will share their phone with a friend and tell them the same gospel that Paul was telling people everywhere he went. (Jesus died for your sins. Believe in Him.) This is the Gospel that the people in Thessalonica believed!

### Songs:

- 1 Thessalonians 2:13 Memory Verse Song** (*tune: "One Little, Two Little, Three Little People"*)  
When you received the Word of Go-od  
From us, you ac-cepted i-it.  
First Thessalonians two, thirtee-een  
First Thess-a-lon-ians.
- First Thessalonians Theme Song** (*tune: "O-B-E-Y"*)  
The theme for First Thess-a-lo-ni-ans  
Is com-men-da-tion a-and cau-au-tion.  
Commendation means "good job" for o-bey-ing God's Word,  
And caution to remember all you've heard.

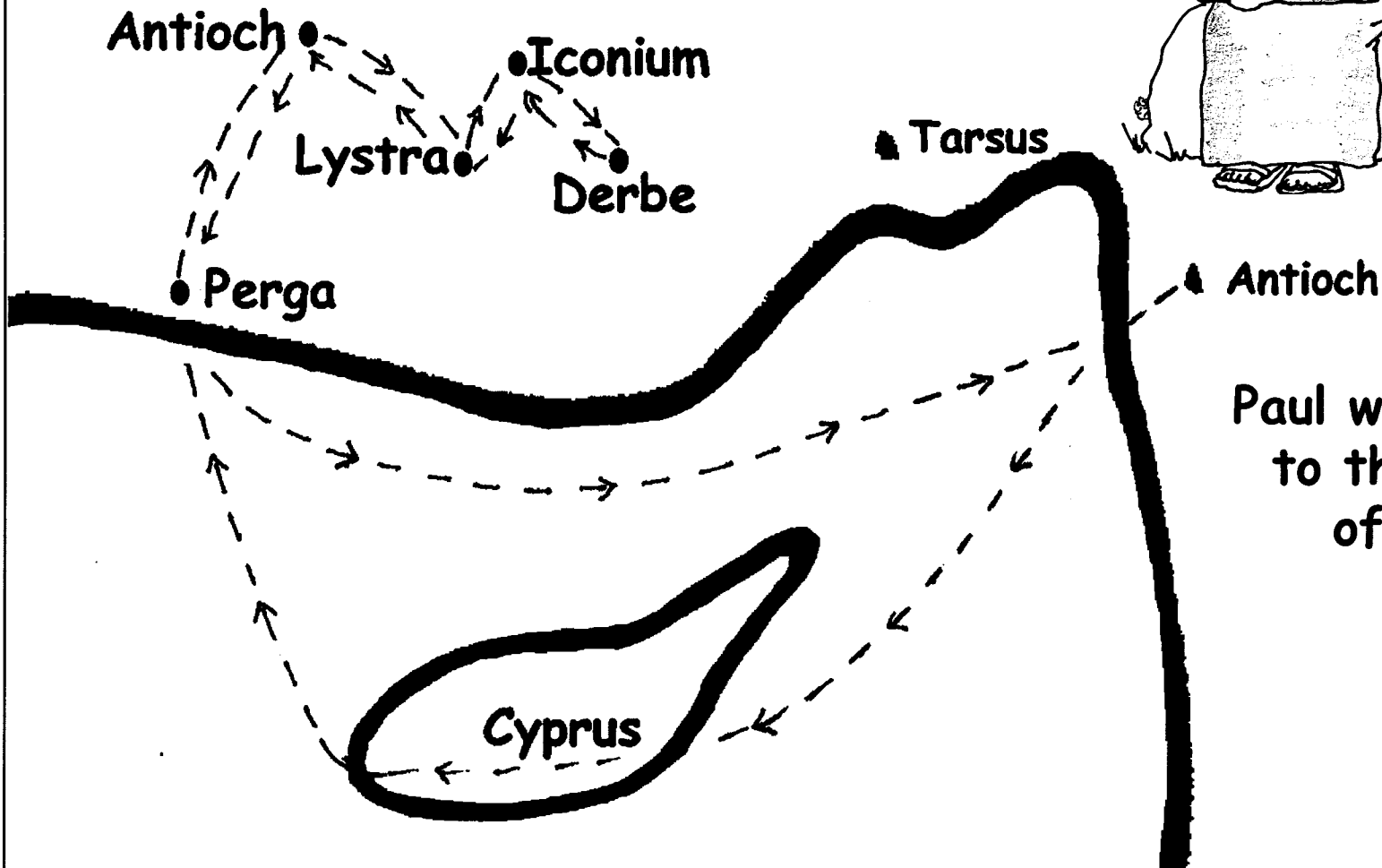


### Took:

- "Tell Others of Jesus" Missionary Reminder:** Materials needed: Dinner-size paper plates, 5" circles of aluminum foil, paper hole punch, 10" lengths of yarn, marker, glue. Print the words "Tell others about Jesus" on the outside edge of each paper plate. Help the children glue the foil "mirrors" to the centers of the plates. Punch a hole in the top of each plate and help the children put the yarn through the hole and tie it to make a hanger. Stickers and the memory verse can also be added to the outside edge of the plate. Encourage the children to hang their mirrors on a bedpost, doorknob, or dresser door knob. The mirror is a reminder to each child to tell others about Jesus.
- Finger Puppet: (1TH01ECGF16)** Using the pattern provided, color and add fabric for clothes, a happy face and yarn for hair or construction paper for a hat. This is Paul walking on the missionary journeys or Timothy walking to see the Thessalonian Christians, or you going to your friends to share the Gospel.
- Trace Paul: (1TH01ECGF6 and 1TH01ECGF17)** Materials needed: One GF6 picture per child of Paul writing a letter to the Thessalonians, crayons, glue sticks, and several GF17 "Dear church" labels per child. Let the children glue their "Dear church" letters to the Thessalonians onto the page. Remind the children how very important it is that we share Jesus with those who do and don't know Him.
- Preschool Page for Parents: (1TH01ECPPP)** Send a page home with each child, encouraging parents to reinforce the Bible truths at home. Spend a few minutes before the children go home creatively reviewing the song and memory verse.

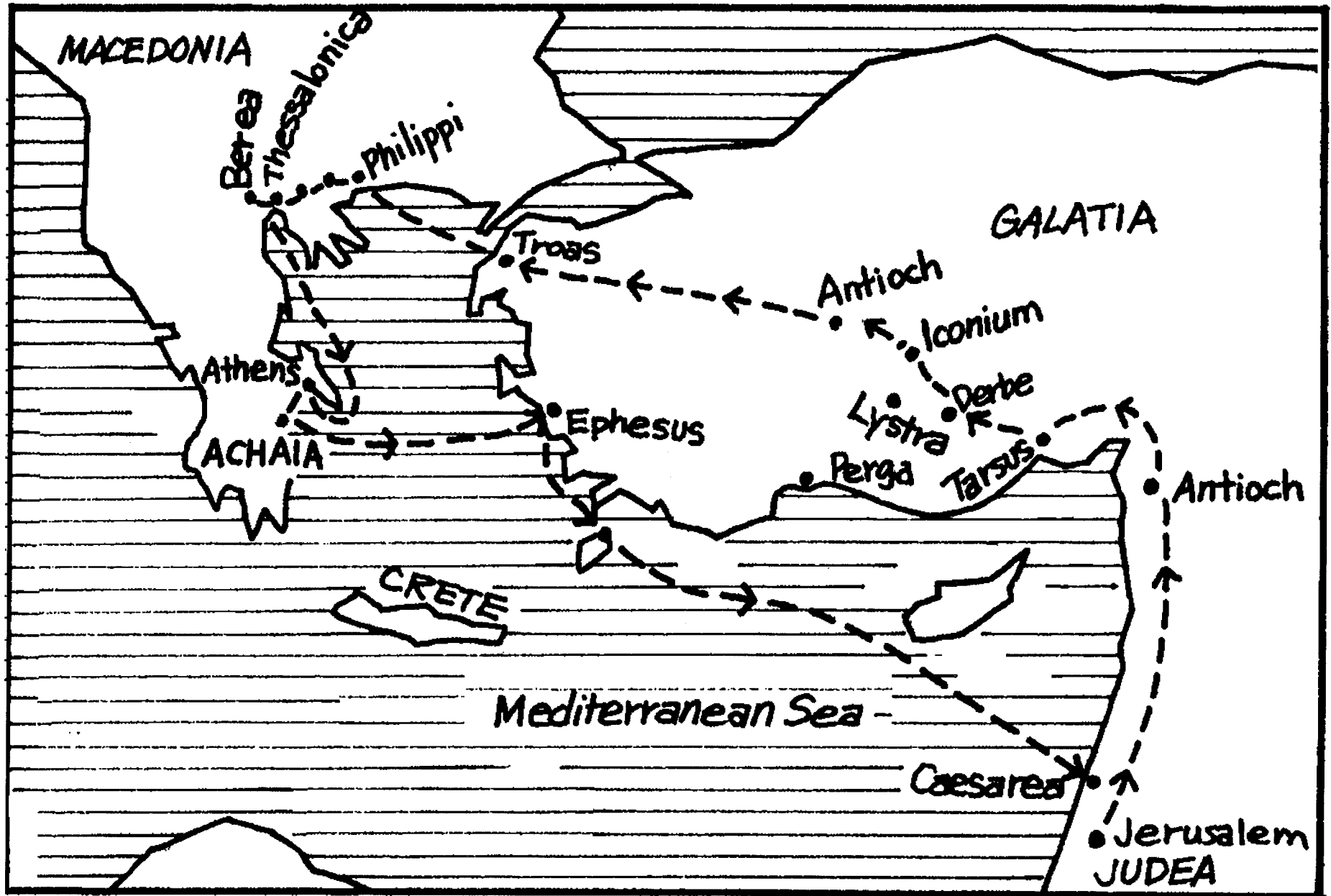
# Paul's First Missionary Journey

## Galatia



Paul wrote a letter  
to the churches  
of Galatia.

# Paul's Second Missionary Journey






Paul and Silas took Timothy with them on their second missionary journey.



Paul preached about Jesus in the Jewish synagogue.








Angry Jews stirred up a fight that made Paul leave town.



Paul wrote a letter to his friends in Thessalonica.

# Paul's Two Journeys Activity



Give each child two pictures (one of Paul writing a letter after his first missionary journey to Galatia and one of Paul writing a letter after his second missionary journey to Thessalonica). Let the children color their pictures while you introduce the name Thessalonica to the children. The children can tape their two pictures back to back on a craft stick or plastic knife and hold up the appropriate side as they sing the following words to the tune "Ring Around the Rosie."

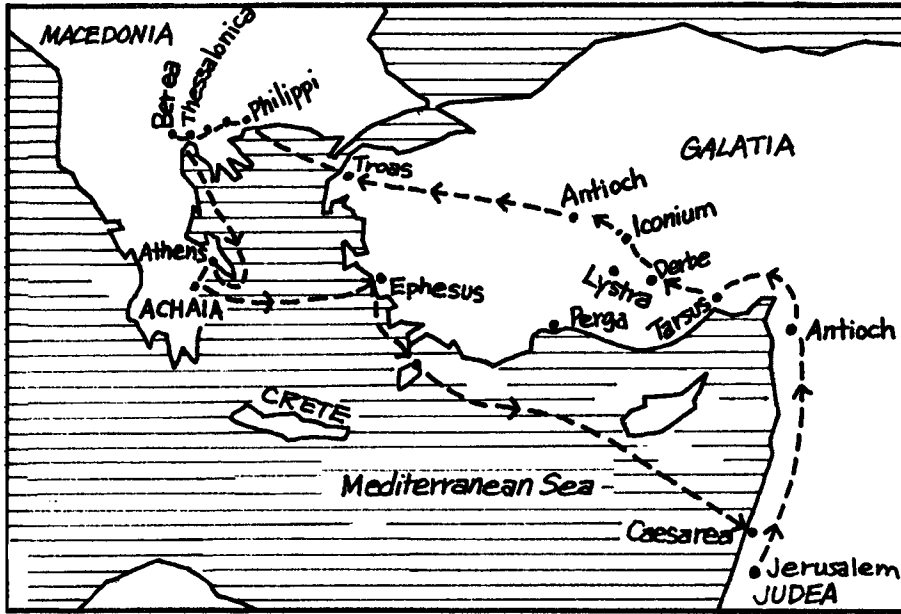
Missionary journey. Missionary journey.  
Galatia! Galatia! (Thessalonica)  
Paul did go!

# TRACE PAUL'S NAME



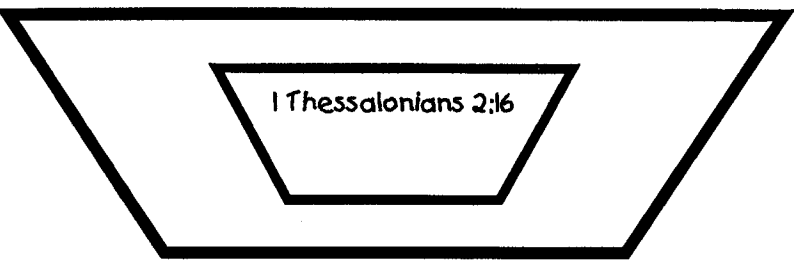

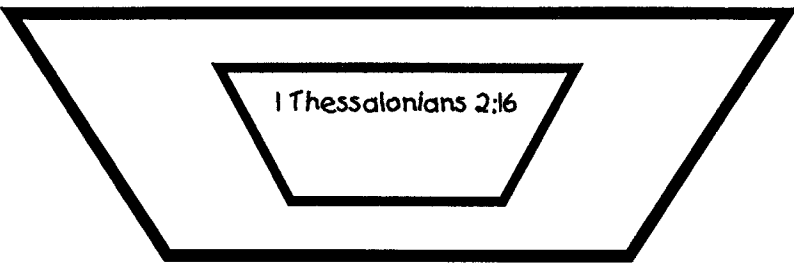


Faith in Jesus is the only way to be right with God.



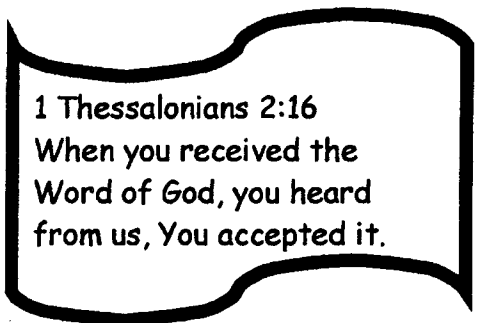
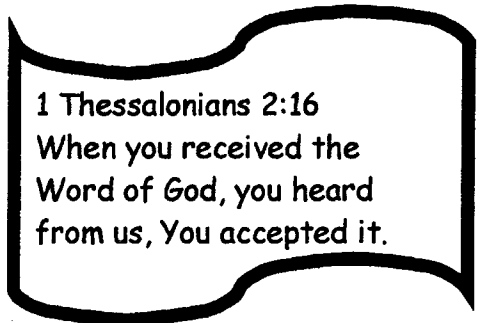
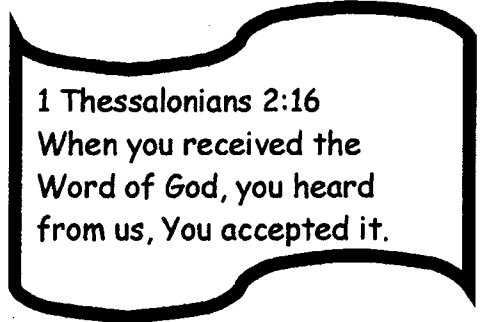
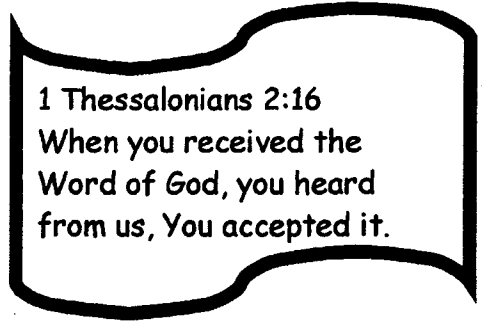
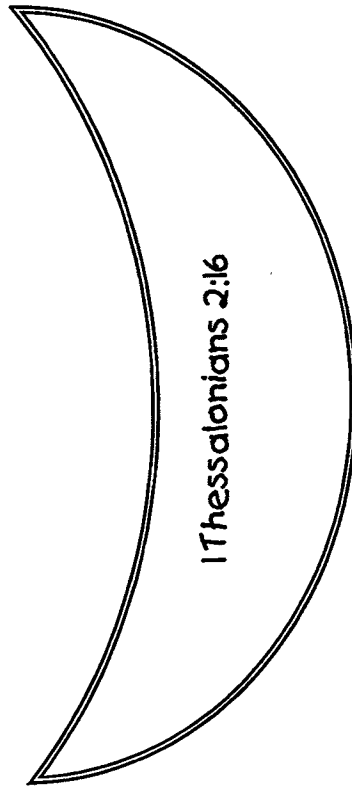
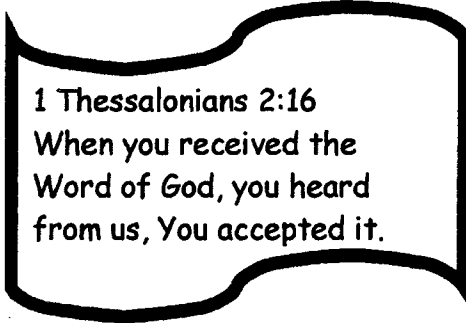
Timothy, Paul, and Silas

messianic



# Paul's Boat

## Sails for PAUL'S boat



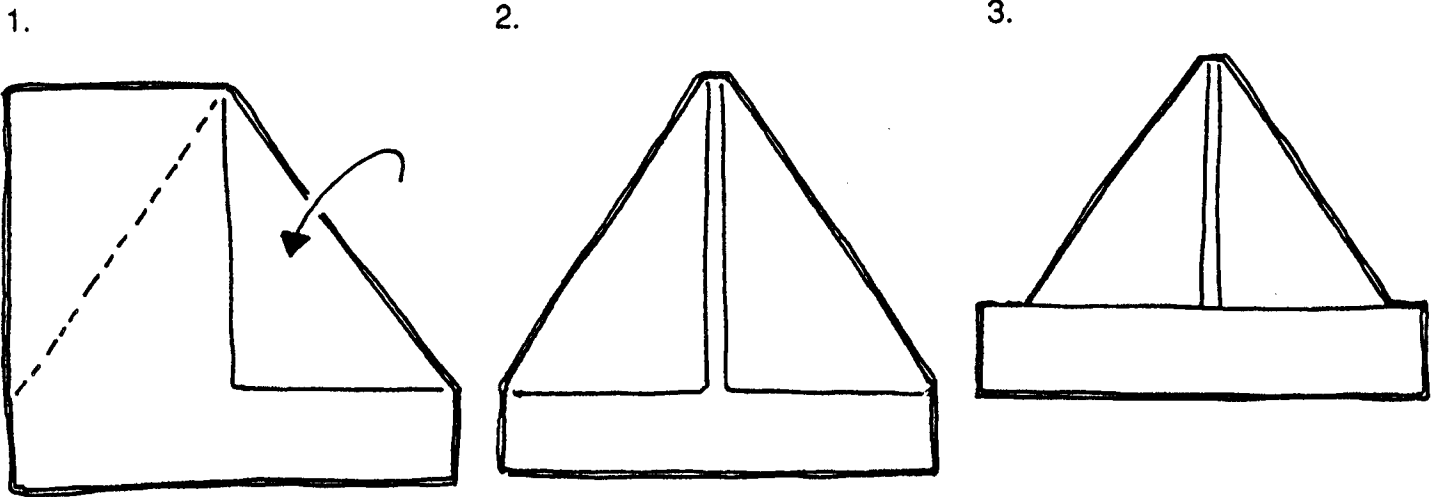
# Missionary Sailor Hat

## Materials:

White construction paper (11" x 17")  
Stapler

## Directions:

1. Fold the paper in half with the open end at the bottom.
2. Fold down the right and left corners leaving a 1" space between corners.
3. Fold up the front and back 1½" to meet the corners.



Finger Puppet Sample





I am a missionary!

I am a missionary!

I am a missionary!

I am a missionary!

I am a missionary!

I am a missionary!

I am a missionary!

I am a missionary!

I am a missionary!

I am a missionary!

I am a missionary!

I am a missionary!

I am a missionary!

I am a missionary!

I am a missionary!

I am a missionary!

I am a missionary!

I am a missionary!

I am a missionary!

I am a missionary!

I am a missionary!

I am a missionary!

I am a missionary!

I am a missionary!

I am a missionary!


I am a missionary!

I am a missionary!

I am a missionary!

I am a missionary!

I am a missionary!




for telling others  
about Jesus!



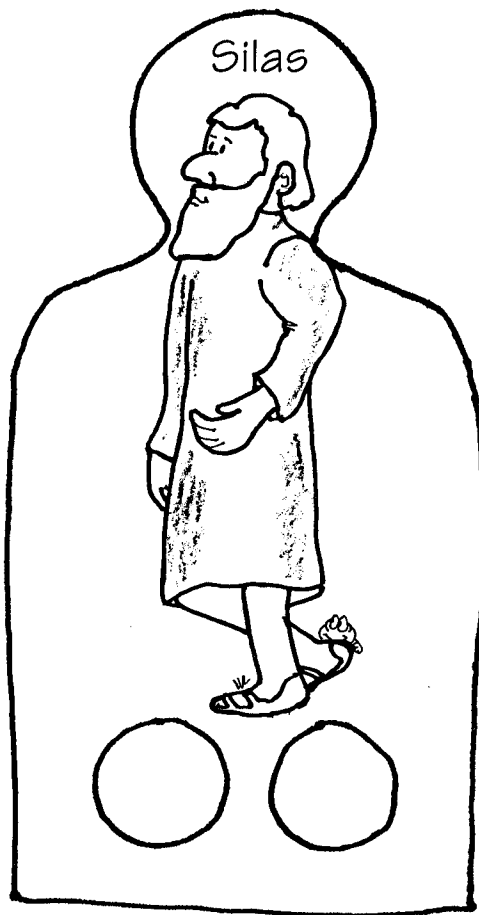


Thanking  
God for  
you!

Thank  
you...



Finger Puppet (See sample on 1TH01ECGF12 page)



Dear  
Church

Dear  
Church

Dear  
Church

Dear  
Church

Dear  
Church

Dear  
Church

Dear  
Church

Dear  
Church

Dear  
Church

Dear  
Church

Dear  
Church

Dear  
Church

Dear  
Church

Dear  
Church

Dear  
Church

Dear  
Church

Dear  
Church

Dear  
Church

Dear  
Church

Dear  
Church

Dear  
Church

Dear  
Church

Dear  
Church

Dear  
Church

# Preschool Page for Parents

Extended Bible School Training in the Home

May 27, 2001  
1 Thessalonians Chapter 1



## This is what I learned today!

Today we learned that Paul went on a second missionary journey and took a man named Silas with him. When they visited the Christians in Galatia, they asked Timothy to join them. The three men traveled on to the city of Thessalonica. Paul got into trouble when some Jews in the synagogue didn't like him teaching about Jesus, and they became angry. They wanted to put him in jail. Paul was able to leave town and traveled to other cities. When Timothy finally came to Paul and told him that the Christians in Thessalonica were staying strong in their faith in Jesus, Paul was so happy that he sat down and wrote them a letter.

## Today's Memory Verse

When you received the Word of God...  
from us, you accepted it.  
1 Thessalonians 2:13

## Missionary Walk



Designate one corner of the room as Galatia and another corner as Thessalonica. Put a big number "1" at Galatia and a big number "2" at Thessalonica. Pretend that you are missionaries like Paul, Silas, and Timothy who are walking to these towns to tell people about Jesus. Sing the following words to the tune of "Ring Around the Rosie" as you walk. Hold up one finger as you go to Galatia and two fingers as you go to Thessalonica.

Missionary journey. Missionary journey.  
Galatia, Galatia, (Thessalonica)  
Paul did go! (or, "Here we go!")

1 Thessalonians 2:13 Memory Verse Song  
(tune: "One Little, Two Little, Three Little People")

When you received the Word of Go-od  
From us, you ac-cepted i-it.  
First Thessalonians two, thirtee-een  
First Thess-a-lon-ians.

\* For tunes to songs, ask about the preschool tape.

1TH01ECPPP

# Paul's Second Missionary Journey

