

1 Samuel Verses:

Two- and three-year-old verses: 1 Samuel 3:9b: **Speak, LORD, for your servant is listening.**
1 Samuel 2:30: **Those who honor Me I will honor.**
1 Samuel 16:7b: **The Lord looks at the heart.**

Four- and five-year-old verses: 1 Samuel 3:9b: **Speak, LORD, for your servant is listening.**
1 Samuel 2:30: **Those who honor Me I will honor, but those who despise Me will be disdained.**
1 Samuel 16:7b: **Man looks at the outward appearance, but the Lord looks at the heart.**

Aim Questions for 2's & 3's:

1. **Who was the first king of Israel that did not obey God every time?** (*Saul.*)
2. **Who was the second king of Israel that wanted to honor God by obeying Him?** (*David.*)
3. **Who is in charge of everyone and everything?** (*God.*)

Aim Questions for 4's, 5's & K:

1. **What was the name of God's prophet who spoke God's words to the people?** (*Samuel.*)
2. **Who was Israel's first king?** (*Saul.*)
3. **Who was Israel's second king?** (*David.*)
4. **Which of the three men (Samuel, Saul, and David) honored God by wanting to obey every time, and which of the three leaders dishonored God by disobeying?** (*Samuel and David had hearts that wanted to honor God by obeying Him. Saul wanted to honor himself more than God.*)
5. **Sing the memory verse songs.**

Key for symbols:

- This box symbol represents ideas that can be used for two-year-olds through kindergarten. Please remember to slow down the pace for two-year-olds and keep the pace moving for five-year-olds.
- ② This symbol represents ideas that are best used for two- and three-year-olds.
- ④ This symbol represents ideas that are best used for four-year-olds through kindergarten.

Hook:

Play Dough Center: Have the children use the play dough with cookie cutters to make whatever looks fun. Ask the children, "If we make something with the play dough, can we make it into whatever we want?" Explain that God made us and He can make us into whatever He wants. God chose who would have children (Hannah) and who would be prophets (Samuel) and who would be kings (Saul and David). "God is in charge of our lives because He made us, just as he made the people we have been learning about in the book of 1 Samuel." Another idea is to select something from each week to make out of play dough while you briefly discuss the corresponding Bible Adventure (baby Samuel, a crown for King Saul, a sad face for disobedience, stones that David picked up to throw at Goliath, a cave for God's protection of David, an idol that couldn't help Saul and his enemies).

Samuel Review Pictures: Let children color any of the review pictures mentioned in the Bible Adventure. Tape them on the wall for review later. See "Picture Review with Songs and Questions" in the Look Section. Sing the songs and verses while coloring the pictures.

-
- "God Is in Charge" Megaphone: (1SM07ECGF1)** Materials needed: Card stock megaphone (must be at least that weight), scissors, glue stick, crayons. Let the children color and decorate their megaphones before cutting them out. Staple the sides together. Now they can use their megaphones to yell, "GOD IS IN CHARGE." Remind them that God is in charge of everything and that we must obey God.
 - "God Is in Charge" Straw Flag: (1SM07ECGF2)** Materials needed: Straw, poster board or card stock paper, glue stick. Give each child a GF2 flag to decorate. Tape or staple the flag to a straw. Talk about what "God Is in Charge" means. The children can use these flags while drinking their water at snack time today. Teach them that God is in charge of everything, even sending the rain water that we drink.
 - "Fighting God's Plan" Center:** Put a sign on the wall that says "God's Plan." Tell the children that the classroom needs to be bigger and you need more space. Have the small group line up facing the wall with both hands on the wall. Tell the children that on a signal, they are to push the wall as hard as they can to move it to make the classroom bigger. Give a signal and have them push. Repeat several times. Did they move the wall? No? Explain that it is just as hard to change God's plan. God is in charge and we cannot change or move what He is going to do. Read the sign on the wall. We cannot move or change God's plan.
 - "God Is in Charge of Everything" Tree:** Bring a small artificial tree to class to use as a class decoration and to remind the children that God is in charge of everything as we continue our study into the book of 2 Samuel. Provide colored pictures from catalogs, old calendars, and magazines of things that God has created and is in charge of. Help the children put small Christmas lights on the tree as the rest of the small group chooses pictures or cuts out pictures to decorate the tree. Make a small slit in each picture and have the children push their picture over the small bulb until it reaches the base. Have the children talk about how God is in control of everything He made. Check to make sure that no paper is touching the light bulbs and then plug in the lights.
 - Target Review Center:** Review throwing items at a target and noting how hard it is to hit the exact center of the target on the first throw. Do the children remember who got things thrown at them in the past weeks of Bible Adventure stories from 1 Samuel (David and Goliath)? Talk about who was hit (Goliath) and who was able to get away (David).
-



Book:

Presentation Ideas -

- Show the review pictures that are described in the Bible Adventure. Add or delete any pictures that you want, depending on the ages of the children and the emphasis you choose.
- Throne Activity:** Divide the Bible Adventure into four sections and have four different story characters sitting on the throne chair at the appropriate times. The four characters would be Hannah, Samuel, King Saul, and David. An article of clothing could be worn by each child chosen to portray someone in the story. During the story, call the correct character to sit on the throne to represent the person most prominent in that section of the Bible Adventure. Select your Bible characters before the story begins.

Bible Adventure for 2's & 3's-

The book of 1 Samuel is full of true stories that show how God is in charge of everyone and of everything that happens. God has control over everything that happens to you and me.

(Show the 1SM01ECGF2 picture.) God answered Hannah's prayer, and she became the happy mother of baby Samuel. Oh, how she loved her baby, but she kept her promise to God and took Samuel to live with Eli at the tabernacle. It was at the tabernacle that God called Samuel to be a prophet to the people of Israel. Samuel would tell the people what God told him to say.

(Show the 1SM02ECGF1 picture.) When Samuel was older, the elders of Israel asked Samuel for a king so they could be like all the nations around them. Samuel prayed to God, and God answered that the people of Israel would get a king. God said, "I will give them the kind of king that they want, but he will not be a good king. The people will find out that they have sinned against Me." The people of Israel were refusing to serve God as their king.

(Show the 1SM02ECGF6 picture.) God chose Saul to be the first king of Israel. The Israelite people liked the looks of their new king but Saul did not have a heart to obey God every time. Two times King Saul dishonored God by disobeying Him.

(Show the 1SM03ECGF4 picture.) Samuel went to Saul and said, "God is taking away your kingdom. You will not be king much longer." King Saul still acted as the king, but a boy named David would be the next king of Israel when God decided it was time.

(Show the 1SM04ECGF1 picture.) God chose David as the second king of Israel because David had a heart that wanted to obey God every time. David was young but he was not afraid of the Philistine giant named Goliath. David trusted God and knew that God was stronger than anyone or anything. David was able to kill the giant with only a small stone and slingshot.

(Show the 1SM05ECGF2 picture.) King Saul saw that God was with David, and he became very jealous of David. He wanted to kill him. David had to hide from Saul. He and his men hid in caves in the countryside. God protected David, and Saul was never able to catch him. David honored God by not trying to hurt Saul. David's heart wanted to obey God.

God was in charge of the lives of Hannah and Samuel, Saul and David. God controlled who would be a mother (Hannah), who would be a prophet (Samuel), and who would be the first two kings of Israel (Saul and David). God is in charge of our lives, too. We should want to learn to obey Him—every time.

Prayer: Dear God, I want my heart to honor You by obeying every time, like David. In Jesus' name I pray, amen.

Bible Adventure for 4's, 5's & K-

The book of 1 Samuel is full of true stories that show how God is in charge of everyone and of everything that happens. God has control over everything that happens to you and me.

(Show the 1SM01ECGF6 picture.) After the Judges, like Ehud, Gideon, and Samson, led the Israelites out of their sin cycles, God chose a boy named Samuel to become His prophet leader in Israel. A prophet listened to God and then told people what God said.

(Show the 1SM01ECGF1 picture.) You remember how sad Hannah was because she didn't have a baby. She prayed to God in the tabernacle and made a promise that if God would give her a baby, she would let him serve God in the tabernacle. Eli prayed for Hannah.

(Show the 1SM01ECGF2 picture.) God answered Hannah's prayer, and Hannah became the happy mother of baby Samuel. Oh, how she loved her baby, but she kept her promise to God and took Samuel to live with Eli at the tabernacle. Each year, she would sew a new coat for Samuel and take it to him at the tabernacle.

(Show the 1SM01ECGF5 picture.) One night, as Samuel was sleeping, God spoke to Samuel. "Samuel, Samuel." Samuel thought it was Eli calling him, and three times, Samuel ran to Eli to find out what he wanted. Eli finally said to Samuel, "It is the Lord calling you. When you hear the voice calling you again, say, 'Speak, Lord, for Your servant is listening.'" God always tells the truth, and it is wise to listen to God like Samuel did.

(Show the 1SM02ECGF1 picture.) Samuel grew up as God's prophet and spoke God's words all of his life. When Samuel was older, the Israelite elders came to Samuel and said, "We don't want your sons to lead us. We want a king like all the other nations around us." Samuel's sons were not godly leaders, but the people had the wrong idea about what a good king was.

(Show the 1SM02ECGF2 picture.) Samuel was sad that the elders had asked for a person to be king. He knew that God was in charge of the Israelites, and so he prayed and told God what the elders had said.

(Show the 1SM02ECGF3 picture.) God said to Samuel, "The Israelites are rejecting Me as their King. They are dishonoring Me. I will give them the kind of king that they want, but he will not be a good king. The people will find out that they have sinned against Me."

(Show the 1SM02ECGF6 picture.) God is in charge of kings and rulers, and He told Samuel that Saul would be Israel's first king. Saul was the kind of king the Israelites would choose—very tall and handsome. The Israelites looked at the outside appearance, but the Lord looks at the heart. Samuel anointed Saul's head with oil as the first king of Israel. (Have the children say or sing the 1 Samuel 16:7b memory verse.)

(Show the 1SM03ECGF4 picture.) King Saul did not have a heart to obey God every time. Twice, King Saul dishonored God by disobeying Him a little bit. When God told King Saul to destroy every Amalekite person and animal, Saul let his men keep the best animals alive for themselves. Finally, Samuel said to Saul, "God is taking away your kingdom. You will not be king much longer." God's Spirit left King Saul and went to be with another man who would become king. (Have the children say or sing the 1 Samuel 2:30 memory verse.)

(Show the 1SM04ECGF1 picture.) God chose David as the second king of Israel because David had a heart that wanted to obey God every time. King Saul still acted as the king, but David would be the next king when God decided it was time.

(Show the 1SM04ECGF4 picture.) David was young, and not as tall as King Saul, but he was not afraid of the Philistine giant named Goliath. David trusted God and knew that God was stronger than

anyone or anything. God was with David and helped the stone in his sling go right to Goliath's forehead. Goliath fell face down on the ground, and all the Philistines ran away.

(Show the 1SM05ECGF1 picture.) When King Saul saw that God was with David and not with him, he became very jealous of David. He wanted to kill him. One day, while David was playing the harp, King Saul threw a spear at David.

(Show the 1SM05ECGF2 picture.) David had to hide in caves because Saul was trying to kill him. God protected David every time. David honored God by not trying to hurt Saul, the Lord's anointed king.

(Show the 1SM06ECGF4 picture.) Finally, it was time for Saul to be punished for disobeying God. The Philistines killed King Saul and his three sons on Mount Gilboa. It was time for the Israelites to have a king whose heart wanted to obey God every time. Next week, we will hear about what happened to David, the man who wanted to honor God by obeying.

Prayer: Dear God, I want my heart to honor You by obeying every time, like David. In Jesus' name I pray, amen.



Look:

- Aim Questions:** Tape small review pictures to the outside of business envelopes and place a question inside each. Put the envelopes inside the Bible Adventure circle face up on the floor. Ask a child to find a specific situation by looking at the pictures and give that envelope to the teacher for the question to be read.
- Honor God in Everything Mobile: (1SM07ECGF3, 1SM07ECGF4, and 1SM07ECGF5)** Supplies: One large paper plate per child (cut in the shape of a large heart, six different lengths of string or yarn (from which to hang twelve mobile pictures back to back), tape, glue, GF3, GF4, and GF5 pictures. The pictures represent things that obey and honor God, and ways we can honor God. Trace a star outline on each paper plate and cut out before class (you want the points as big as possible). Poke a hole through the center of the star. Punch out one hole on the end of each point. Have the yarn pieces cut before class, about 8"-10" in length. The center yarn will be shorter. Cut out the GF3, GF4, and GF5 circles (or squares) ahead of time and punch holes to hang them by. For each student, you will need 6 pieces of yarn, one star plate, and 12 circles. Have the children color their pictures. The circles with God's throne/memory verse and the Bible on them should be tied or taped onto the yarn hanging from the center of the star mobile first. Tape these two circles back to back. Place the yarn through the center hole, making sure it dangles higher than the other circles. Explain to the children how God is in charge of everything in the entire world. All creation honors God--the weather, the animals, the stars and moon--and we should honor God, too! God wants us to obey and honor Him in all our daily activities. Have children talk about what that means while you are helping them tie the yarn to the star. Make sure to tape a yarn handle through the center hole along with the God's throne/memory verse and Bible circles in the center. Who honored God from the book of first Samuel (Hannah, Samuel, David)? Deepen the discussion to specific examples of honoring God from each person's life. Younger children can make a simple mobile by hanging less items from a smaller paper plate or from yarn hanging from a clothes hanger.
- Megaphone Cheer:** Supplies: Colored paper, stapler, pictures. Have children color pictures and glue them onto the colored paper. Students can decorate their megaphones by coloring on the paper. Roll each sheet into a megaphone and staple at the seam. When all the children are ready, have them put their megaphones to their lips and cheer last week's "David and God" chant:
David, David, he's God's man.
Saul can't do it. David can.

God, God, He's our King!
He can do everything!
- Bean Bag Review:** Place a masking tape line on the floor with pictures on one side and the children lined up on the other. Read the words on one of the pictures, and then let the children take turns trying to get the bean bag to land on the appropriate picture.
- "God Is in Charge" Chant:** While a teacher makes a statement, using the Aim Questions from lessons one through six, the children respond with "God is in charge!" Ask the children to stomp their feet in rhythm to the words.

Five Smooth Stones Game: Bring five stones or rocks, small enough to fit inside a child's hand. (Be sure to collect all the stones immediately after the game.) Review the story about how David trusted God to win the battle against Goliath even though all the other Israelites were too afraid to fight. Have the children stand in a semi-circle facing you. Hold the five stones in your hand and say the following rhyme:

How many stones did David bring
To put into his little sling?

Count the stones with the children, dropping the stones into your other hand as you count:

1 . . . 2 . . . 3 . . . 4 . . . 5. Then complete the rhyme:

How many stones did it take in all
To make the great, big giant fall?

As everyone calls out "one," give a stone to one child. This child is now "It." "It" steps forward, and with his back to the others, he places the stone in one hand, and clenches both fists. He turns around, chooses one other child, and, holding out his fists, asks, "Which hand has David's stone?" If the child guesses correctly, he is the next "It." Repeat the guessing of which hand, making sure new children are picked each time. When a child guesses incorrectly, the stone is returned to the teacher, and the game begins again with the rhyme. Continue playing until each child has had a turn. Make sure to end the game while it is still fun.

1 Samuel Review Drama: Read the following narrative. Each time the story stops (at the words in parenthesis), the children are to act out the last action they heard. A co-teacher can be helpful in getting the actions started and stopped. Emphasize that voices need to be quiet to hear the story. Start the children evenly spaced and in a standing position.

"Hannah was a woman who loved God, but she had no children. She was sad. (*Sad face.*) She cried. (*Wipe eyes.*) God heard Hannah and blessed her with a baby boy named Samuel. (*Cradle arms.*) Samuel grew. (*Squat down and slowly rise.*) He grew some more. (*Keep rising to standing position.*) He went to live with the priest, Eli. (*Walk in place.*) One night, Samuel was sleeping. (*Lie down on the floor.*) God called Samuel, and Samuel ran to Eli thinking he needed him. (*Run in place.*) It happened two more times. (*Repeat actions two more times.*) It was not Eli calling him, so the next time he heard the voice, he answered. (*Cup hand behind ear.*) It was God calling him! God told him that he would be God's prophet for the people of Israel and say God's words.

After Samuel was grown up, the people came to him asking him for a man to be king over the land of Israel. They said, "We want a king! We want a king! We want a king!" (*Raise fist over head three times.*) Samuel prayed. (*Hands in praying position.*) God showed Samuel who the first king would be. He was very tall. (*Stand on tiptoes.*) His name was Saul. The people of Israel were pleased. (*Clap hands and smile.*) But God was not pleased. (*Frown.*) He was their King. They didn't need a man to be king. God sent thunder and rain on the people of Israel. (*Duck and put up arm for protection.*)

Saul was made king but he did not have a heart to obey God every time. (*Shake head "no."*) Saul disobeyed God. He offered his own sacrifices. (*Point to chest with thumb.*) He didn't get rid of all of the Amalekites as God had told him to do. (*Shake head "no."*) God rejected Saul as king because he would not obey every time. (*Cross forearms in front.*)

God told Samuel to go to Bethlehem. (*Walk in place.*) He looked at the sons of Jesse. There were seven sons, but God was not choosing one of them to be the next king. (*Raise one finger at a time until there are seven.*) God wanted the youngest son. (*Raise littlest finger.*) His name was David. Samuel poured oil on his head. (*Pouring motion.*) David showed that God was with him when he went to see the Philistine army. (*Walk in place.*) They had a giant warrior named Goliath who said mean things about God. (*Stand on tiptoe and reach as high as possible.*) David knew what to do with him. (*Tap head with forefinger.*) He took his slingshot and five stones (*show five fingers*) and swung the slingshot over his head (*swing arm over head*), and the stone hit Goliath right in the middle of the forehead! (*Smack middle of forehead with palm.*) Down went Goliath! (*Fall to the floor.*) God had made David brave and strong.

The people liked David. God had made David strong, and that made King Saul jealous. Saul threw spears at David to try to kill him. (*Stand and pretend to aim and throw spears.*) David had to get away from the castle, so he hid in caves in the country. (*Huddle in a ball on the floor.*) One time, King Saul went into the cave where David was hiding. David didn't hurt the king, but he did cut off a section of the king's robe. (*Use fingers in cutting motion.*) Another time, Saul was sleeping on the ground when David tiptoed up on him and stole his water jug and spear. (*Stand and tiptoe in place.*)

King Saul was mad (*show mad face*) because God kept David safe and the king could never catch him. David finally hid in a Philistine town, but one time while he was gone, the Amalekites came and burned his town. (*Blow on tip of finger.*) God told David to follow his enemy and he would get everything back that had been stolen. David was able to battle with the Amalekites and win. (*Pound chest.*) But Saul had displeased God, and when he battled with the Philistines, he was

wounded with an arrow. (*Grab chest and slowly fall to the ground.*) King Saul died, and David would be the next king of Israel." (*Stand up and cheer.*)

④ **Picture Review with Songs and Questions:** Place pictures of the lessons on the wall near where the children are sitting. Sing a song and point to a child to find the appropriate picture on the wall (see song sheet for 1 Samuel). Pull a child's name out of a basket and ask him a question pertaining to one of the pictures on the wall. The child brings the picture to you to discuss with the others. For example, for picture 1SM03ECGF4, King Saul found out that God was taking his kingdom away because he had disobeyed. Use captions under pictures for your questions or review questions.

④ **Building Blocks of Authority: (1SM07ECGF6 and 1SM07ECGF7)** Materials needed: Construction paper, or thicker card stock paper, cut into strips of 2 x 8 inches. Using two strips of paper, fold each in thirds. Let the children color the GF6 and GF7 pictures. Cut them apart and glue them onto the 2" x 8" strips to cover at least three sides of the paper strips (that will become blocks, when taped together). Glue the three squares that say "GOD" on all three sides of one paper strip. Using scotch tape, begin to tape the strips together to form a block (cube). Build at least three blocks per child. Build a block tower with the pictures of things that God has created on the bottom levels. Put the "God" block on the top level. Teach the children that God is always in charge of everything.

④ **Tic-Tac-Toe Review:** Divide the children into two teams. Use a white board, a chalk board, or masking tape on the floor, to make a Tic-Tac-Toe board, with bean bags as markers. Pull a child's name out of a basket and ask him an Aim Question from one of the six Bible Adventures. If he answers it, he gets to place an "X" or "O" (blue or red bean bag) in a square. The winning team receives a piece of wrapped candy to put in a jar. Play this review game several times and see which team gets the most candy in the jar. Make sure everyone gets a piece of candy to take home.

Songs:

1 Samuel 3:9, Memory Verse Song (*tune: "I've Been Working on the Railroad"*)
Speak, LORD, for your servant's lis-ten-ing.
First Sam-uel three, nine.
(Repeat these same two lines, three more times.)

First Samuel 2:30 (*tune: "The Other Day, I Met a Bear"*)
Teacher: Those who ho-nor Me,
I will hon-or.
Those who des-pise Me,
Will be dis-dained.
Echo: Those who ho-nor Me,
I will hon-or.
Those who des-pise Me,
Will be dis-dained.

Together:
Those who honor Me I will honor.
Those who despise Me will be disdained.

Teacher: First Samuel two
Verse thir-ir-ty.
First Samuel two
Verse thir-ir-ty.
Echo: First Samuel two
Verse thir-ir-ty.
First Samuel two
Verse thir-ir-ty.

Together:
First Samuel two, verse thir-ir-ty.
First Samuel two, verse thir-ir-ty.

1 Samuel 16:7b, Memory Verse Song (*tune: "Fairest Lord Jesus" hymn*)
Two- and three-year-olds: 1 Samuel 16:7b "The Lord looks at the heart."
The Lord looks at the heart. (*Fairest Lord Jesus.*)
The Lord looks at the heart. (*Ruler of all nature.*)
First Sam-uel sixteen, verse seven b. (*O Thou of God and Son of man.*)
The Lord looks at the heart. (*Thee will I cherish.*)
The Lord looks at the heart. (*Thee will I honor.*)
First Samuel sixteen, seven b. (*Thou my soul's glory, joy and crown.*)

Four- and Five-year-olds: (tune: "Fairest Lord Jesus" hymn) 1 Samuel 16:7b: "Man looks at the outward appearance, but the Lord looks at the heart."

Man looks at the outside. (*Fairest Lord Jesus.*)

But the Lord looks at the heart. (*Ruler of all nature.*)

First Sam-uel sixteen, verse seven b. (*O Thou of God and Son of man.*)

Man looks at the outside part. (*Thee will I cherish.*)

But the Lord looks at the heart. (*Thee will I honor.*)

First Samuel sixteen, seven b. (*Thou my soul's glory, joy and crown.*)

He's Got the Whole World in His Hands

He's got you and me, brother, in His hands;

He's got you and me, brother, in His hands;

He's got you and me, brother, in His hands;

He's got the whole world in His hands.

Chorus:

He's got the whole, wide world, in His hands;

He's got the whole, wide world, in His hands;

He's got the whole, wide world, in His hands;

He's got the whole world in His hands.

He's got the little bitty baby in His hands, etc.



Took:

Pop-Up Heart Picture: (1SM07ECGF8 and 1SM07ECGF9) Give each child a GF8 picture of Saul and David. Cut out the GF9 hearts and let the children color one small pictures of Saul and one of God. Glue these to small red construction paper hearts. Take a strip of heavy, red, construction paper about 1" wide and 9" long and fold it accordion-style. Tape one end to the back of one of the hearts. Do the same with the other folded strip. Tape the other end of the folded strip (that is attached to the God picture) to David's heart area. Do the same with the folded angry Saul heart picture (attach it to Saul's heart). Discuss what Saul did to disobey and dishonor God. Talk about the choices David made to please and honor God.








Door Hanger: (1SM07ECGF10) Color the picture of David praying. Use a glow-in-the-dark marking pen to trace over the letters. Talk about things that children think about in bed. We want them to always remember that God is in charge of everything that happens.



"God Is in Charge" Frame Ornament: If you plan to make these hanging framed pictures, Darcy Staudinger will come in and photograph the children with the church digital camera. Materials needed: Photographer, poster board cut into a circle or rectangle shape, glue stick, sequins, scissors, ribbon hook, bow. Have the children assemble the hanging frames by gluing the child's picture to the poster board. Older children can make a more intricate frame by gluing three sides of pre-cut poster board together. Make sure that the children have a back and a front. The front will have an area where the photo will show through. The children can decorate the frames with sequins and sparkles for the holidays. This would be a special item for the Christmas tree this year. After the photos are prepared, assist the children with inserting their photo into the open slot. Glue this area after the photo is inside. Staple a ribbon hook on the center top for hanging. Tie a bow around the hook to complete the hanging photo frame. God is in charge of each of the children, and they must always want to obey God and do what He wants them to do.



Preschool Page for Parents: (1SM07ECPPP) Send a page home with each child, encouraging parents to reinforce the Bible truths at home. Spend a few minutes before the children go home creatively reviewing the song and memory verse.







God is in charge!













Those who honor Me
I will honor.



1 Samuel 2:30

Those who honor Me
I will honor.












1 Samuel 2:30

Those who honor Me
I will honor.


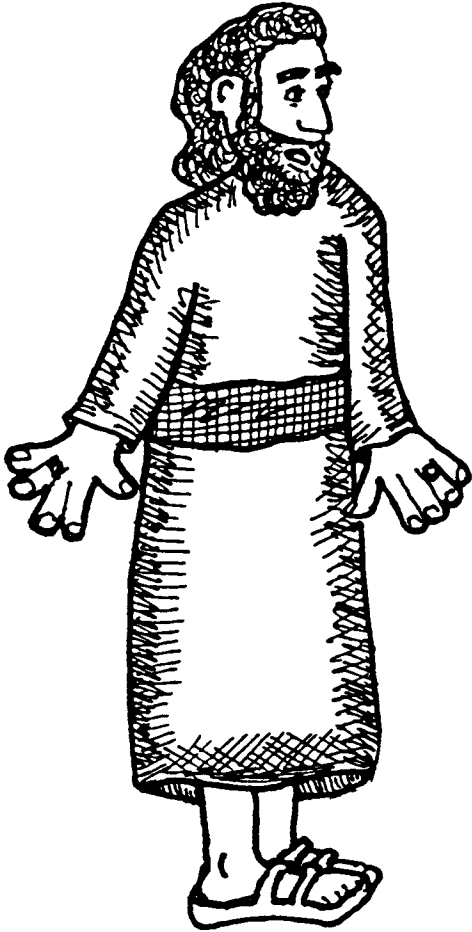


1 Samuel 2:30

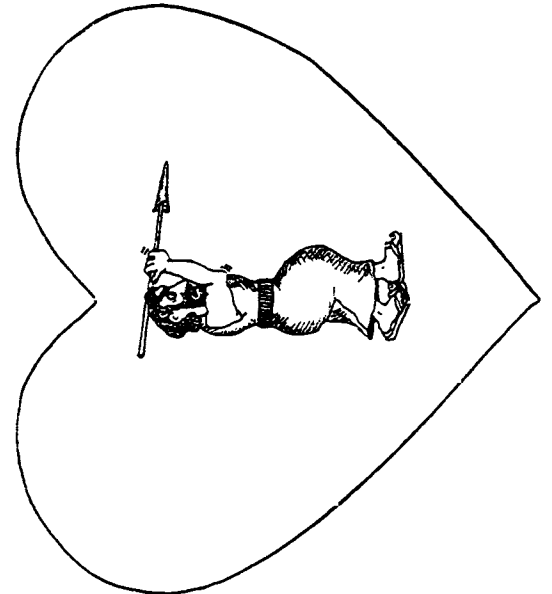


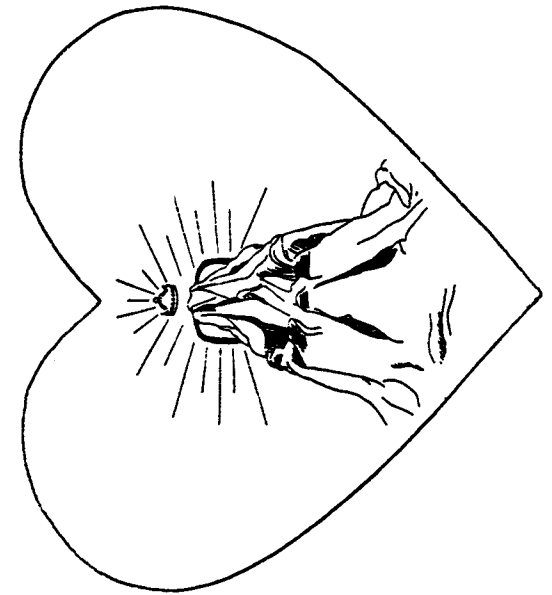







David knew that God was in charge!!!



Pop-Up Heart Picture




Door Hanger



**God
Is**



**In
Charge**



**God
Is**



**In
Charge**



This is what I learned today!

Today, we learned that God is in charge! Samuel was chosen by God to be a prophet and to lead the people of Israel by telling them God's words. Samuel was obedient and faithful and spoke God's words all of his life. God told Samuel to anoint Saul because the Israelites wanted a human king. But when King Saul did not obey God every time, God chose someone who wanted to obey Him every time. David was chosen to be the second king of Israel. David trusted God to kill the giant named Goliath. David honored God by not trying to hurt Saul, the Lord's anointed king, even though King Saul was trying to kill him. David knew that God was in charge of deciding when he would become king. God is in charge of our lives, too!

1 Samuel Memory Verses


2's & 3's:

- 1 Samuel 3:9b: **S**peak, LORD, for your servant is listening.
- 1 Samuel 2:30: Those who honor **M**e I will honor.
- 1 Samuel 16:7b: The Lord looks at the heart.

4's & 5's:

- 1 Samuel 3:9b: **S**peak, LORD, for your servant is listening.
- 1 Samuel 2:30: Those who honor **M**e I will honor,
but those who despise **M**e will be disdained.
- 1 Samuel 16:7b: **M**an looks at the outward appearance,
but the Lord looks at the heart.

God Is In Charge



This holiday season, emphasize the fact that God is in charge of everything in the world. He created it all, including us. Sing the song below, inserting specific things that you see outside, that God has made and "holds in His hands."


He's Got the Whole World in His Hands

He's got the whole, wide world, in His hands;
He's got the whole, wide world, in His hands;
He's got the whole, wide world, in His hands;
He's got the whole world in His hands.

He's got the trees and the sky, in His hands;
He's got the snow and the rain, in His hands;
He's got the doggies and the kitties, in His hands;
He's got the whole world in His hands.

He's got you and me, children, in His hands;
He's got you and me, children, in His hands;
He's got you and me, children, in His hands;
He's got the whole world in His hands.


He's got the little bitty baby in His hands, etc.



Samuel was a prophet who honored God because God is in charge.



Samuel listened to God.



Samuel spoke God's Word.