

October 22, 2000

1 Samuel 8-12

Early Childhood

1SM02EC

Saul Became Israel's First King.



Memory Verse:

Two- and three-year-old verse: 1 Samuel 3:9b: **Speak, LORD, for your servant is listening.**

Four- and five-year-old verse: 1 Samuel 2:30: **Those who honor Me I will honor, (but those who despise Me will be disdained.)**

Aim Questions for 2's & 3's:

1. Who did the Israelite elders not want to honor as their King? (*God.*)
2. Who did the Israelite elders ask to find them a king? (*Samuel.*)
3. Who was the first king of Israel? (*Saul.*)

Aim Questions for 4's, 5's & K:

1. Did the Israelites honor God or dishonor Him when they asked Samuel for a king? (*The Israelites dishonored God, who was the best king.*)
2. Did the Israelites listen to God's warnings against having a king? (*No. The Israelites didn't honor God by listening to His advice.*)
3. Who was God's choice to be Israel's first king? (*Saul.*)
4. What did God do to show the Israelites His power and that they had not honored Him? (*God sent thunder and rain during the harvest time.*)

Key for symbols:

- This box symbol represents ideas that can be used for two-year-olds through kindergarten. Please remember to slow down the pace for two-year-olds and keep the pace moving for five-year-olds.
- ② This symbol represents ideas that are best used for two- and three-year-olds.
- ④ This symbol represents ideas that are best used for four-year-olds through kindergarten.

Hook:

- Decorate the Throne Center:** Materials needed: Crepe paper and tape. Set a large chair in the story area and designate it as a throne to be used by a king. Have the children decorate it with crepe paper by wrapping the legs and back of the chair. In today's Bible Adventure, God chooses a king for Israel.
- Saul Looks for His Donkeys: (1SM02ECGF12)** Tape a picture of the donkey on the wall. Have a child stand ten feet in front of the picture and blindfold him. Give him a cutout picture of Saul with tape on the back and have him walk to the wall and tape Saul to the wall. Did Saul find the donkeys he was looking for? Take off the blindfold and see. In today's Bible Adventure, Saul's father sent him out to find some lost donkeys. The story will tell us if he was able to find them.
- How Tall Was Saul?:** "In today's Bible Adventure, a young man named Saul was very tall and good-looking. The people of Israel liked the way he looked and thought he would make a good leader. He was a head taller than anyone else around him." Tape a large piece of paper to the wall and use chalk or use a white board with marker to mark how tall Saul was. Have a child stand with his side to the wall holding the marker. Tell him to jump as high as he can and make a mark on the board. Comment on how tall Saul must have been by the mark he made. Was he a head taller than anyone in the group?

-
- Trace around Saul:** Invite a tall guy to come into the class and lie down on a piece of butcher paper. Let children take turns drawing an outline around him. Color his clothes and tape him up on the wall. Discuss the Saul they will hear about today. Some children could decorate a crown to put on his head. God made Saul king of the Israelites.
 - Making Choices Center:** Set out different cars, trucks, or riding toys for the children to use. Ask the children why they chose the toy they did to play with. "Life is full of choices. Today, the Bible Adventure tells us that God chose a man named Saul to lead the people of Israel. We choose things that look good to us and make us feel good. God chooses differently. He chooses people and things to glorify Himself."
 - Saul Hides from the People:** Provide building blocks and several small toy people. Have a leader hide his eyes while a child hides a person under a pile of blocks. Make several piles so the person guessing will really need to look and study the piles to determine which pile has a person under it. In today's Bible Adventure, Saul was chosen to be a leader of Israel but he was shy and hid in a pile of baggage. The people had to go look for him.
 - Review Song with Verse:** (tune: "Farmer in the Dell")
 (We) Listen and obey. (We) Listen and obey.
 God has given us His Word.
 Let's listen and obey.
 We learned this song last week as we heard the story of Samuel listening to God speaking, and obeying. Today Samuel is dealing with some Israelites who should have learned this song. Repeat the song several times doing different actions (clap hands, stomp feet, slap shoulders, tap toes, etc.) to the rhythm of the song each time. After saying "Obey it today," point to different groups of children to say the verse together.
 - Play Dough:** Roll out the dough and use the end of a pencil to draw the shape of an ear. Make a hole with the end of the pencil in the middle of the ear and fill that hole up with a ball of dough as if plugging it up so you can't listen. Place a picture of an ear from last week's lesson in the middle of the table to look at for a pattern. Discuss listening and not listening. Some of Samuel's sons don't listen, and the Israelites don't listen in our Bible Adventure story. They plug their ears to God's Word for them.
 - Ear and Verse Stickers:** (1SM02ECGF9 or last week's GF13 page for 2's & 3's) Inform the children that every time you hear them say the memory verse today, they receive an ear or memory verse sticker that you place on their hand or clothing. Stickers can be made by copying the GF9 page onto 1" x 2 5/8" laser labels. See who collects the most stickers by the end of the morning. You could have one teacher watch for others listening to the Word or verse, and they would receive stickers also.
 - Identify Sounds:** Using CD filled with different sounds, let children identify several sounds, ending with the sound of thunder or rain. Tell them to listen for how God used thunder and rain in the Bible Adventure.
 - King, King, Saul:** In the fashion of "Duck, Duck, Goose," take turns tapping a different child when the word "king" is said. When you say "Saul," the child who is tapped then chases the leader and tries to tap him before he takes his place in the circle.
 - "Show Me How" Game:** With children standing in a line or circle, ask them to make motions according to what you say. When you are done, discuss which actions really showed that you honor God.
 - Show me how you hop on one foot.
 - Show me how you throw a ball. (pretend)
 - Show me how you eat an ice cream cone.
 - Show me how you hold a book.
 - Show me how you hang up your clothes when asked.
 - Show me how you kick a ball.
 - Show me how you clap your hands.
 - Show me how you pray.
 - Show me how you eat your cereal.
 - Show me how you obey and put your toys away.
 - Show me how you listen to a Bible story.
 - Show me how you smile.

-
- ④ **Bible Listening Coloring Center: (1SM02ECGF9 and 1SM02ECGF10)** As the children color the picture of the children listening to the Bible story and raising their hand in obedience, talk about different things we learn about in the Bible, like obeying parents, waiting patiently, being kind to neighbors, saying kind words, etc. Let the children put a GF9 sticker on their GF10 page as they learn the memory verse. Stickers can be made by copying the GF9 page onto 1" x 2 5/8" laser labels.
-



Book:

Presentation Ideas -

- Color and mount the 1SM02ECGF1, 1SM02ECGF2, 1SM02ECGF3, 1SM02ECGF4, 1SM02ECGF5, 1SM02ECGF6, and 1SM02ECGF7 pictures on construction paper. Show them as you tell the Bible Adventure. Save them for future lesson review.
- Put a marker in your Bible and let a child come up and open your Bible to the book of 1 Samuel. The book of 1 Samuel is in the Old Testament (the first half of the Bible), right after the book of Ruth. Tell the children you love reading the Bible because it is God's Word and every word is true. Hug the Bible to your chest.
- Choose the tallest child in the room to sit on the class throne during the Bible Adventure time.

Bible Adventure for 2's & 3's-

(Show the 1SM02ECGF1 picture.) Samuel grew older and became an old man. He had served the LORD God his whole life. One day, all of the elders of Israel gathered together before Samuel and said to him, "You are old and your sons do not love God as you do. Choose a king to lead us so we can be like all the countries around us."

Samuel was not happy that the Israelites wanted a king. God was their King and fought their battles for them. They didn't need a king. (Shake your head "no.")

(Show the 1SM02ECGF2 picture.) Samuel knew what to do when something wasn't right. He prayed to God. Samuel said, "LORD, the Israelites want a king to lead them. What should I do?"

The LORD said to Samuel, "Don't feel bad. The people are dishonoring Me, not you. They have turned away from Me as their King. Tell them all of the bad things that a king will do to them." The Israelites dishonored God by not trusting Him to lead them or to fight their battles for them.

Samuel told the elders what God had said. The elders of Israel did not want to listen to Samuel and they did not want to honor God. They said, "We want a king! We want a king! We want a king!" (Raise your fist into the air.)

The LORD said to Samuel, "Give them a king."

(Show the 1SM02ECGF5 picture.) God chose a man named Saul to be the first king of Israel. The LORD spoke to Samuel and said, "This is the man I have chosen to be the king of Israel."

Samuel told Saul that God had chosen him to lead the Israelites. Samuel treated Saul and his servant as honored guests at dinner and had them spend the night.

(Show the 1SM02ECGF6 picture.) The next morning Samuel poured oil on Saul's head and kissed him. That day, Saul's heart was changed by God. Saul wanted to honor God.

Several days went by before Samuel called all of the people of Israel together. They were to meet their new king! Samuel announced Saul as the first king of Israel, but Saul was not to be found in the crowd. Where was he? The LORD said, "Saul is hiding among the baggage." Saul was shy and so he was hiding. He didn't feel like a leader of Israel. When he stood before the people, he was a head taller than any other man. Samuel told the people, "This is the man the LORD has chosen. There is no one like him in all Israel." The people liked what they saw and shouted, "Long live the King! Long live the King!" There was a great celebration as Saul became the first king of Israel.

Prayer: Dear God, the Israelites did not honor You when they asked for a king. Help me to honor You by listening to my parents and obeying them. In Jesus' name, amen.

Bible Adventure for 4's, 5's & K-

Who remembers the book of the Bible we are studying? (If the children cannot remember, show them last week's picture of Samuel. Have them say "First Samuel" as you let one of the children open your Bible at the bookmark by 1 Samuel.) Do we have any boys named Samuel in the class today?

(Show the 1SM02ECGF1 picture.) Samuel was a good judge and prophet for the Israelites because He listened to God and obeyed Him, but his two sons did not. When Samuel grew old and appointed his sons, Joel and Abijah, as judges for Israel, these young men dishonored God. They were not honest,

and took money that didn't belong to them. They didn't treat people fairly. They did not honor God by serving the people. Instead, they took as much as they could for themselves.

(Show the 1SM02ECGF2 picture.) Samuel was not happy that the Israelites wanted a king. God was their leader and fought the battles for them. They didn't need a man to be their king. Samuel knew what to do when something wasn't right. He prayed to God. Samuel said, "LORD, the elders want a king to lead them. What should I do?"

(Show the 1SM02ECGF3 picture.) The LORD said to Samuel, "Don't feel bad. The people are dishonoring Me, not you. They have rejected Me as their King. Tell the Israelites that if they want a king, a king will make them pay a lot of money for taxes. A king will take their best animals for his own family to eat. He will take their best sons and daughters to work for him in the palace. Tell the people they will be sorry they asked for a king."

Samuel told the elders what God had said. The elders did not want to listen to Samuel, and they did not want to honor God. They said, "We want a king! We want a king! We want a king!" The LORD said to Samuel, "Give them a king."

(Show the 1SM02ECGF4 picture.) God chose a man named Saul to be the first king of Israel. *(Have the children say "King Saul" several times.)* One day, Saul's father said to Saul, "Our donkeys are lost. Take one of the servants and go looking for the lost donkeys." So Saul and a servant went throughout the hill country, from town to town, looking for his donkeys. They could not find them anywhere. Finally, the servant said to Saul, "In this next town, there is a man of God, a prophet, who can tell us where to look for the donkeys. Let's go see him."

(Show the 1SM02ECGF5 picture.) When Samuel saw Saul walking towards him, the LORD spoke to Samuel and said, "This is the man I have chosen to be the king of Israel." Saul came toward Samuel and said to him, "I am looking for the prophet who lives here. Can you please tell me where he lives?"

Samuel said, "I am the prophet you are looking for. Your donkeys have been found already, so don't worry about them anymore. You have more important things to think about. God is choosing you to lead the Israelites."

Saul was shocked. He said, "I am from the smallest tribe of Israel, and my family is the smallest in my tribe. How can I be a leader of Israel?" Even though Saul was very tall--a head taller than any other man--he was shy and didn't feel like a leader.

Samuel said to Saul, "Come to the high place where we will offer sacrifices to the LORD," and Samuel made Saul the honored guest at his dinner table. Saul and his servant stayed with Samuel that night.

(Show the 1SM02ECGF6 picture.) The next morning as Saul was leaving to go back home, Samuel took a bottle of oil and poured it on Saul's head. Samuel said, "God has chosen you to be the first king of Israel. Go back home to the town of Gibeah. You will meet a group of prophets there who are playing musical instruments--lyres, tambourines, flutes, and harps. The Spirit of God will change your heart, and you will prophesy with them. After that, go to Gilgal and wait for me to tell you what to do." Saul did as Samuel said, and everything happened exactly as Samuel had said it would.

Samuel called all the people of Israel to him and said, "You have asked for a king, and God is giving you a king. His name is Saul." Everyone looked around for Saul, but he was not there. Where was Saul? Samuel asked the LORD, "Is Saul here?" The LORD said, "Yes, Saul is here. He is hiding among the baggage." Saul was shy and was hiding. He didn't feel like a leader of Israel.

When the people ran to find Saul, they brought him out in front of all the people. He was a head taller than any other man. Samuel said, "This is the man the LORD has chosen. There is no one like him in all Israel." The people shouted, "Long live the king! Long live the king!" There was a great celebration as Saul became king of Israel.

(Show the 1SM02ECGF7 picture.) God was not pleased with the people rejecting Him as their king. Samuel needed to tell the people again how they had sinned against God. Samuel called the people together and said to them, "You have dishonored God by asking for a king. The LORD was your King, but you wanted another king. Now, I will show you how wrong it was for you to ask for a king." Samuel prayed to God and asked God to send thunder and rain from heaven.

That hot, summer day, God sent thunder and rain on them and the harvest crops. The people were afraid when they saw God's power. They said to Samuel, "Pray to God and ask Him to save us. We did a very bad thing when we asked for a king. Pray for God to forgive us."

Samuel said, "Don't be afraid. If you obey God, He will take care of you. If you dishonor God by worshipping idols, you will be punished. Remember how powerful God is. Serve Him alone." The Israelites could see God's power. They were sorry they had asked for a king, and they wanted to obey God.

Prayer: Dear God, the Israelites did not honor You when they asked for a king. Help me honor You by listening to my parents and obeying them. In Jesus' name, amen.



Look:

- Aim Questions:** Bring three or four squash or pumpkins to class to set on top of the Aim Questions. The child tells what crop was harvested (pumpkin, apple, squash), lifts that vegetable or fruit, and takes the question to the teacher to be read. These vegetables and fruits represent harvested foods. In today's Bible Adventure, what happened to the Israelites' harvest? (God caused thunder and rain to fall on their crops which ruined some of them. God had been dishonored by the Israelite people when they asked for a king instead of trusting and honoring God as their best king.)
- Snack:** Serve pumpkin bread or muffins to the children and explain how the pumpkins grew, were harvested (picked), and made into good food for the class. Teach the children to thank God for the food before they eat.
- Snack Spinner Game: (1SM02ECGF11)** When a child takes a turn and the spinner lands on the picture of children listening and obeying, he receives his own bag of pretzels. Hold it and wait to eat until everyone has his bag. Talk about how listening, praying, waiting, and obeying the Bible please God. Discuss ways the children can do these things while eating the snack. To make a spinner, glue the GF11 circle picture sheet to a piece of cardstock. Bend the one side of a paper clip out straight. Hold the other end of the clip to the picture sheet in the center with a pencil. Show children how to move the spinner with the flick of a finger.
- "God Is the Best King" Booklet: (1SM02ECGF14)** Give each child a GF14 page that has been folded in fourths so that the first page is the cover page of the booklet. Let the children "read" their books as you tell the brief story. Say something like, (page one) "God is the best king even though we can't see Him with our eyes. (page two) The Israelite elders wanted a king they could see with their eyes, so they said to Samuel, 'We want a king! We want a king!' (page three) God gave the Israelites a king named Saul. (page four) God showed the Israelites that they were wrong to dishonor Him by wanting another king. He sent thunder and rain from heaven so that the Israelites would obey and honor Him from then on."
- God Is King Puppet: (1SM02ECGF15)** Give each of the children a GF15 picture of God, and let them decorate His crown and robe. Give each child a picture of King Saul, too. Tape the pictures back to back over the end of a tongue depressor or plastic spoon. Talk about the Israelites wanting a king they could see with their eyes, even though God was their best King. Divide the older children into two teams. The "Israelites" chant, "We want a king!" and the "Samuels" chant, "God is your King." Then, the "Israelites" could chant, "Long live the king!" while the "Samuels" chant, "You'll be sorry!" The children can hold up the appropriate picture as they chant. Finish by saying the memory verse back and forth to each other.
- Suitcase Hunt: (1SM02ECGF6)** Bring a suitcase, full of items around the house. Let children come up one at a time, blindly feel in the case, and pull something out. It ends when they find the GF6 picture of Saul. You might want to conceal it in a jar or box, or tape it to the bottom of the case. In the story, Samuel finds Saul hiding in the baggage. Review the Bible Adventure together as you look at the picture of Saul.
- Memory Verse Review: (1SM02ECGF9 or last week's GF13 page for 2's & 3's)** Repeat the verse a number of times. Repeat it with soft whispers, loud shouts, regular voices, with clapping hands, etc. Then ask the children who said the words of the verse, and where we find those words. (Samuel said the words in the Bible.) "Samuel listened to God just as we listen to our parents and obey them." Put a memory verse sticker on each child's hand or shirt. Stickers can be made by copying the GF9 or last week's GF13 page onto 1" x 2 5/8" laser labels.
- Donkey Search Game: (1SM02ECGF12)** Let children color donkey pictures and hide them around the room while one child is taken out in the hallway. Give him clues of "hot" and "cold" as he looks for the donkeys.
- "Tall Saul" Activity:**

Now we are tall like Saul.	<i>(Have the children stand on tiptoes.)</i>
Now we are small like a ball.	<i>(Have the children crouch to the floor.)</i>
Now we are tall; now we are small.	<i>(Stand tall, then small.)</i>
Which are we now?	<i>(Choose one of the actions, and have them tell you which you are.)</i>

Circle Fun: (1SM02ECGF3 and 1SM02ECGF6) Place a GF6 picture of Saul on a chair in the center of the circle of children for the first verse and a Bible or the GF3 picture on the chair for the second verse. Sing the song to the tune of "Ring around the Rosie."

We want a ki-ing. We want a ki-ing.

Saul, Saul, He's our king.

Long live the king! *(All fall down because the people made a wrong choice.)*

God should be our Ki-ing. God should be our Ki-ing.

God. God. He's the best!

God is our King. *(Point to heaven and then place hands on the head to form a crown.)*

Finger Play: "God Sends the Rain"

God sends the rain. *(Point up.)*

It's coming down! *(Wave hands in the air.)*

It splashes loudly all around *(Move hands back and forth.)*

on (name) and (name) and (name). *(Make rain motions over heads.)*

But we will honor God, *(Point up.)*

And not ask for any other king. *(Shake head "no.")*

We want the rain to stop *(Clap hands once.)*

So God can hear us sing! *(Lift hands in praise.)*

④ **"This is What I Can Do" Game:** Samuel was a good judge, prophet and leader to the people of Israel. He obeyed God and taught the people how to obey God. The class leader says or sings the following verse while doing some movement which the children imitate.

This is what I can do.

Everybody do it, too.

This is what I can do.

Now I pass it on to you.

On the words "pass it on to you," the leader names, points, or taps a friend who then becomes the new leader, and the game is repeated.

Songs:

④ **First Samuel 2:30** *(tune: "The Other Day, I Met a Bear")*

Teacher:

Those who ho-nor Me,

I will hon-or.

Those who des-pise Me,

Will be dis-dained.

Echo:

Those who ho-nor Me,

I will hon-or.

Those who des-pise Me,

Will be dis-dained.

Together:

Those who honor Me I will honor. Those who despise Me will be disdained.

Teacher:

First Samuel two

Verse thir-ir-ty.

First Samuel two

Verse thir-ir-ty.

Echo:

First Samuel two

Verse thir-ir-ty.

First Samuel two

Verse thir-ir-ty.

Together:

First Samuel two, verse thir-ir-ty. First Samuel two, verse thir-ir-ty.

1 Samuel 3:9, Memory Verse Song *(tune: "I've Been Working on the Railroad")*

Speak, LORD, for your servant's lis-ten-ing.

First Sam-uel three, nine.

Speak, LORD, for your servant's lis-ten-ing.

First Sam-uel three, nine.

Speak, LORD, for your servant's lis-ten-ing.

First Sam-uel three, nine.

Speak, LORD, for your servant's lis-ten-ing.

First Sam-uel three, nine.

Samuel Heard (tune: "Mary Had A Little Lamb")
Samuel heard and obeyed God, obeyed God, obeyed God.
Samuel heard and obeyed God and grew in God's Word.

King Saul was the chosen king, chosen king, chosen king.
King Saul was the chosen king; he should obey the LORD.

Praise Him! Praise Him!
Praise Him! Praise Him, all ye little children.
God is love; God is love.
Praise Him! Praise Him, all ye little children.
God is love; God is love.

Praise Him! Praise Him, all ye little children.
God is King; God is King.
Praise Him! Praise Him, all ye little children.
God is King; God is King.

Honor Go-od, all ye little children.
God is King; God is King.
Honor Go-od, all ye little children.
God is King; God is King.

O-bey Go-od, all ye little children.
Honor God; honor God.
O-bey Go-od, all ye little children.
Honor God; honor God.



Took:


- Honor God with Actions Maze: (1SM02ECGF9 and 1SM02ECGF13)** Give each child a GF13 maze sheet and talk about whether the pictures on the page show actions that honor God and our parents, or that dishonor them. Older children can try to follow the maze from the teachable child in the upper left corner to the boy reading his Bible in the lower right corner. We want to listen to God's words while we're young so that we will want to read God's Word for ourselves when we get older. Put a GF9 Bible sticker on the page as you review the memory verse.
- Picture Taking for Next Week's Activity:** In anticipation of next week's Obeying God Necklace, take individual pictures of the children this week. Make the pictures small enough that the faces can fit inside the outline of the child's hand. Next week, draw around each child's hand; then, glue the picture inside.
- Preschool Page for Parents: (1SM02ECPPP)** Send a page home with each child, encouraging parents to reinforce the Bible truths at home. Spend a few minutes before the children go home creatively reviewing the song and memory verse.
- ④ **Honoring God Calendar: (1SM02ECGF8 and 1SM02ECGF9)** Give each child a GF8 calendar and GF9 stickers made by copying the GF9 page onto 1" x 2 5/8" laser labels. Let the children decorate their calendars with borders made of yarn, pieces of colored construction paper, or popsicle sticks. Instruct the children to give the sticker sheet to their parents. When they hear a Bible story, say the memory verse, or obey their parents' instructions, they may receive a sticker to place on the calendar.



The elders said to Samuel, "We want a king like the other nations."



Samuel prayed to God, "What shall I tell the people about a king?"



God is the best King.



Saul and a servant went looking for the lost donkeys.



God said to Samuel, "Saul will be the first king of Israel."



Samuel anointed Saul's head with oil.



Samuel prayed, and God sent thunder and rain.

Speak, Lord,
for your servant
is listening.
I Sam 3:9b

P

When I honor God...



Those who honor
Me,
I will honor.
I Sam 2:30


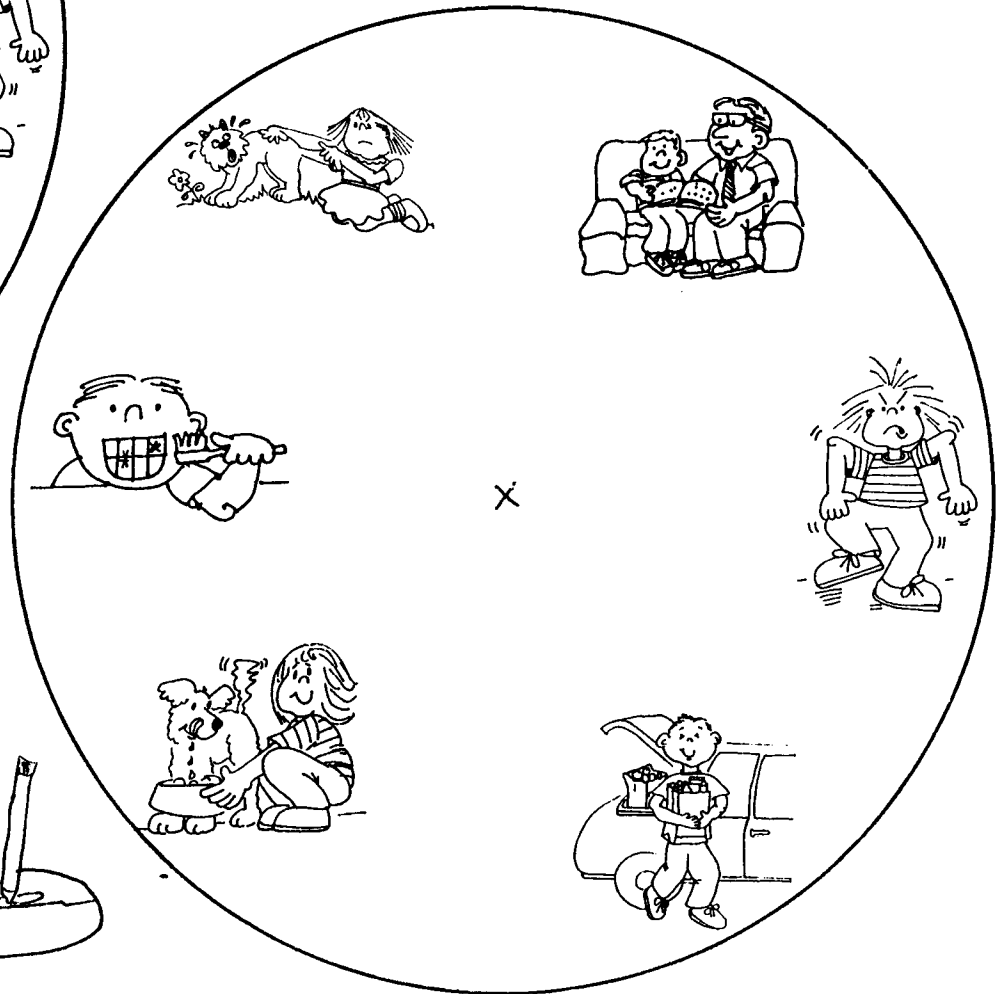
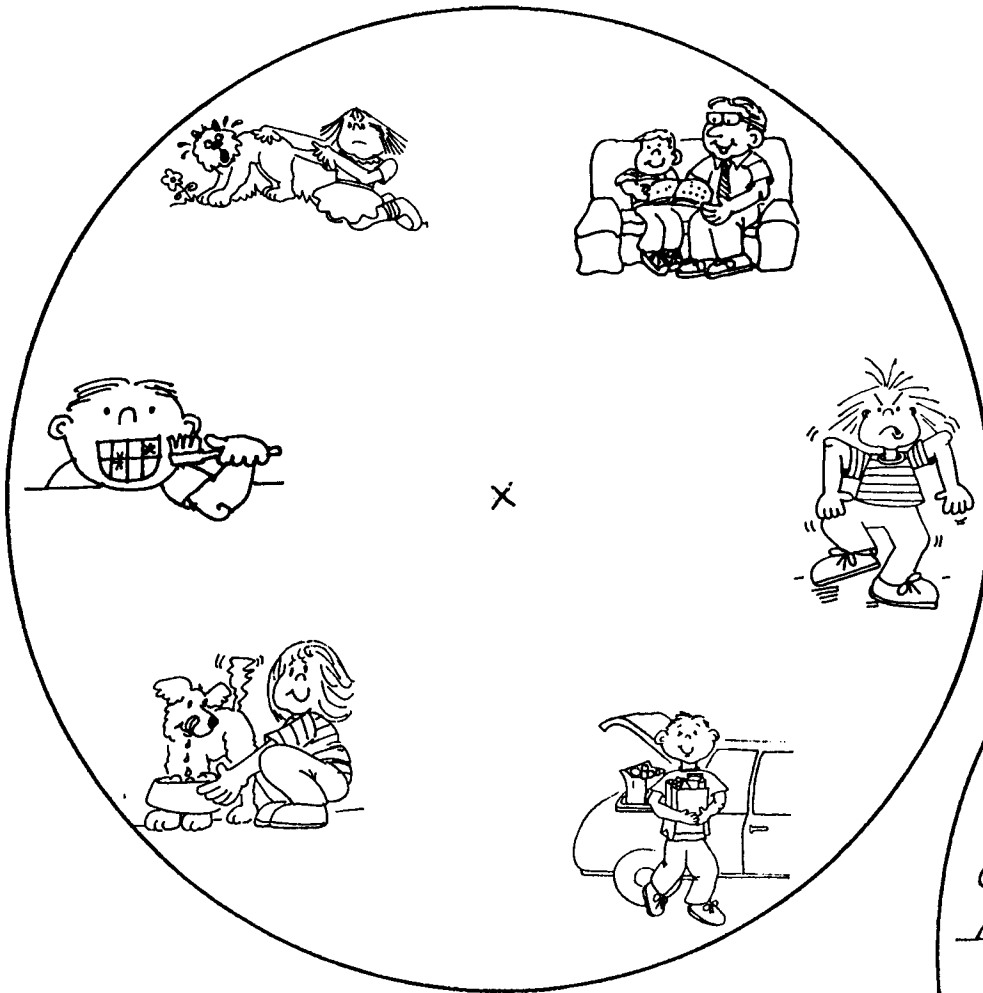
Parents: Help your child earn stickers by listening to Bible stories, praying to God and being obedient to you.




I want to hear God's words in the Bible.

Snack Spinner Game

To make a spinner, glue the GF11 circle picture sheet to a piece of cardstock. Bend the one side of a paper clip out straight, as shown in the picture below. Hold the other end of the clip to the center of the picture sheet with a pencil. Show children how to move the spinner with the flick of a finger.



Spinner
Paper Clip

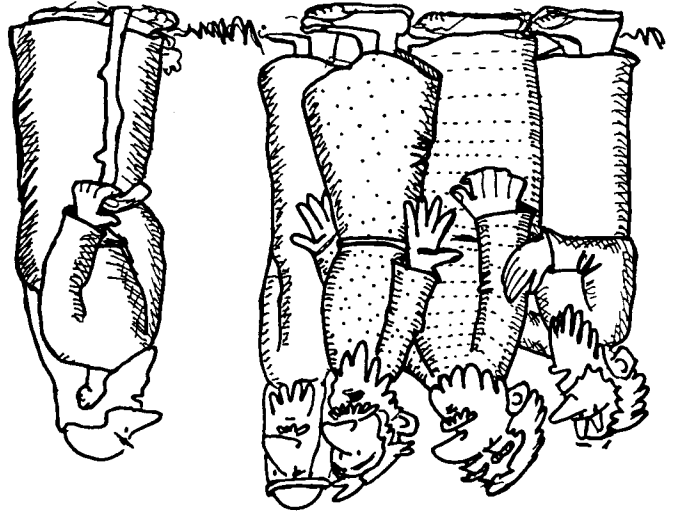


Honor God in Everything You Do.

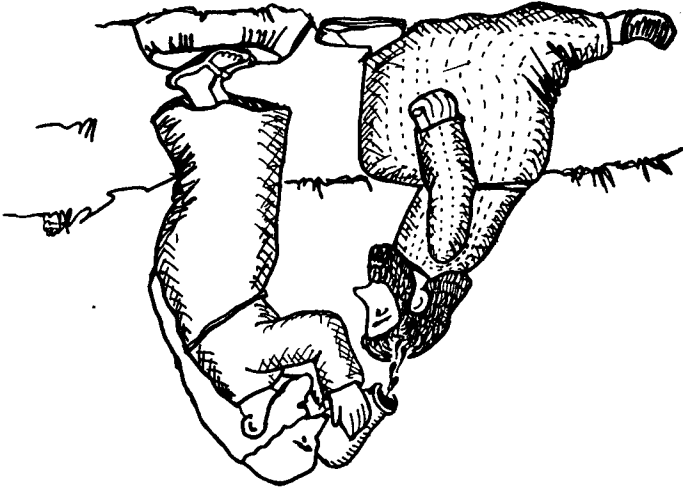


Those who honor me I will honor. I Sam. 2:30

The Israelite elders said to Samuel, "We want a king!" 2.



Samuel put oil on Saul's head to make him king. 3.



God is the best King.




4.

Samuel prayed for rain and thunder to show God's power.


Samuel anointed
Saul as king
of Israel.




God is
the
best
King.



Samuel anointed
Saul as king
of Israel.



God is
the
best
King.



October 22, 2008
1 Samuel Chapters 8-12



This is what I learned today!

Today, we learned that Samuel was a good judge and prophet for the Israelites, but his sons dishonored God. The elders of Israel asked Samuel to give them a king so they would be the same as the countries around them. Samuel was not happy. He knew that God was their King, and the people were dishonoring Him. When Samuel prayed, God told him to give the people a king. God chose Saul to be the first king of Israel. He was tall and good looking, and the people of Israel were pleased. But God was not pleased. Samuel wanted the Israelites to know that God had power to punish them if they disobeyed. Samuel prayed to God to send thunder and rain from heaven. God did, and the Israelites saw God's power. They asked for forgiveness for wanting a king.

Today's Memory Verse:

2's & 3's:
Speak, Lord, for your servant
is listening. 1 Samuel 3:9b

4's & 5's:
Those who honor Me I will honor.
1 Samuel 2:30

Anoint a King



Play a little game at home to remind the children that God chose Saul to be the king of Israel because the Israelites insisted.

Have the children chant, "We want a king! We want a king!" The parent says, "God is the King. We don't need a king." The children chant again, "We want a king! We want a king!"


The parent then chooses one of the children to be "King Saul" and anoints his head with oil (a few drops of water is fine). It would be fun to designate a special chair as the throne and put a "crown" on the king's head (doily, construction paper ring, metal pie plate). Sing the second verse of "Samuel Heard" (below) as the child holds out a wooden spoon as a scepter.

Continue the game with another child.

Samuel Heard (tune: "Mary Had A Little Lamb")

Samuel heard and obeyed God, obeyed God, obeyed God.
Samuel heard and obeyed God, and grew in God's Word.

King Saul was the chosen king, chosen king, chosen king.
King Saul was the chosen king; he should obey the Lord.



***Samuel knew that God
was the best King for Israel.***



***Samuel obeyed God,
and anointed
Saul's head with oil
as the first
king of Israel.***