

October 22, 2000

1<sup>st</sup> - 6<sup>th</sup> Grades

*Samuel, Israel's First King*

1 Samuel 8-12

1SM02

# 1 Samuel



## Materials I Need:

## Legend:

 = Option 1, Appropriate for 1<sup>st</sup> – 2<sup>nd</sup> Grade

 = Option 2, Appropriate for 3<sup>rd</sup> – 6<sup>th</sup> Grade

## Focus Verse:

**“But you have now rejected your God, who saves you out of all your calamities and distresses. And you have said, ‘No, set a king over us.’ So now present yourselves before the LORD by your tribes and clans.” 1 Samuel 10:19**



## Memory Work:

**“‘Do not be afraid,’ Samuel replied. ‘You have done all this evil; yet do not turn away from the LORD, but serve the LORD with all your heart.’” 1 Samuel 12:20**





## Room Decorations:



**Footprints.** ,  Use the footprints from **1SM02.GF1 Pgs. 1-4** that say "TURN," "SEARCH," "PRAY" and "ASK." Paste these up everywhere—on the walls, floors, and ceilings.





**Step Right Up.** ,  If you can construct or create a set of steps, this would be a fun thing to have right at the door to your classroom. The students would have to walk up the steps to enter the room. Obviously, you will need steps for them to walk down on the other side too. There should be four steps (Turn, Search, Pray, Ask). Label these with footprints, one word per step. As they enter, you can say the words and tell them that this morning they will learn how to use these words to help them make the right choices.






## Hook:




**Let's Finish Building the Kingdom (Craft/Activity).** ,  (Do only if you completed the throne during last week's lesson. If not, look at last week's lesson and build a throne.) Remind the students that last week during the HOOK time they built a throne, a place for someone to be seated who is to be honored. Explain that, as they continue their study of the book of 1 Samuel, they will learn about the first kings of Israel. Continue by building the throne room. You can do this by using butcher paper and paints. Or you may wish to cut or tear pieces of paper to look like stones and tape them to the wall to build a stone wall behind the throne. You can apply other decorations. (i.e., purple ribbon or paint, gold ribbon or paint, royal signs.) While building the throne room, talk about what it takes to be a king. Read Deuteronomy 17:14-20 prior to class and discuss.



**Tall Saul.** ,  Using a slide projector, draw an outline silhouette of a very tall man on a piece of butcher paper. Cut this out and paste it on the wall in your classroom. As the students arrive, ask them if they can guess who this man might be. Ask them if they know anyone this tall? Let them measure themselves next to this silhouette and compare heights. This can be used during the BOOK time to refer to Saul as being taller than any other man.

 **Turn, Search, Pray, and Ask (Chant w/Hand Motions).** 🙏 Explain to the students that, whenever we are faced with choices, we need to "TURN" to God, "SEARCH" His Word, "PRAY" and wait, and "ASK" for wise counsel. Make up a chant with hand and body motions using these words. Use this chant throughout the morning to reinforce the steps to wise choices in the minds of your students. If you can plan ahead to do creative things for the students, you might want to use these four words for four different stations during the HOOK time. At each station, provide pictures, discussions, or activities having to do with each word. Allow the students to move to each station before the end of the HOOK time. Reinforce these words all morning so that, by the LOOK time, they will begin to understand how to apply them.


 **Got What You Wanted? (Discussion).** 🙏, 🦋 Tell the students that they will need to make a very important decision today. Casually mention that they will get to have one cookie for a snack later. (Make sure that you have enough of each type of cookie for each student.) You will need to have the cookies out on platters on the table in front of the students from the time that they come into the classroom—very tempting.


**Items needed:** Two batches of cookies.


First batch: Use the Tollhouse cookie recipe with M&M's instead of the chocolate chips. **Replace all sugar in the mix with salt. Do not use any sugar in the mix!** Bake into cookies that are **at least 3"** in diameter.


Second batch: Use the correct Tollhouse cookie recipe with M&M's also. However, for this batch **make the cookies very small, only about 1-2"** in diameter. The big cookies will be awful and the little ones will be good.

Ask the students if they have ever gotten something that they really thought they wanted, only to find that they really didn't get what was expected. Talk about times when this happened. Example: Going for a ride on a roller coaster and getting sick, eating too much stuff at the fair, getting a really nice-looking pair of shoes that gave them blisters. Tell the students that, in today's Bible Adventure, they will hear about choosing a king. Explain that the Israelites wanted a king. They wanted a king to protect them, but they weren't willing to wait for God's timing to determine which king they would have.

 **Looking for a Leader (Activity).** 🙏 Give each student a half sheet of paper and a crayon. Have them write down one or two words that they think describe what most people look for in a leader of a country. Have each of them come up and tape their word to the whiteboard. Review the words that they chose. (For K-1, have the students come up and say their words to you. Write it down for them and have them tape it to the whiteboard.) In today's Bible Adventure, they will hear about the kind of leader the Israelites were looking for and who was chosen to be their king.


 **Make Your Choices (Visual Activity/Discussion).** 🙏, 🦋 This can be a HOOK activity that is then completed during the LOOK time, or it can be used exclusively as a LOOK activity. Bring in magazine pictures, advertisements, food pictures (or wrappers), classified ads (or pictures of different jobs), movie or TV listings, video ads, music or CD ads (check the newspaper or magazines for book and CD clubs). Talk about how we make choices every day. We choose what we wear, who our friends will be, what things we will do, how we spend our free time, how we spend our money, etc. Our parents often make many choices for us, such as where we will live, go to school, things we do as a family, and what they will allow us to do. They also make choices for themselves that affect us, such as what kind of jobs they will have, how they will raise their children, and what they will plan for the future. Explain that we will learn about how God wants us to make the right choices in our lives. We will hear how the Israelites continued to want something even though Samuel had told them that it was not what God wanted for them. What do you think about when you make choices? For the younger ones, bring it down to their level (choosing a friend, an activity, what to eat, a TV program, and choosing to obey Mom or Dad). For the older ones, you can use some other illustrations. If you are going to follow up this activity during the LOOK time, use this time to look at pictures, ads, etc., and discuss how they are making choices now. You will be able to use these visuals and go deeper into discussion during the LOOK time.


 **1 Samuel 12:20 (Memory Verse Relay Race).** 🦋 On the top of a whiteboard or chalkboard, write today's memory verse. Divide the students into two teams and line them up across the room from the board. Provide them with a marker or chalk. When you say "Go," each student will run to the board and copy—in order—one word from the memory verse. They will then return to the line, hand the marker to the next person in line, and the whole team must recite the words that have been written by their team. Then the next person goes to the board, writes the next word, returns to the line where everyone recites the written words, and so on until the entire verse is complete. If you feel so inclined, provide candy for the quickest team.


 **Choose a Tool and Complete a Task (Activity).** 🦋, 🦋 Materials needed:

10 pins	10-20 balloons
10 straws	3 hard-boiled eggs
10 spoons	cup
task cards from <b>1SM02.GF2</b>	hat

Tell the students that they are going to see some choices made today. Ask them to notice whether they were good choices or bad choices. Choose three volunteers to go to the tool table. On this table, have piles of pins, straws, and spoons spread out (ten of each). One at a time, have the students choose one tool only. They may choose the same tool or a different one. After the tools are in hand, draw a task card from a hat and read it aloud. One at a time, each of the three volunteers must perform this task using their tool only. They may not use their hands, nor may they allow the balloon or egg to touch the floor. After each volunteer has made an attempt, choose three more volunteers to select their tools to complete a task. Draw a new task card from the hat and read it aloud. Do not place the task cards back into the hat after they have been read. Have each group of volunteers attempt to perform the tasks until all of the task cards have been read. When all the tasks have been attempted, have students comment on what they noticed about the choices they made in this activity. Which were good choices and which were bad? Why was one choice good and another bad? How could a person know how to make a good choice? **Debrief:** As humans, we cannot know every task that will come out of the hat. We cannot see what God sees and must trust Him to guide our choices. Our choices will be foolish without first consulting God for His wisdom. Tell the students that today they will look at the choice made by the nation of Israel.

 **Can I Have It...Please? (Skit).** 🦋, 🦋 Have three teachers or helpers role-play the following situation: One person is a child, another is a child's friend, and the third is a parent. Have the child sitting on the floor playing with a toy. Have the friend walk into the room with another toy. The friend should be really excited about the toy and want to show it to the child sitting down. In a few minutes, the friend leaves. The child starts thinking aloud how much he would like that toy. The reasons he wants it starts out okay but turns to obsession. Have the parent walk in and have the child ask the parent for this new toy. The parent might respond by saying, "I don't think that would be good for you now. Why do you want it?" Have the parent tell the child that he doesn't want him to have it. The parent leaves, and the child then starts scheming about how he can get what he wants and hide it from his parent. What was the problem the child had? Discuss with the students what is wrong with wanting something just because another person has it. Explain that God gives us things to enjoy but they need to be used in a proper perspective and obtained in the right way.

 **I Want What I Want (Discussion).** 🦋, 🦋 Ask the students: Have you ever looked at a new toy, video game, or possession that a friend had and then really wanted one yourself? What kinds of things do you really want? Have you wanted something so bad that you couldn't stop thinking about it? Have you bugged your parents only to have them tell you that you had to pay for it yourself? Have you spent hours scheming about how to earn money to get what you want? Explain that sometimes we get so carried away that we push God aside even if the thing we want is bad for us. Discuss with the students what happens to our hearts when we want something that is not what God would have for us.





















 **Timing is Everything (Object Lesson).** Get out your old turntable for your LP records and put an item on it (candy, stickers, a small toy). Turn it on just fast enough so that the object doesn't fall off. Have students try to take the object off without knocking it off the spinning turntable. If the object is knocked off, another student gets a turn. In this lesson, timing is everything. Patience is waiting for the right timing for something (God's timing). God's timing is often found through obedience to parents or at their direction. Tell the students that in today's Bible Adventure, they will see the people of Israel impatient for God's timing in getting a king. If you can't find a record player, an egg timer or an hourglass timer from a game could be used.

---



## Book:

### Presentation Ideas –

-  **Israel Demands a King (Illustration/Coloring Page).** ,  1 Samuel 8:19-20, **1SM02.GF3.**
-  **Saul (Illustration/Coloring Page).** ,  1 Samuel 9:2, **1SM02.GF4.**
-  **Saul Meets Samuel at the City Gate (Illustration/Coloring Page).** ,  1 Samuel 9:11-21, **1SM02.GF5.**
-  **Samuel Anoints Saul with Oil (Illustration/Coloring Page).** ,  1 Samuel 10:1, **1SM02.GF6.**
-  **Saul Is Affirmed by Israel at Gilgal (Illustration/Coloring Page).** ,  1 Samuel 11:14-15, **1SM02.GF7.**
-  **Pick the Tallest Child (Activity).** ,  Have the students stand up to discover who is tallest. Have that student come and sit on the throne made the previous week.
-  **Saul, the King (Role-Play).** ,  Act out the story of Saul being chosen as king.

### **Bible Adventure for K – 2<sup>nd</sup> Grades –**

“Please, please, PLEASE! Everyone else’s parents let them! Why can’t I get one?” Have you ever sounded that way? Perhaps you wanted something very badly but your parents said “no” because it was too expensive, or they thought you were too young, or it was just a foolish thing to buy. Whatever the case, your parents concluded that it was best for you and your family not to give you what you were begging for. Did you trust their decision?

In 1 Samuel, we find the nation of Israel in a similar situation. They begged and pleaded for something God knew was not best for them. He allowed them to have their way but they experienced painful consequences because of their choice not to trust God.

Under the leadership of the prophet Samuel, Israel turned away from worshiping idols. They began to look to God and saw His power in their lives. He protected them from the Philistines, and they were at peace for the first time in many years. But Samuel was getting old, and the people were afraid that when he died, God would not take care of them anymore. The nation wondered who would lead them after Samuel’s death. They certainly could not look to Samuel’s sons because they were greedy and dishonest men, not at all like their father. Should they leave their future in the hands of the Lord who had done mighty things for them, or should they place their trust in a human leader? Unfortunately, the elders of Israel made a decision that displeased Samuel and the Lord. Instead of trusting in God, they placed their trust in a human leader, a king. They wanted to be like all the nations around them who had kings. They wrongly believed that by having a king to reign over them, they would be safe! They didn’t understand that it was the Lord who was their true King, and it was He who had kept them safe.

Surprisingly, God allowed them to have their way. Even in their sin, God would work His perfect plan in the nation of Israel, but He told Samuel to warn them. Having a king would mean many hardships. Samuel told them that in the future, they would regret their sinful decision, but they would find the Lord silent to their cries for help. Nevertheless, the people refused to listen to the Lord and continued to

demand a human king. Israel was impatient and unwilling to wait for God's plan and timing. In fact, they had rejected God as their true King.

So the search was on for the first king of Israel. God knew the kind of man Israel wanted for a king, so he selected a tall and good-looking man from a wealthy family. The man's name was Saul. He was indeed the type of man the people would choose but not at all whom God would choose.

One day God led Saul to Samuel. As Saul approached, God spoke to Samuel and pointed out Saul as the future king. Samuel informed Saul that God had chosen him to be the king of Israel. Saul was completely surprised because he didn't think he was qualified. But Samuel proved to him that he was God's choice.

The time came for the entire nation to know of God's selection for their king. But when Samuel went to present Saul as God's anointed, Saul was nowhere to be found. He was hiding behind a pile of baggage! When he was finally discovered, the people shouted, "Long live the king!" Saul looked exactly like they thought a king should—tall and handsome. Surely, he was qualified to lead them and their battles.

Shortly after Saul was made king, a part of Israel called Jabesh was attacked by the Ammonites. The Israelite men of this area were afraid and tried to surrender to their attackers. But the Ammonite king would only accept their surrender on one condition: that the people of Jabesh have one of their eyes gouged out! The leaders of Jabesh asked for seven days before making a decision. During this time, they sent out messengers to the rest of Israel, desperately seeing if anyone would provide military help. When the news came to King Saul, he became very angry. He took an ox, cut it up, and spread the pieces throughout the tribes of Israel. He warned that if any tribe refused to send soldiers to help the men of Jabesh, the same thing would happen to their oxen. So, one by one, the tribes came out and provided men to fight. The following day, Saul and his soldiers defeated the Ammonites. The Israelites shouted for joy and declared their loyalty to King Saul.

After the battle against the Ammonites, Samuel gathered the people of Israel together. He scolded them for their lack of trust and loyalty to their true King, the Lord God, who had delivered them over and over again. He reminded them that despite their constant rebellion, God had shown compassion on Israel and freed them from their many enemies. And now, after the recent defeat of the Ammonites, he declared that it was God who had protected and delivered them, not Saul. Samuel then displayed the great anger of God by calling down thunder and rain, which greatly frightened the people. They pleaded with Samuel to pray for them and admitted their sin of asking for a human king and not trusting God to care for them. Samuel challenged, "Be sure to fear the LORD and serve Him faithfully with all your heart; consider what great things He has done for you. Yet if you persist in doing evil, both you and your king will be swept away" (1 Samuel 12:24-25).

By demanding a human king, the people of Israel demonstrated that they did not trust God as their king and protector. They wanted to be like the nations around them who had kings. They were convinced that a human leader was better than Almighty God! Even when Samuel warned them and gave wise counsel, they rejected it and chose to go their own way instead of God's way.

How does one make wise choices? The first step to making a wise choice is to trust in God and His Word. The Israelites didn't think God would take care of them, so they decided that they needed a human king in His place. Although God continually demonstrated His love and faithfulness, they were unwilling to trust Him. Do you trust that God will care for you, just as He has promised in His Word?

The second step to making a wise choice is a willingness to wait and be patient. The Israelites did not want to wait for God's timing, but they instead rushed ahead with their own plans. They did not even consider praying to God for His leading. When you have a decision to make, are you willing to pray and wait for God's timing?

The last step to making a wise choice is to go to a trusted Christian for wise counsel. Samuel tried to warn the Israelites of the danger of their foolish choice, but they refused to listen. When making choices, are you willing to take the time to get godly advice? By taking these steps, you will honor God with your choices and save yourself from much grief and sorrow.

### ***Bible Adventure for 3<sup>rd</sup> – 6<sup>th</sup> Grades –***

The boy Samuel grew up to be a godly man who served both as Israel's last judge and as a prophet, a special messenger to God's people. Under Samuel's spiritual leadership, Israel experienced peace from Philistine attack for the first time in many years. They began to turn away from their worship of idols and return to the worship of the one true God. Now, after many years, Samuel was growing old and the people knew that he could not lead them much longer. Samuel had two sons who might have led the nation, but although Samuel made them judges over Israel, they proved to be dishonest men who were not interested in following God as their father had all his life. When Samuel died, who would lead Israel? Through whom would God do His mighty works when Samuel was gone?

These were the questions going through the minds of the people of Israel. To add to that, they had been watching the nations around them. Some of these nations had conquered them in the past, and the Israelites forgot that those defeats were the result of their own rebellion against God. The people of Israel saw these nations being led by mighty kings, and they decided that they wanted to be ruled by a king, too. They wanted to be like all the other nations, and they wrongly believed that having a king to lead them would keep the nation safe.

Samuel did not like the people's demand for a king, but he took their request to the Lord. To his surprise, God told Samuel that he would give the people what they asked for. You see, years before this, God had predicted that Israel would be led by kings (Deut. 17:14, 28:36). Sometimes, when we stubbornly demand something from God, He will give it to us, even if it is not the best thing for us. He does this so that we can learn a valuable lesson. Israel still needed to learn that it was God who cared for them and it was God on whom they needed to depend. Before He granted the people's request, God told Samuel to warn them what life under a king would be like. The king would tax their crops and flocks, make them into his servants, and take the best of their animals, servants, and even their sons. Samuel told them that there would be a time when they would regret having asked for a king, and that God would refuse to listen to their cries for help. Now, if you were listening to Samuel's warning, wouldn't you think to yourself, "Wait a minute! Having a king lead us doesn't sound like such a good deal. Maybe we'd better think this over!" Not the Israelites! Even after God's warning given through Samuel, they continued to demand a king. They wanted their king to go out and fight their battles for them. And who had given them victory in battle up to this point? God had! Yet the nation of Israel turned its back on God once again and chose a human king instead! Amazing, isn't it?

Samuel sent everyone back to his own city, and the search for the new king began. God knew the kind of man the people would look for in a king, so He chose Saul, the son of Kish, a very tall, very handsome man about 30 years of age, from a wealthy family. He was also from the tribe of Benjamin, which the people liked. Saul was really the people's choice, not God's, since God had predicted in Genesis 49:10 that the true line of kings would come from the tribe of Judah.

God made his choice of king known to Samuel, and He told him that He would send Saul to him the very next day. Sure enough, while God was speaking to Samuel, Saul was in the middle of a disappointing search for some missing donkeys belonging to his father. He and his servant were just about to give up when the servant suggested that they go see the man of God in the city (who turned out to be Samuel). They hoped the man of God could tell them where to find the donkeys. When Samuel saw Saul approaching, the Lord said to him, "This is the man I spoke to you about; he will govern my people." Imagine Saul's surprise when Samuel told him that he would become king over Israel!

Samuel invited Saul to a private banquet, where Saul was the honored guest. He anointed Saul with oil and prophesied about several signs that would show Saul that he was the chosen king. Samuel prophesied that Saul would meet several people that day. He even described where Saul would meet them, what they would say to him, even what they would be holding! The last group of people Saul would meet would be a group of prophets coming down from a high place where the people worshiped idols. When he met them, the Spirit of God would come upon Saul, and he would be a changed man. This sign would show that God had prepared Saul to serve as Israel's king. After Saul left Samuel, all the signs came true, just as Samuel had predicted!

Now it was time for the entire nation to know of God's choice for their king. Samuel called the tribes together at Mizpah, and spoke God's words to them. God reminded them, through Samuel, that it was He whom had led them out of slavery in Egypt, and had saved them from their enemies in the years after that. Then God said, "But you have now rejected your God, who saves you out all your calamities and

distresses. And you have said, 'No, set a king over us.' So now present yourselves before the LORD by your tribes and clans" (1 Samuel 10:19).

Then Samuel began to single out the tribes one by one until the tribe of Benjamin was chosen. After that, he singled out the families, and Saul's family was chosen. Finally, the choice came down to Saul, but when the people went to find him, he was nowhere to be found! Overwhelmed by the fact that he was about to become king, Saul had hidden himself in some baggage. When he was found, the people shouted, "Long live the king!" Saul looked like just the sort of man they wanted to lead them.

The people soon found out what kind of military leader Saul would be. Nahash, king of the Ammonites came against them with his army, but Saul led an early-morning attack and defeated the Ammonites. The people rejoiced and reaffirmed their loyalty to Saul.

After this victory, Samuel called the people to Gilgal where they would set up the kingdom to be led by Saul, and they officially made Saul king before the Lord. Samuel used this opportunity to have a heart-to-heart talk with the people of Israel. He reminded them again of the great things God had done for them, raising up leaders to lead them out of Egypt to the Promised Land. It was God who had raised up judges to lead the people out of their deadly cycles of sin and back to worshiping Him, the only true God. But, when the Israelites saw the power of the Ammonites under King Nahash, they demanded an earthly king to lead them, ignoring that it was the Lord who was their King.

God had given them their king, but Samuel made it clear to the people that they were still accountable to God for their actions. Even though a king was not God's first and best choice, He would remain faithful to them if they feared and served him. But if they rebelled and disobeyed the commands of the Lord, God would be against them, just as He had been against their fathers when they rebelled. Samuel then revealed God's anger with the people by asking God to send thunder and rain. When He did, the people were frightened and asked Samuel to pray for them. They knew they had sinned by asking for a human king. Samuel reassured them with these words: "Do not be afraid. You have done all this evil; yet do not turn away from the LORD, but serve the LORD with all your heart" (12:20).

It's easy to see that the nation of Israel did not make a wise choice in its demand for a king. Even when Samuel gave them good counsel, they ignored it and chose to go their own way instead of God's way. How can we learn to avoid making unwise choices, and learn to make good ones?

Making good, wise choices begins with having the right heart attitude. Most important is a basic trust in God and in His Word, and putting God first in our lives. The Israelites wanted a king, which wasn't necessarily bad, but they wanted to replace God himself with their human king! That they would want to make such an exchange proves that they were unwilling to trust in God. They didn't pay attention to God's Word either, or they would have known that the King of Israel was to come from the tribe of Judah, not from Benjamin.

Making wise choices also involves a willingness to wait and be patient. The people of Israel did not want to wait for God's timing but rushed ahead, giving no thought to what God wanted. Often our rushing ahead costs years of delay, but God is never in any hurry. Are you willing to wait on God's timing and be in prayer?

Finally, making wise decisions means listening to wise counsel. Samuel tried to warn the people of the dangers of their foolish choice, but they would not listen. Those who make good choices will seek the advice of godly people. Are you willing to receive wise counsel?

### Aim Questions:

1. **Why did Israel want a king?** *They wanted protection from their enemies (8:20).*
2. **What was wrong with Israel's choosing a king for itself?** *They demonstrated a heart that lacked trust in God as their King (8:19-20).*
3. **What do you think the people were looking for in their king?** *That he would look like a king ~ tall and handsome (10:23).*
4. **How should the Israelites have known that Saul wasn't God's choice for their king?** *God had predicted earlier that the kingly line would come from the tribe of Judah, not Benjamin (Genesis 49:10).*
5. **What can we learn from Israel's poor choice in wanting a human king instead of God?**
6. **How can we make good and wise choices?**



### Look:



**Wait for Instructions (Snack Idea).** Use the recipes for the two batches of cookies described during the HOOK activity, "Got What You Wanted?" During the praise time or another time when the students are away from their seats, put a napkin with a cookie from Batch #1 at each seat. Instruct the students to return to their seats for snack time but to wait for their instructions before eating! Take a minute or two to review today's Bible Adventure. Explain to them that although we may want something immediately, we need to wait for the right time, as it is determined by God – and by those He puts as authorities in our lives. Ask the students, "Are you hungry for your snack? Do the cookies in front of you look good?" Warn them that these cookies are not good to eat. (If they want to take a little taste and see, give them permission). Next, thank God for the snack the students are about to have and thank Him for today's Bible lesson. Have a helper give them a cookie from Batch #2 as another helper offers the wastebasket to each student to put their bad cookie into.




**Steps to Right Choices (Craft).** Each student will need:

1SM02.GF8 Pgs. 1-3 copied onto different colored cardstock  
scissors  
small brad

Each student should have five different footprints. Have them cut out each footprint and put them in a pile with the "Steps to Right Choices" foot on top. Put a brad in at the heel to hold them all together. As you fan the footprints out, discuss the steps to making right choices and what the Bible says about each step.



**What Does It Take? (Worksheet).**  Let's look and see what it takes to be a king. Using the 1SM01.GF9 worksheet, have students look up the verses listed. Read the entire passage and cross off each of the requirements that **do not** apply to being a king. Review the list and see if you could be a king.




**Make Your Choices (Collage).**   Each student will need:

a set of footprints from 1SM02.GF10 Pg. 1  
a label from 1SM02.GF10 Pg. 2  
(1) sheet of construction paper  
pictures from magazines  
scissors  
glue

This is a follow-up to the HOOK activity, where having heard the Bible Adventure and talked about the steps to making wise choices, the students can now go through some of the same pictures and ads and pull some of these to make a collage. Each student should have several items to paste down on their pages. Once they have done this, they can then paste the footprints on top and the label at the top of the page to complete their collage.



**Aim Questions (Worksheet).**  Have students answer the aim questions about today's Bible Adventure, 1SM02.GF11.

**Passage Review Questions (Worksheet).** 🦋, 🦋 This booklet contains many questions from the Scripture passage covered in today's lesson. Students may work on them in class and complete them during the week at home, **1SM02.GF12**.

**1 Samuel 12:20 (Memory Verse Song).** 🦋, 🦋 Words and music for today's memory verse are available upon request from Children's Ministry.

**Steps to Wise Choices (Craft).** 🦋, 🦋 Each student will need:  
**1SM02.GF13 Pg. 1** copied onto white cardstock  
**1SM02.GF13 Pg. 2** copied onto colored cardstock  
scissors  
glue

Have the students follow the instructions to construct the steps and paste onto the craft base as shown in the diagram. Cut out and paste a "foot" label on each step, starting from the base and ending on the top. Review the four steps to wise choices with the students.

**What Do I Choose? (Worksheet).** 🦋 Discuss how the Bible gives us wisdom about how to behave in a variety of situations. Give each student **1SM02.GF14** to complete.

**Choosing a Leader (Discussion/Activity).** 🦋, 🦋 Have the class choose a leader for themselves, given the following scenario: The church has been invited to participate in a publicized national league of basketball by entering its own team. Players, staff, and helpers will come from the church itself, but because of the rare opportunity, applications for the coaching position have been submitted by famous people from all over the country. The class must choose one coach from the following list of applicants, or if desired, from the members of the church. Establish a facilitator for the class discussion. The list of applicants is: Shaquille O'Neal, Billy Graham, Michael W. Smith, Michael Jordan, or anyone from the church.

**Repentance Relay (Relay Game).** 🦋 Use this relay game to reinforce the four steps of a repentant heart with your students:

- 1) TURNING to the Lord
- 2) SEARCHING the Word
- 3) PRAYING to the Lord
- 4) ASKING for wise counsel


Organize the students into approximately five teams (depending on the size of your class and the number of baseball bats you have). Have each team perform the following relay course. First, TURNING, where the student runs across the room to a bat designated for his relay team and places his forehead against the bat and turns 360 degrees around the bat five times before running back to tag the next student in his team. This second student is then SEARCHING the Bible, just beyond the bat, to find Mark 1:15 (or another verse) and read it aloud before running back to tag the next two teammates. The third student in line will be WAITING on the Lord as the fourth student blindfolds him to lead him to the other side of the room, tagging the opposite wall, and back. (It will be helpful to show students how a blind person is led by a seeing person, where the blind person holds the arm of the seeing person just above his elbow). Finally, ASKING occurs where all the students in the teams break out of line to find a hidden 3x5 card containing a short sentence of wise counsel (a verse from Proverbs will suffice nicely). The first team to have found one of these cards and return to their line, kneeling with hands folded in a prayer position, wins.




**Took:**

**Memory Verse Review (Scrambled Footprint Game).** 🦋, 🦋 Write the words of the memory verse onto footprints and scramble them. Have the students work in teams and assemble the verse as fast as they can.



 **Making Choices This Week (Activity/Discussion).**

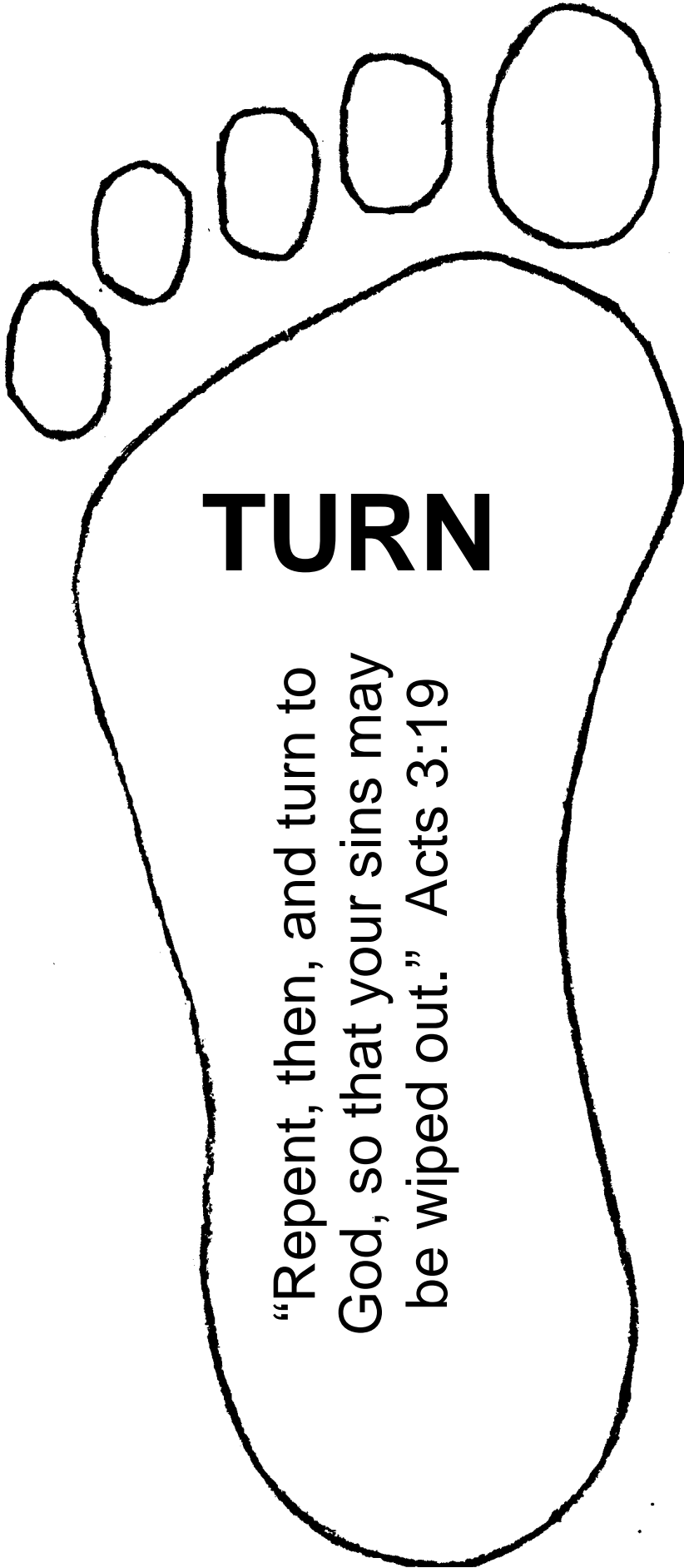
 Bring in four stepping stones. Have the following words taped onto the stones. "Turn," "Search," "Pray," and "Ask." As the students step on these have them repeat the words. Discuss whether the children of Israel did these things and what they should have done. How do we make wise choices? The people of Israel did not make wise choices. They wanted a king like the nations around them but did not go about it according to God's Word and ways.

 Before class think of some "real life" situations that your students might face this coming week. Place four large footprints (Turn, Search, Pray, Ask) on the floor in front of class. Call a student to the front and tell him/her the situation. As he or she steps onto the "Turn" footprint, ask the class what they think God would have him or her do. Tell the student to step onto the next footprint, "Search," and look up a Bible verse which might give some direction in making this choice (you will need to prepare these before class). Next, have the student step onto the "Pray" footprint and ask how he or she might pray for this situation. Finally, the student will move to the "Ask" footprint and be given the opportunity to tell you who might be the one to help the student decide how to make this choice. Perhaps your students might be able to come up with some suggestions for situations and choices they are facing now. Use these along with those you have prepared.

 **A Step in the Right Direction (Memory Verse Review).**  Place footprints on the floor and have students line up behind the teacher. Take a step in unison onto a footprint and say one word from the memory verse. All together, take the next step and say the next word. Continue slowly so that all can stay together. Be sure to have enough footprints. Try it several times while choosing different leaders, and see if you can build up a little speed.

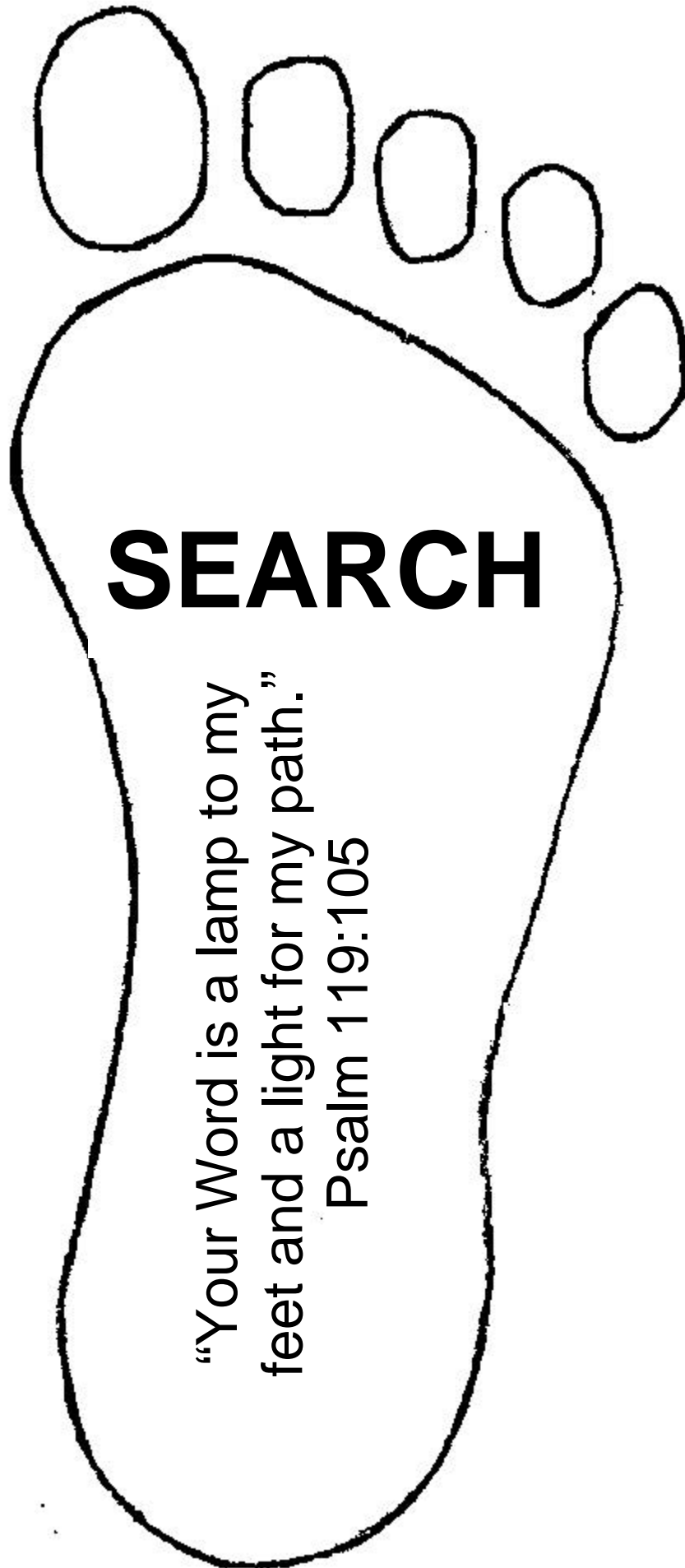
**Variation:** Bring in four stepping stones. Place the stones far enough apart that the students have to stretch. Have one student slowly go across the stones. For each stone, the whole class says a part of the verse. Stone #1: "Do not be afraid," Samuel replied." Stone #2: "You have done all this evil." Stone #3: "Yet do not turn away from the LORD." Stone # 4: "But serve the LORD with all your heart." To start, you can tape the portions of Scripture onto the stones and then take the writing off later.

 **Trusting God Workbook (Take-Home Workbook).**  Duplex copy **1SM02.GF15 Pgs. 1-4** for each student. This workbook is designed to challenge the students to apply what they have learned through the lesson. The workbook is broken down into four sections: turn, search, pray, and ask. They will write down the situation they are dealing with on the "turn" page to show that they are turning to the Lord for His guidance. They will then search the Word and write down the verses that provide wisdom or solutions to their situation. On the "pray" page, they will write down what (specifically) they prayed for and fill in the date section. There is also a space to record the date when the prayer is answered. They should then ask someone who is wiser in the Word for direction in this situation and record that person's response.



# TURN

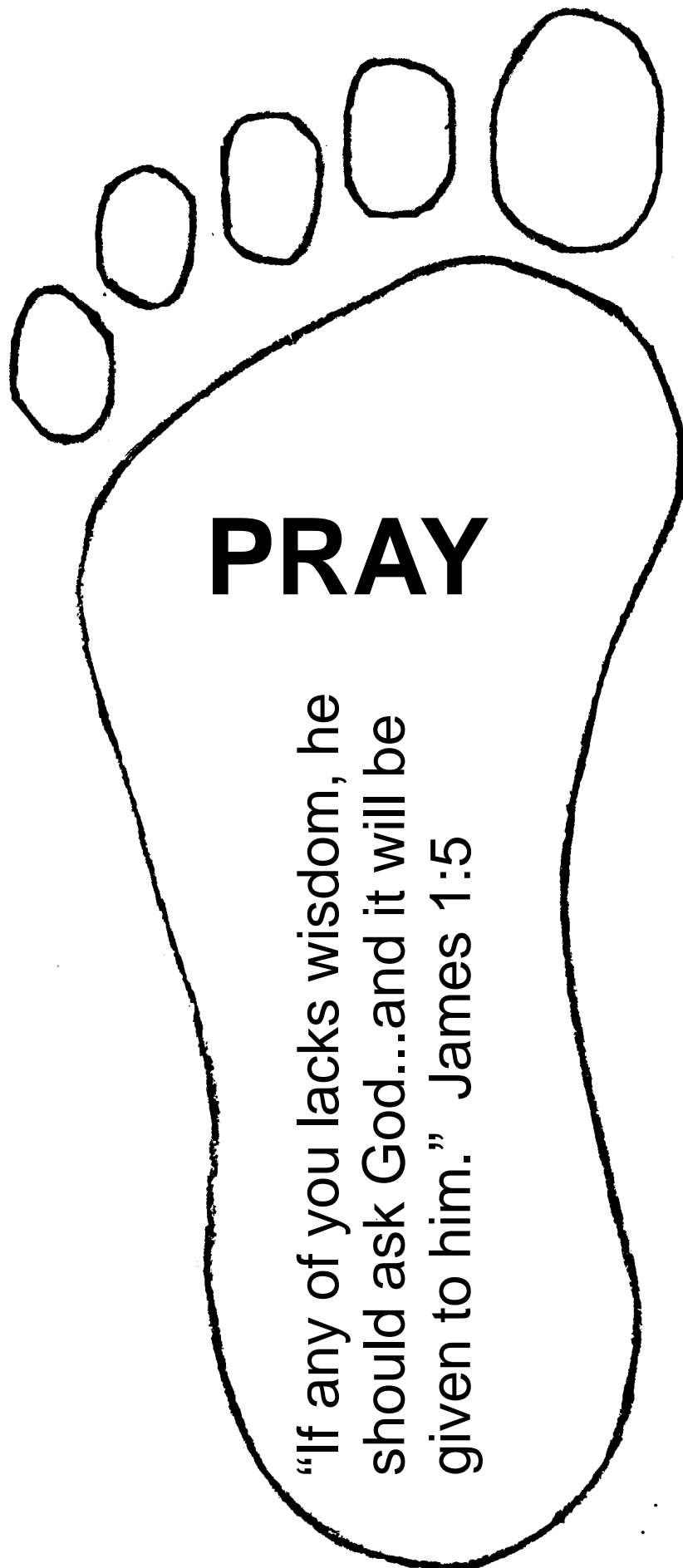
“Repent, then, and turn to  
God, so that your sins may  
be wiped out.” Acts 3:19



# SEARCH

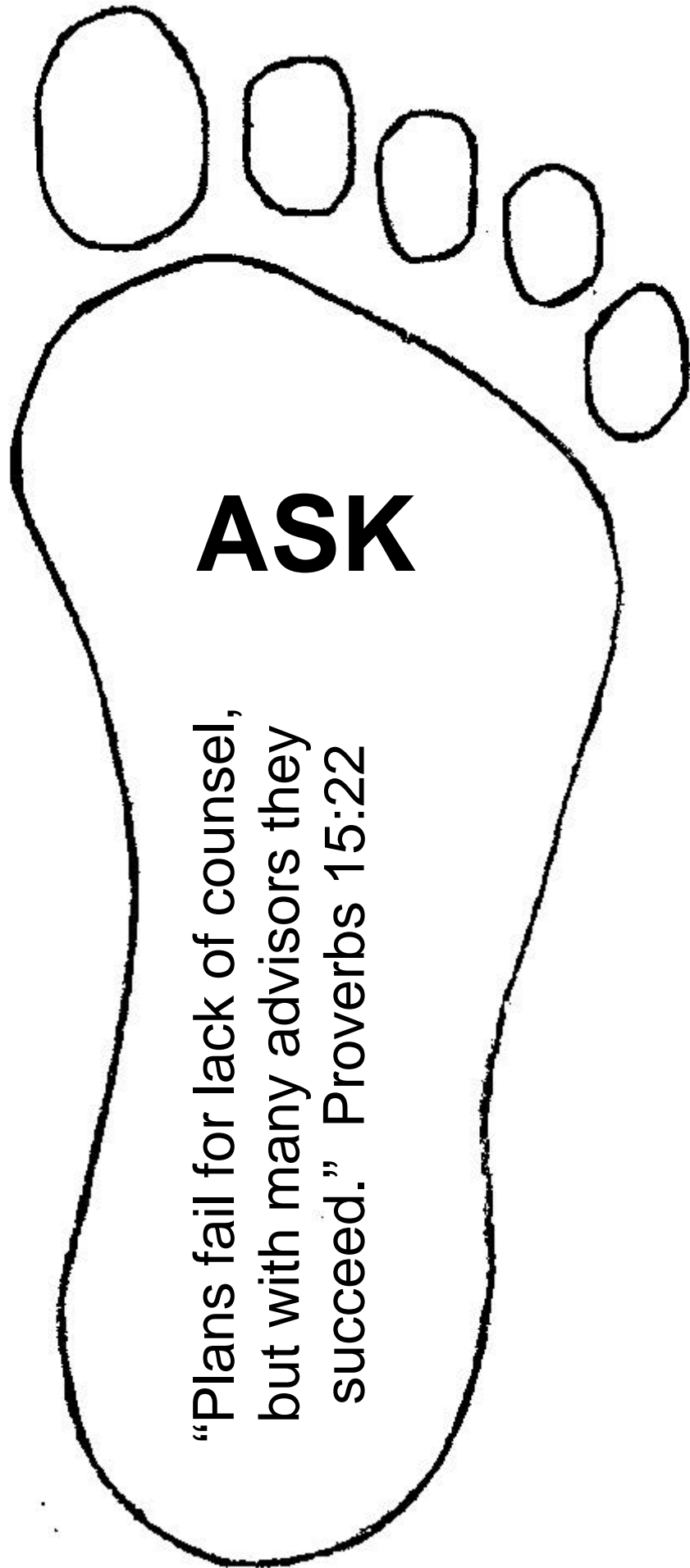
"Your Word is a lamp to my feet and a light for my path."

Psalm 119:105



# PRAY

“If any of you lacks wisdom, he should ask God...and it will be given to him.” James 1:5



**ASK**

"Plans fail for lack of counsel,  
but with many advisors they  
succeed." Proverbs 15:22

# Choose a Tool and Complete a Task

Using the tool you chose, move a balloon from one side of the room to the other without letting the balloon touch your body or the floor. Only your tool may touch the balloon.


Using the tool you chose, move an egg from one side of the room to the other without letting the egg touch your body or the floor. Only your tool may touch the egg.

Using the tool you chose, get a balloon all the way into the cup without letting the balloon touch your body or the floor. Only your tool may touch the balloon.

# Israel Demands a King



Saul



# Saul Meets Samuel at the City Gate



# Samuel Anoints Saul with Oil



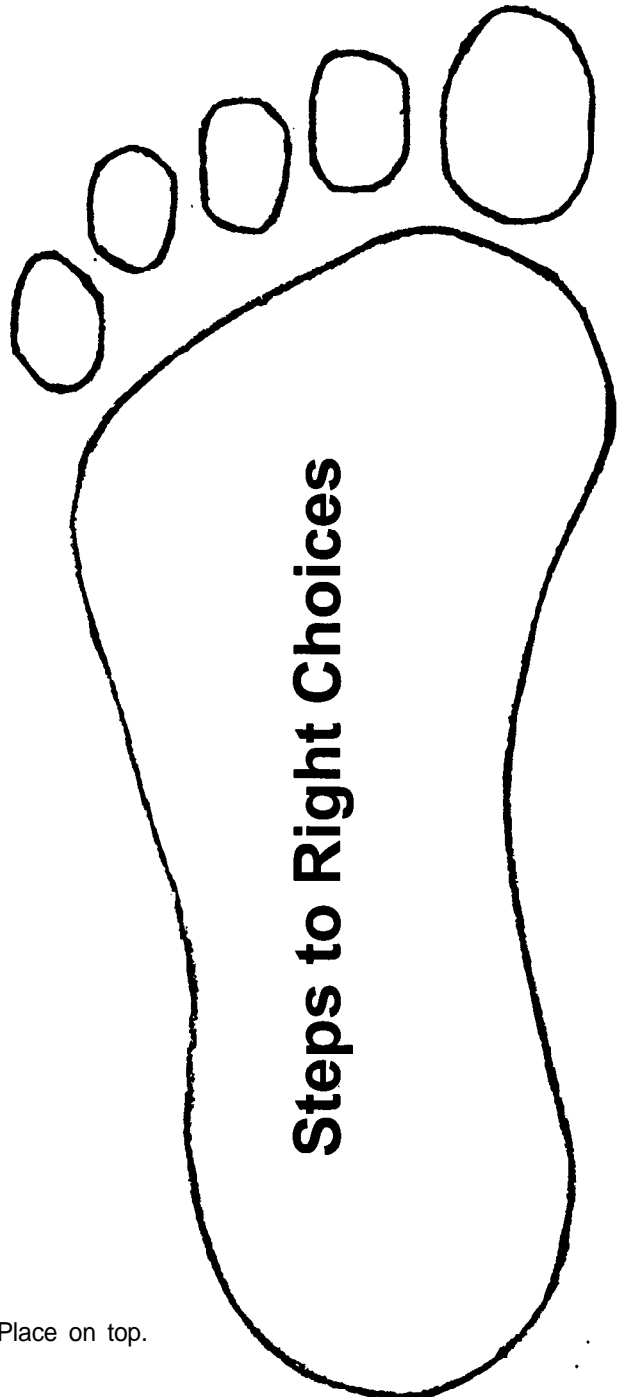
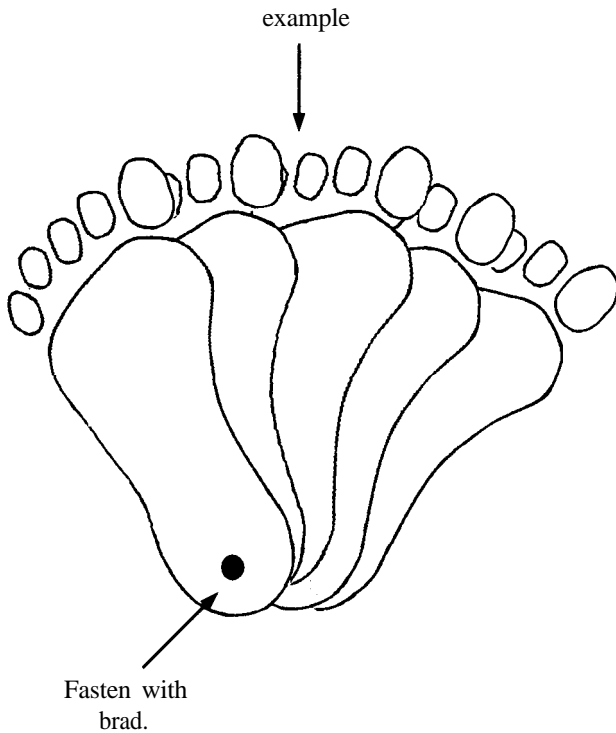
# Saul Is Affirmed by Israel at Gilgal

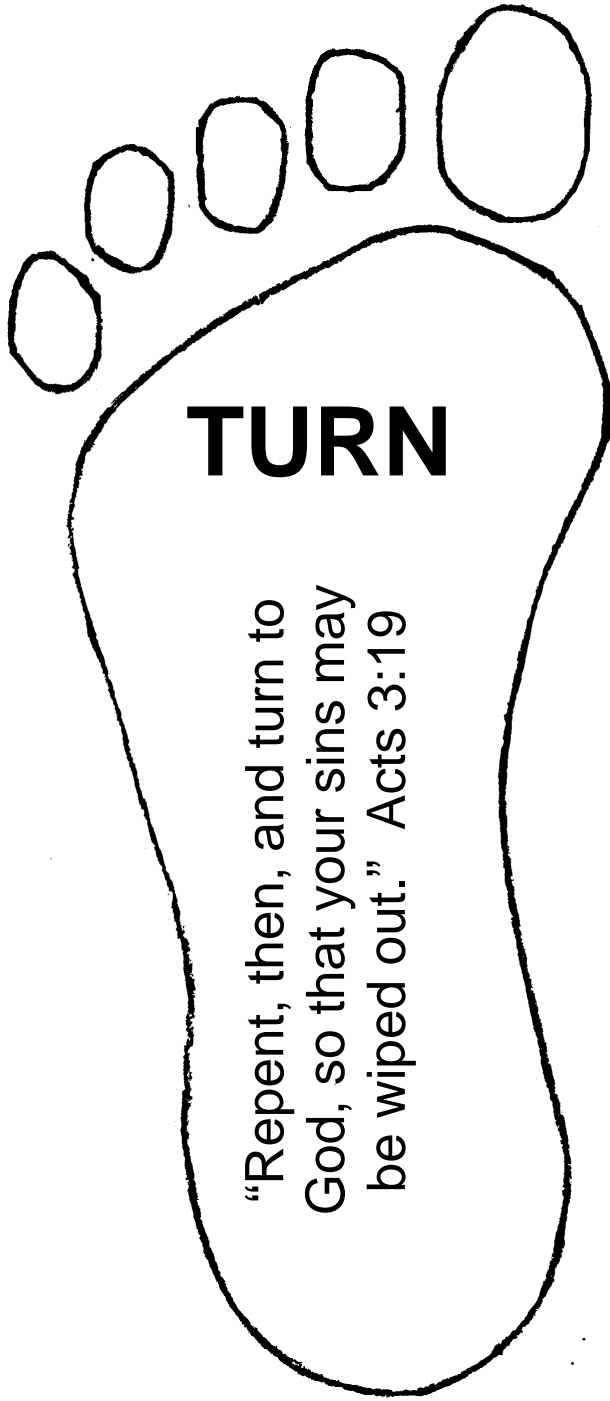


# Steps to Right Choices

- ◆ Cut out the footprints and place one on top of the other in the right order.
- ◆ Place the footprint with the title “Steps to Right Choices” on the top.
- ◆ Punch a hole at the heel and secure with a brad.
- ◆ Fan out the feet as you discuss what each step means in making right choices.

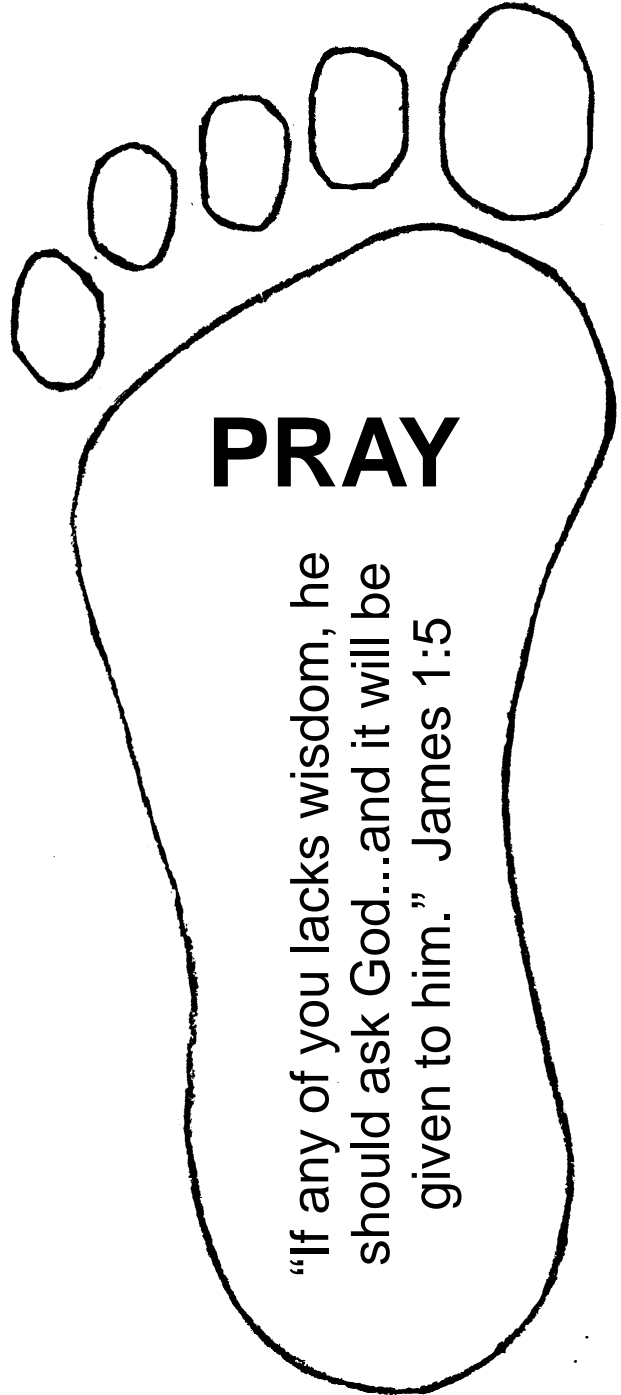
1. Turn
2. Search
3. Pray
4. Ask





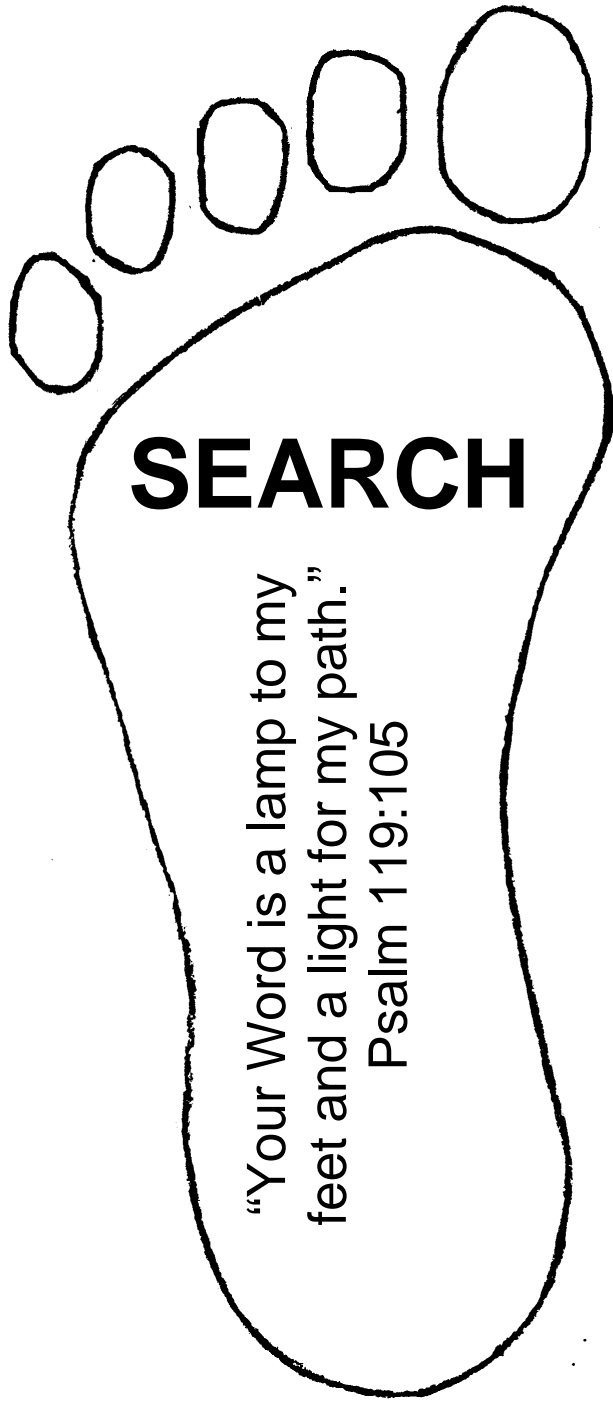
## **TURN**

“Repent, then, and turn to  
God, so that your sins may  
be wiped out.” Acts 3:19



## **PRAY**

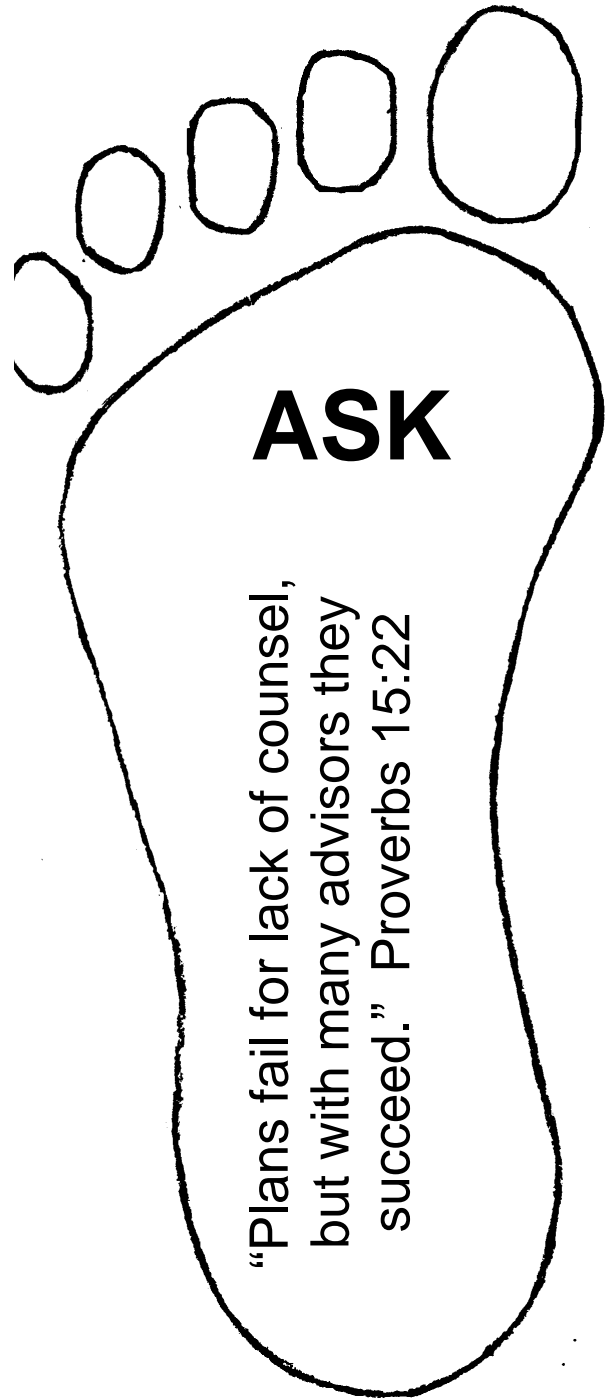
“If any of you lacks wisdom, he  
should ask God...and it will be  
given to him.” James 1:5



# SEARCH

"Your Word is a lamp to my feet and a light for my path."

Psalms 119:105



# ASK

"Plans fail for lack of counsel, but with many advisors they succeed." Proverbs 15:22

# What Does it Take?



“Be sure to appoint over you the king the LORD your God chooses.”  
Deuteronomy 17:15a

Read Deuteronomy 17:14-20 and cross out all of the items listed below that do not apply to being a king, leaving only what the Bible says.

- A king must be chosen by God.
- The elders of the church must agree on the proper appointment of a king.
- A king must must be a brother and not be a foreigner.
- A king must be at least 14 years old.
- A king must not acquire great numbers of horses.
- A king must not acquire great numbers of goats, sheep or camels.
- He must not take many wives.
- He must not have fewer than three children.
- He must not accumulate large amounts of silver and gold.
- He must not accumulate many ships.
- He is to write for himself on a scroll a copy of this law.
- He is to read the law all the days of his life.
- He is to pray three times each day.
- He is to make a cassette tape of the law and listen to it while driving.
- He is to follow carefully all the words of this law.
- He is not to consider himself better than his brothers.
- He is not to consider himself better than his sisters.
- He is not to turn from the law right or left.
- He is to give his mother chocolates on Mother’s Day.



<i>Steps to Making Wise Choices</i>	<i>Steps to Making Wise Choices</i>	<i>Steps to Making Wise Choices</i>
<i>Steps to Making Wise Choices</i>	<i>Steps to Making Wise Choices</i>	<i>Steps to Making Wise Choices</i>
<i>Steps to Making Wise Choices</i>	<i>Steps to Making Wise Choices</i>	<i>Steps to Making Wise Choices</i>
<i>Steps to Making Wise Choices</i>	<i>Steps to Making Wise Choices</i>	<i>Steps to Making Wise Choices</i>
<i>Steps to Making Wise Choices</i>	<i>Steps to Making Wise Choices</i>	<i>Steps to Making Wise Choices</i>

# Aim Questions

Answer the following questions about today's Bible Adventure.

1. Why did Israel want a king?
2. What was wrong with Israel's choosing a king for itself?
3. What do you think the people were looking for in their king?
4. How should the Israelites have known that Saul wasn't God's choice for their king?
5. What can we learn from Israel's poor choice in wanting a human king instead of God?

How can we make good and wise choices?

*Am I trusting God's Word?*

*Am I willing to wait on God's timing in prayer?*

*Am I willing to receive wise counsel?*

**1**  
**Samuel**  
**8 - 12**

“Do not be afraid,” Samuel replied. “You have done all this evil; yet do not turn away from the LORD, but serve the LORD with all your heart.”

I Samuel 12:20

## Passage Review Questions

### 1 Samuel 8 - 12

As Samuel grew old, whom did he appoint as judges over Israel?  
8:1

Why did all the elders of Israel gather together and go see  
Samuel regarding his sons? 8:3

What did they want to talk to Samuel about? 8:4

What was Samuel when he heard this? 8:6

What did the Lord tell Samuel when Samuel talked to him? 8:7-  
8

What did the Lord want Samuel to tell the elders? 8:9

What are the things that a king would have the people do  
8:11-17

- 1.
- 2.
- 3.
- 4.
- 5.
- 6.
- 7.
- 8.
- 9.
- 10.

Did the people listen to Samuel? 8:19

Why did the people want a king over them? 8:20

Who was appointed as king over Israel? Why? 9:2, 15-17

What was the story of how Saul became king? 9:1-14

From what tribe was Saul? 9:21

What did Saul and Samuel do together? 9:24b

What was the reason that the servant was to go ahead of Saul when they were to leave the next day? 9:27b

What did Samuel tell Saul after he poured oil on Saul's head? 10:1b-8

When Saul turned to leave Samuel, what did God do to Saul's heart? 10:9

At Mizpah, each tribe was to present itself before the Lord by tribes and clans. When all were assembled, which tribe was chosen? 10:20

As each clan was brought forward from the tribe of Benjamin,

who was chosen? 10:21

Where had Saul hidden himself? 10:22b

What was shouted when Saul was found and brought forward? 10:24b

What happened shortly after this? 11:1

What was the demand of the Ammonites for the Israelites to be in submission to them? 11:2

How many days did the Israelites have to make up their minds, and what was done during these days? 11:3-6

What was cut up and sent to every tribe of the Israelites, and what was the threat if Saul's and Samuel's commands were not obeyed? 11:7

With certain orders given to the people of Jabesh Gilead, did the Ammonites suspect anything? 11:11

After this, what did Samuel give to the Israelites? 12:1-3

How did the Israelites answer Samuel? 12:4

What did Samuel recount to the Israelites, and what was his

# Steps to Wise Choices

## Instructions

Use cardstock for this craft. Cut out stairs and fanfold to make steps. Cut out craft base on page two and paste stair as shown. Cut out feet and paste on stair treads.



Paste strip

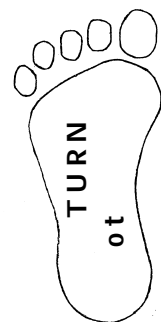
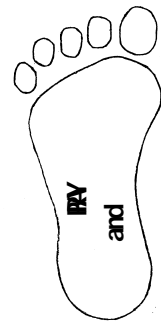
Back of stairs

Fold line

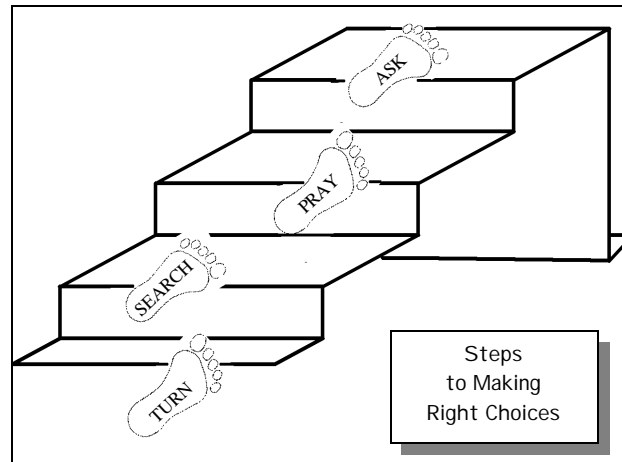
Stair tread

Stair riser


Paste strip



Example



Cut out craft base.





## What Do I Choose?

1. Your sister spills milk on the table. Do you
  - a. call the cat to lick it up?
  - a. point at her and laugh?
  - a. call the plumber?
  - a. help her clean it up?

**HINT:** "Do to others what you would have them do to you" (Matthew 7:12).
2. Your mother asks if your homework is done. Do you
  - a. lie and say "yes" so that you can go outside?
  - b. call the plumber?
  - c. tell her you're still working on it?
  - d. eat a sandwich?

**HINT:** "Keep your tongue from evil and your lips from speaking lies" (Psalm 34:13).
3. Your friend wants to steal something from the store. Do you
  - a. call the plumber?
  - b. tell them to call the plumber?
  - c. tell them you're not interested because stealing is wrong?
  - d. go to the store with them?

**HINT:** "You shall not steal" (Exodus 20:15).
4. Your friend from church shows up at school with weird clothes on. Do you
  - a. point him out to your friends and laugh?
  - b. ignore him?
  - c. call the plumber?
  - d. be his friend anyway?

**HINT:** "A friend loves at all times" (Proverbs 17:17).
5. Your bike was stolen. Do you
  - a. eat a sandwich?
  - b. kick the dog?
  - c. use foul language?
  - d. ask God to help you find your bike and forgive the person who took it?

**HINT:** "For if you forgive men when they sin against you, your heavenly Father will also forgive you" (Matthew 6:14).

# PLAY

## Steps of Repentance RelayGame:

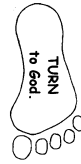
Have your children trace their feet onto pieces of blank paper. They will need two right feet and two left feet. Each person will have their own set.

Put the following application points on the cut out feet. One on each foot. For older children, have them write out the corresponding verses.

- ◆ Turn to the Lord in repentance. Acts 3:19
- ◆ Search God's Word. Psalm 119:05
- ◆ Pray to the Lord. James 1:5
- ◆ Ask for godly, wise counsel. Proverbs 15:22

Place the feet in a large circle or in a circuit around the house or living room. Have a family race. The whole family is a team, and the clock is what you want to beat. Each person takes a turn running on the footprint steps. They must repeat the key word of each foot print they step on. See how fast as a family you can get through the circuit.

After the race ask each child what the steps mean and to what issue in their life they need to apply them.



FAITH BIBLE CHURCH


10/22/2000

# FAMILY FUN SHEET

This is what we learned today:

- Passage** ~ 1 Samuel 8-12
- Memory Verse** ~ 1 Samuel 12:20  
 "Do not be afraid,' Samuel replied, 'You have done all this evil; yet do not turn away from the LORD, but serve the LORD with all your heart.'"
- Application Points** ~
  - ◆ Turn to the Lord in repentance
  - ◆ Search God's Word
  - ◆ Pray to the Lord

Israel Demands a King



## Share the true Gospel with your children

In Ephesians 6:4, Paul told fathers to bring their children up in the ways of the Lord. The most crucial part of training children is sharing an accurate Gospel thoroughly and regularly. No where in Scripture is anyone asked to "ask Jesus into your heart" in order to be saved. The application points in today's lesson are elements of the true Gospel. "Turn" or repent is the first step. The other steps are manifestations of saving faith: "Search," looking to find God's will through His Word. "Pray," showing our dependence and faith in God's timing and will. "Ask," for wise counsel shows that we are dependent on Christ's body, the church, for spiritual direction. This is especially true for young children toward godly parents, teachers, and leaders. This faith in God and not our good works is manifested through these steps. Read Ephesians 3:8-10 for more insight.

### Upcoming Events:

Fall Festival is just a week away on Tuesday, October 31st. The theme is Heroes of the Faith. Come dressed as your favorite Bible character. Invite a friend!



## PRAISE

- Samuel Heard** (*tune: "Mary Had a Little Lamb"*)  
 Samuel heard and obeyed God, obeyed God, obeyed God  
 Samuel heard and obeyed God, and grew in God's word.  
  
 King Saul was chosen the king, chosen king, chosen king  
 King Saul was chosen the king; he should obey the Lord.
- Trust and Obey** (*chorus*)  
 Trust and obey, for there's no other way  
 To be happy in Jesus, but to trust and obey.

## PASSAGE

- Daily Bible Reading:** 1 Samuel has many easy to follow narratives for all ages. Here is a breakdown of passages you can read throughout this week:

**Day 1:** Chapter 8

**Day 2:** Chapter 9

**Day 3:** Chapter 10

**Day 4:** Chapter 11

**Day 5:** Chapter 12

- Family Bible Night: 1 Samuel 12:12-25**

After the battle against the Ammonites, Samuel called the people to Gilgal where they would renew the kingdom and reaffirm Saul as their king. Samuel used this opportunity to rebuke the nation once again for their lack of trust and loyalty to their true King, the Lord who had delivered them each and every time. Samuel recounted how God had freed their ancestors from the hands of the Egyptians, the Philistines, and the many other enemies in the land of Canaan. He reminded them of their continual rebellion, and how each time the Lord displayed His compassion upon them. Samuel brought to mind their recent victory over the Ammonites and gave credit to the Lord, not Saul, for this victory.

Even though the nation of Israel had rebelled against God by asking for a human king, God would still remain faithful to them if they feared and served Him. But if they rebelled and disobeyed the commands of the Lord, God would be against them, just as He had been with their fathers. Samuel then displayed the great anger of God by calling down thunder and rain. God sent thunder and rain that day and the people were greatly afraid and asked Samuel to pray for them. They admitted their sin of asking for a human king. Samuel exhorted the people and said, "Be sure to fear the LORD and serve him faithfully with all your heart; consider what great things he has done for you. Yet if you persist in doing evil, both you and your king will be swept away" (12:24-25).

## PERSONAL APPLICATION

### ***Our Choice or God's Choice?***

The people of Israel demonstrated the true condition of their heart in the choice they made. They showed that they were unwilling to trust God as their King and Protector. They wanted to be like the other nations who all had kings. Somehow, this influence swept over their minds so that they believed a human leader was better than a Sovereign God! Even when Samuel warned them and gave them wise counsel, they rejected it and chose to go their own way instead of God's way. But how does one make good, wise choices?

Making good, wise choices are usually marked by heart attitudes. The first is a basic trust in God and His Word. Wanting a king wasn't necessarily a wrong thing, but the people wanted a king in the place of God Himself! This showed that they were unwilling to trust in God. They also didn't believe His Word either. This is evidenced in the fact that Saul was from the tribe of Benjamin. God had already predicted a kingly line from the tribe of Judah. ***Am I trusting God's Word?***

The second mark of a godly choice is a willingness to wait and be patient. The Israelites did not want to wait for God's timing but rushed ahead. They gave no thought of praying to God for His leading. And God was willing to spend a generation on their mistake to demonstrate that He is never in a hurry. ***Am I willing to wait on God's timing in prayer?***

The third mark of a good choice is listening to wise counsel. Samuel tried to warn them of the impending danger of their foolish choice, but they refused. Those who make good choices will seek out the wise counsel of others. ***Am I willing to receive wise counsel?***

## PRAYER

As preparation for your prayer time, ask your children what character qualities or attributes of God they see in this passage. You might need to discuss a few with them.

**Adoration:** Praise God for the attributes of God that they saw in the Bible reading. Faithfulness, justice, sovereignty, mercy, etc.

**Confession:** Ask for forgiveness for any ways you haven't honored God this week.

**Thanksgiving:** Thank God for His words and the way He called Samuel as well as Samuel's example. Thank Him for anything else that comes to mind.

**Supplication:** Ask God for help in honoring Him, even after we have sinned.