

**Materials I Need:**

**Legend:**

-  = Option 1, Appropriate for 1<sup>st</sup> – 2<sup>nd</sup> Grade  
 = Option 2, Appropriate for 3<sup>rd</sup> – 6<sup>th</sup> Grade



**Focus Verse:**



“Because you did not obey the LORD or carry out His fierce wrath against the Amalekites, the LORD has done this to you today.” Samuel 28:18



**Memory Work:**

“But David found strength in the LORD his God.” 1 Samuel 30:6b

## Hook:

**God's View of Strength (Activity/Discussion).**   Have pictures or items available as you talk about physical vs. spiritual strength. Demonstrate physical strength by lifting different things such as bricks, dumbbells, a jar of pennies, feathers, marshmallows, etc. Now talk about another kind of strength—the strength of character. Explain to the students that this is when we choose to do the right thing even when it is very difficult. This is having hope in the face of desperation. This is obedience to God above all else. Review David's situations since being selected by God and appointed by Samuel as the next king of Israel. A king must have a strong character in order to lead God's people. Discuss times when your students have been in situations where they needed to be strong in character.

**Our Humility Glorifies God (Object Lesson).**   Demonstrate, by using a balancing scale, how God is lifted up or glorified when we are humble. Illustrate God by placing an object on one side of the scale. Now add “acts” of humility to the other side, one at a time, so that the more you add the higher God is elevated. Discuss how David relied upon God and acknowledged Him in all his victories. God deserves all the glory for the successes He gives us.

**“The Sovereign” Says (Activity).**   This activity will run much like the infamous “Simon Says” game that is popular for all ages. Assign one of the Children's Ministry leaders who is not teaching this morning's Bible lesson to be “The Sovereign.” Dress him up with a crown, robe, scepter, and throne. Establish his authority as “The Sovereign” at the beginning of class, but allow him to continue his foolish rulings throughout the class time. He will model a silly and unreasoned king, but his word will be the final word in the classroom; he will be in charge (hence the need for pre-planning and cooperation with the point of the Bible lesson). Introduce “The Sovereign” and recognize his authority with a game of “The Sovereign Says.” When “The Sovereign” gives a command preceded with the distinguished but dopey preface, “The Sovereign says...[untie your left shoe],” all students must obey to stay in the game. Those commands that are not prefaced but are only plain commands such as, “Retie your neighbor's shoe,” are not to be obeyed. Students who make mistakes are to sit out for the remainder of the game. Have “The Sovereign” sit on his throne to occasionally interrupt the class with a crazy command. At the end of the class period, compare “The Sovereign's” rule with God's sovereign rule. Why can we be glad about God's sovereign rule over us?



## Book:

### Presentation Ideas –



**Saul, His Servants, and the Witch of Endor See the Spirit of Samuel (Illustration/Coloring Page).** 🦋, 🦋 1 Samuel 28:8-19, 1SM06.GF1.



**David and His Mighty Men Before King Achish (Illustration/Coloring Page).** 🦋, 🦋 1 Samuel 29:1-5, 1SM06.GF2.



**David and His Mighty Men Return to Find Their City in Flames (Illustration/Coloring Page).** 🦋, 🦋 1 Samuel 30:1-3, 1SM06.GF3.



**Saul Is Hit by the Archers (Illustration/Coloring Page).** 🦋, 🦋 1 Samuel 31:3, 1SM06.GF4.



**David and His Mighty Men Destroy the Amalekites (Illustration/Coloring Page).** 🦋, 🦋 1 Samuel 30:16-20, 1SM06.GF5.



**Saul Falls on His Sword (Illustration/Coloring Page).** 🦋, 🦋 1 Samuel 31:4b, 1SM06.GF6.

### **Bible Adventure for K – 2<sup>nd</sup> Grades –**

What a tragedy! When Saul first became king, he was a young man full of humility, energy and heroism. But the end of his reign was a stark contrast to the beginning. He died filled with pride, fear, jealousy, and grief. Fortunately, God's choice for the next king of Israel was very different. Although far from perfect, David loved the Lord and desired with all his heart to obey Him. David did not rely on himself but drew his strength from God.

Saul was so busy trying to chase down and kill David that he was unaware that the Philistine army was creeping back into the borders of Israel. When he finally saw the Philistines preparing for battle, Saul was terrified. In earlier years, he should have relied on Samuel for God's guidance and direction. But now Samuel was dead, and God had completely cut off any communication with Saul. Even when Saul tried to speak to the Lord, God would not listen or respond.

In desperation, Saul contacted a medium at Endor. A medium, or witch, was a person who supposedly could make contact with the spirits of those who had died (something God had strictly forbidden.) Saul disguised himself and went to this woman at night. He told her that he wanted to see Samuel again. At this point God intervened and actually brought the spirit of Samuel before them! Both the witch and Saul were surprised to see him and bowed down before him. But Samuel did not bring any comfort or relief to Saul. Samuel rebuked him for his disobedience and let Saul know that he and his sons would be killed the next day. He also prophesied that the Philistines would defeat the Israelite army.

Saul was horrified by this terrible news. He couldn't eat. All he could do was lie on the ground stricken with grief. Only when the medium and Saul's servants pleaded with him to eat some food did he do so. He left the woman that night filled with anxiety, fear, and sorrow. Saul's hours were numbered.

While Saul was in such turmoil, David had become friends with the Philistine king, Achish, and became his personal bodyguard. David and his mighty men joined forces with the Philistines as they prepared to fight Israel. But, knowing how hard it would have been for David to fight his own countrymen, God intervened and allowed David and his men to return home. Arriving home was a terrible experience for them, however. Instead of coming home to a warm welcome from family and friends, they were met with great sorrow. The Amalekites had plundered the entire city, run off with the women and children, including David's family, and left the city burning. The men were devastated and wept until they could weep no more. Some of them blamed David for this tragedy. But David turned to the Lord and relied on Him for strength. David asked God what they should do and God answered, "You will certainly overtake them and succeed in the rescue."

David and his 600 mighty men went after the Amalekites. But part way through the mission, 200 of his men were unable to continue because they were so exhausted. David allowed them to stay and continued on with the remaining 400. When they caught up with the Amalekites, they found them

celebrating their victory over David's city. David and his men sprung into action and destroyed the Amalekites, with the exception of 400 young men who escaped on camels. David's army took back all that had been stolen from them—their families, possessions, and animals. All that was lost was given back to the original owners.

Meanwhile, the battle with the Philistines did not have the same victorious ending. Just as Samuel had prophesied to Saul, the Israelites were badly defeated. They retreated into the mountains of Gilboa. It was there that the sons of Saul were killed at the hands of the Philistines. As the battle continued, Saul was hit by an arrow and was terribly wounded. Saul feared he would be taken captive alive by the Philistines so he asked his armor bearer to strike him dead, but he refused to kill his king. Saul then killed himself by falling on his own sword.

Saul's life ended so tragically. God knew that Israel had made a bad decision when they chose him as king. They had chosen a man whose outward appearance seemed grand, but the Lord knew that the character of the man's heart was far more important. But Saul's death meant the beginning of the reign of King David—a man after God's own heart.

David's victories and successes came because he learned to rely upon the Lord instead of his own leadership skills and wisdom (although he was very skilled and wise.) Unlike Saul, who deliberately rebelled against the will of God, David looked to God whenever he needed an important decision to be made. While Saul took matters into his own hands, David waited upon the Lord for His perfect leading. Even when David's men blamed him when the Amalekites stole their families and possessions, David turned to the Lord for strength. He did not give in to the sinful attitudes of the men around him. Instead, David kept his eyes on the Lord and found his strength and comfort there.

#### ***Bible Adventure for 3<sup>rd</sup> – 6<sup>th</sup> Grades –***

Saul had found the Philistine army to be a fierce enemy. All his life as king of Israel, he battled them, but he lacked the one thing that would have guaranteed the Israelites victory--he had rejected God's ways and so God had rejected him as king. Saul had long forgotten that it was God who gave his people the ability to defeat their enemies. He insisted on doing things his own way, in his own strength.

Saul continued to hold on to the kingship for all he was worth and reacted violently to anyone he saw as a threat to his power. He grew to hate David, God's choice as the next king, because the people admired and loved him, and he plotted ways to take David's life.

Saul was so busy with his mission to get David that he did not pay sufficient attention to the Philistines. Once again, their great army crept back to the borders of Israel. Saul was very afraid. In his early years as king, Saul had Samuel to give him God's guidance and direction. Now Samuel was dead, and because of Saul's great sin, God would not respond to his questions about what he should do.

Saul was a desperate man. He had demonstrated years ago that he had little faith in God, so perhaps it is not surprising that he took the next step toward his own destruction--Saul commanded one of his servants to find a medium for him. A medium, or witch, was one who could supposedly make contact with the spirits of those who had died. Saul had banished all mediums, witches and spiritists from the land, but the servant had no trouble finding one in Endor. Saul disguised himself and went to her at night.

Saul asked the woman to bring up Samuel's spirit, so that he might talk to him. The witch received the shock of her life as God actually allowed the spirit of Samuel to appear before her. When she described the spirit to Saul, the king had no doubt of the spirit's identity. Samuel spoke to Saul, asking why Saul had disturbed him. Saul replied that he was frightened of the Philistine attack to come and that God would not answer when he called upon Him, so he had come to Samuel to ask what he should do. Samuel rebuked Saul, reminding Saul that God had torn the kingdom from him and had rejected him. He also reminded Saul of the reason for God's rejection: "Because you did not obey the LORD or carry out his fierce wrath against the Amalekites, the LORD has done this to you today." Samuel went on to say that the very next day God would deliver the Israelites into the hands of the Philistines and that Saul and his sons would die.

When Saul heard this news, he lay full length on the ground in fear. He would not eat until the woman and his servants begged him to get up and take some food. After the meal, Saul left Endor, full of fear and anxiety about what was to come.

During this time, David, who was still on the run from Saul, had befriended Achish, the Philistine king, and had become the king's bodyguard. David had served Achish for sixteen months and was a loyal servant. Achish had even given the city of Ziklag to David to live in. David and his 600 mighty men had joined forces with the Philistines as they prepared to fight against Israel. But then God moved in such a way that David was spared the ordeal of having to fight against his own countrymen. Several of the Philistine lords were suspicious of David and his men and did not want to fight beside them, fearing that David and his men would turn against them in the thick of the battle. The lords would not listen to Achish's reassurances that David was loyal to him, but insisted that Achish send David and his men away. Achish finally saw that he had no choice but to do so.

David and his men rose early the next morning to return to Ziklag, but as they drew near the city it was obvious that something was very wrong. Ziklag was burning, and when David reached the city he found that the Amalekites had attacked, plundered the city, and worst of all, had captured all the women and children, including David's family. The men were so distraught that they wept until they could not weep any more. Some of the men were so grieved that they spoke of stoning David. "But David found strength in the LORD his God" (30:6b). He went to God and asked what he should do. God answered and said, "Pursue them. You will certainly overtake them and succeed in the rescue (30:8).

David and his men went after the Amalekites. They went so fast that by the time they reached the Basor Ravine, 200 of his men were so exhausted that they could not cross over. David went on with the 400 remaining men. When they caught up with the Amalekites, they found them eating, drinking, and celebrating their recent victory in Ziklag. David attacked and destroyed all the Amalekites but 400 young men who escaped on camels. David was able to recover everything that was stolen from Ziklag, and his men were all reunited with their families again. They also captured livestock that had belonged to the Amalekites. David sent some of this livestock to the elders of Judah and to friends who had helped him while he was in exile, running from Saul. With this gesture, David showed that his heart was still with the people of Israel.

The day after Saul had visited the witch in Endor, a battle raged between the Israelites and the Philistines. The Israelites were being slaughtered as they ran into the mountains of Gilboa, just as the spirit of Samuel had predicted. The Philistines pursued Saul and his sons, until each was dead and only Saul remained. The Philistine archers had hit him more than once, and he was severely wounded. Saul called to his armor-bearer to run him through with his sword, before the Philistines could capture and torture him. The armor-bearer was afraid to kill the king, so Saul took a sword and fell on it, killing himself.

When the men of Israel learned what had happened to their army, and to Saul and his sons, they ran, and the Philistines came in to live in the Israelite cities. When they found the bodies of Saul and his sons, they stripped them of their armor and fastened their bodies to the wall of the city of Beth Shan. What a tragic end for the king of Israel! The man in whom the people had put such hope in the beginning had ended up a man filled with pride, fear, and jealousy. Saul, however, was not utterly forsaken. When the men of Jabesh Gilead heard what the Philistines had done to Saul, a group of these brave men traveled all night to reach Beth Shan, removed the bodies of Saul and his sons from the city wall, and took them back to Jabesh for burial.

The nation of Israel had demanded that God place a king over them because they wanted to be like other nations. They did not want God ruling over them. God had warned them that this would not be a good choice but had given Saul to them as king. The people had seen the result of Saul's disobedience and heart of pride. They had also seen David's success as a leader and his heart for God. With Saul's death, the time had come for David's reign as king over Israel.

The book of 1 Samuel teaches us what qualities in a man are important to God and which are not. The contrast between Saul and David shows us very clearly what kind of man is "a man after God's own heart." Although David was a skillful leader and a wise man, his successes and victories did not come from his own abilities. They came because he relied upon the Lord. Saul would either make decisions without asking what God wanted, or he would deliberately rebel against what he knew was God's will. David always looked to the Lord whenever there was an important decision to be made, then he waited on God's perfect timing.

When David's men blamed him for the loss of their families to the Amalekite raid, 1 Samuel tells us that David turned to the Lord and found strength. His is a wonderful example of trust and faith in God, even when the opinions of men were against him. He did not react in fear or make hasty decisions; he simply kept his eyes on the Lord and trusted Him to show him what to do. David found strength and comfort in knowing that God is sovereign over all things. Since He is sovereign, what better thing can we do than to rest in the knowledge that He will bring His will to pass in our lives?

**Aim Questions:**

1. **Whom did Saul want the witch to contact for him and why?** *He wanted her to contact Samuel so that he could know what he should do.*
2. **What does this despicable act show about Saul's heart at the time?** *It showed that Saul was totally unwilling to trust in God and would not repent of his earlier sins.*
3. **Why was David dismissed from the Philistine army?** *Because the leaders thought he and his men might betray them when fighting against the Israelites.*
4. **What did David and his 600 men find when they returned to their homes in Ziklag?** *They found their city burned and their families and possessions taken away.*
5. **How did David trust in God during this difficult time?** *He found strength in the Lord and asked God for direction on what he should do.*
6. **Describe how Saul died.** *He committed suicide after some Philistine archers wounded him.*
7. **What are some ways David and Saul were different in their character?**



**Look:**



**The Rise and Fall of Kings (Craft/Visual Aid).** 🦋, 🦋 Use this completed craft to review the events we have studied in 1 Samuel that outline the fall of King Saul and the rise of King David. See **1SM06.GF7 Pg. 1** for a diagram of what the completed craft is to look like. Be sure to attach the pointers (which slide up and down the slot) before you paste the front page to the backing page. Wrapping and taping the pointing points will be difficult for the younger students, so be prepared to help. Once assembled, use this to go back to sections of the Scriptures covered and reinforce those differences between Saul and David.




**God Gives Me Strength in My Heart (Craft).** 🦋, 🦋 Each student will need:


- 1SM06.GF8 Pg. 1 diagram sheet
- 2 memory verse hearts from **1SM06.GF8 Pg. 2** copied onto red paper
- set of verses from **1SM06.GF8 Pg. 3** copied onto white paper
- 1 small paper plate cut in half
- 1 piece of yarn 12 inches long
- stapler
- hole punch
- glue


Using **1SM06.GF8 Pg. 1** for a diagram, have the students construct a pocket out of the two halves of their small paper plates. Next, have the students add the memory verse hearts to the front and back of the pocket and punch two holes through each side to secure the yarn as a hanger. Finally, have them cut out the set of verses and insert them into the pocket. They may decorate the heart pockets if desired. Be sure to go through the verses with your students and review what they learned about strength during the Bible Adventure. Encourage them to share this with their families and friends.




**Strength in the Flesh or Strength in the Spirit? (Worksheet).** 🦋 Explain to the students that people can walk in the flesh, or they can walk in the Spirit of God through Christ Jesus. David chose the strength of God in His Spirit, while Saul chose to walk his own way in the strength of his flesh. Have the students examine the actions and determine whether they were spirit-filled actions or flesh-filled actions. Have them draw a line from the diamond to the correct picture, **1SM06.GF9**.

 **The Mark of True Strength (Activity/Object Lesson).** 🦋, 🦋 This activity requires the use of the craft above, God Gives Me Strength in My Heart. Bring in a package of balloons and a pair of long-john underwear. Ask for a volunteer or have one of the other teachers help you with this. Make sure to have the student or the teacher wear the “Heart Pocket” craft taped to his or her chest before putting on the long-johns. Put slips of paper inside the “Heart Pocket” that describe true strength of character (i.e., patience, dependence upon God, obedience). This will be for later. Ask the students, “What does it mean to be strong?” Then blow up the balloons and have the students stuff them inside the long-johns as if they were muscles. When the person looks really strong and has many balloons inside the long-johns, ask the class again, “Do you think this is what it means to be strong in the Lord?” Let them know that our physical strength will one day fail. Start popping the balloons with a pin (be careful not to poke your volunteer!), then ask the class, “Do you know what God says about true strength?” Have the person take off the pair of long-johns and start taking out the slips of paper from the “Heart Pocket.” Explain to the students that true strength is not seen in physical muscles but in the strength that God supplies to His people. Make sure to conclude this activity by contrasting the character of Saul and David and how one placed his strength in God and the other did not.

 **An Impossible Task (Activity).** 🦋, 🦋 This is a continuation of the HOOK activity, “The Sovereign Says.” Materials needed include several towels, a tarp, a bucket of water, a yardstick, and a bin of blocks. Explain to the students that it is impossible to achieve a task against the will of a powerful sovereign. Challenge your students to do the two tasks described below, reminding them that the number one rule is that they obey whatever “The Sovereign” says. Share with the students the title of this activity, so that they feel challenged but not exasperated when their efforts fail. Present to the class a towel that is drenched in water lying on a tarp. Tell them that their task is to wring out the towel so that it will not drip even the slightest when held up by its corner. Have the students take turns wringing out the towel. After the kids have come very close to their goal, have “The Sovereign” command one of the leaders to take the bucket of water and pour a good amount into the towel. Continue the activity until the students recognize that it is an impossible task, given that “The Sovereign” continues to will otherwise. Next, present the class with a large bin of blocks. Split the class into teams, if necessary, and assign each the task of elevating one block (marked with tape or sticky-tack) above a marked height on the measuring stick. As any given team approaches the goal, “The Sovereign” will command a leader to push over the stack of blocks and frustrate their efforts. Debrief the activity with the students, asking them how they felt during the activity.


 **Aim Questions (Worksheet).** 🦋 Have students answer the aim questions about today’s Bible Adventure, **1SM06.GF10**.

 **Passage Review Questions (Worksheet).** 🦋, 🦋 This booklet contains many questions from the Scripture passage covered in today’s lesson. Students may work on them in class and complete them during the week at home, **1SM06.GF11**.

 **1 Samuel 30:6b (Memory Verse Song).** 🦋 Words and music for today’s memory verse are available upon request from Children’s Ministry.



**Took:**

 **Finding Strength in the Lord This Week (Activity).** 🦋, 🦋 Have the students sit down in a circle and pass something heavy around (dumbbell, brick, doorstop, etc.). As the students pass the item around the circle, allow them the opportunity to share ways they will need to trust God and find strength in Him this coming week. Have each student color a barbell bookmark from **1SM06.GF12**, and place it into his or her Bible to mark this week’s memory verse.




**Envelope Heart Basket (Craft).**  Each student will need:

- 1SM06.GF13** instruction sheet
- 1 set of verses from **1SM06.GF8 Pg. 3**
- 1 sealed white envelope
- scissors
- hole punch
- stickers or glitter
- crayons or colored markers
- glue
- 18-inch piece of yarn

Have the students follow the directions on the instruction sheet to create an envelope heart basket. Instruct them to place their “strength” verses inside their heart baskets. Encourage them to use these verses throughout the week as reminders that true strength comes from the Lord.



**Woven Heart Basket (Craft).**  Each student will need:

- 1SM06.GF14** instruction sheet
- 1 half sheet of red construction paper
- 1 half sheet of white construction paper
- set of verses from **1SM06.GF8 Pg. 3**
- scissors
- ribbon
- glue or tape

Have students follow the directions on the instruction sheet to create a woven heart basket. Instruct the students to place their “strength” verses inside their heart baskets. Encourage them to use these verses throughout the week as reminders that true strength comes from the Lord.

# Saul, His Servants, and the Witch of Endor See the Spirit of Samuel



# David and His Mighty Men Before King Achish



# David and His Mighty Men Return to Find Their City in Flames




# Saul Is Hit by the Archers



# David and His Mighty Men Destroy the Amalekites

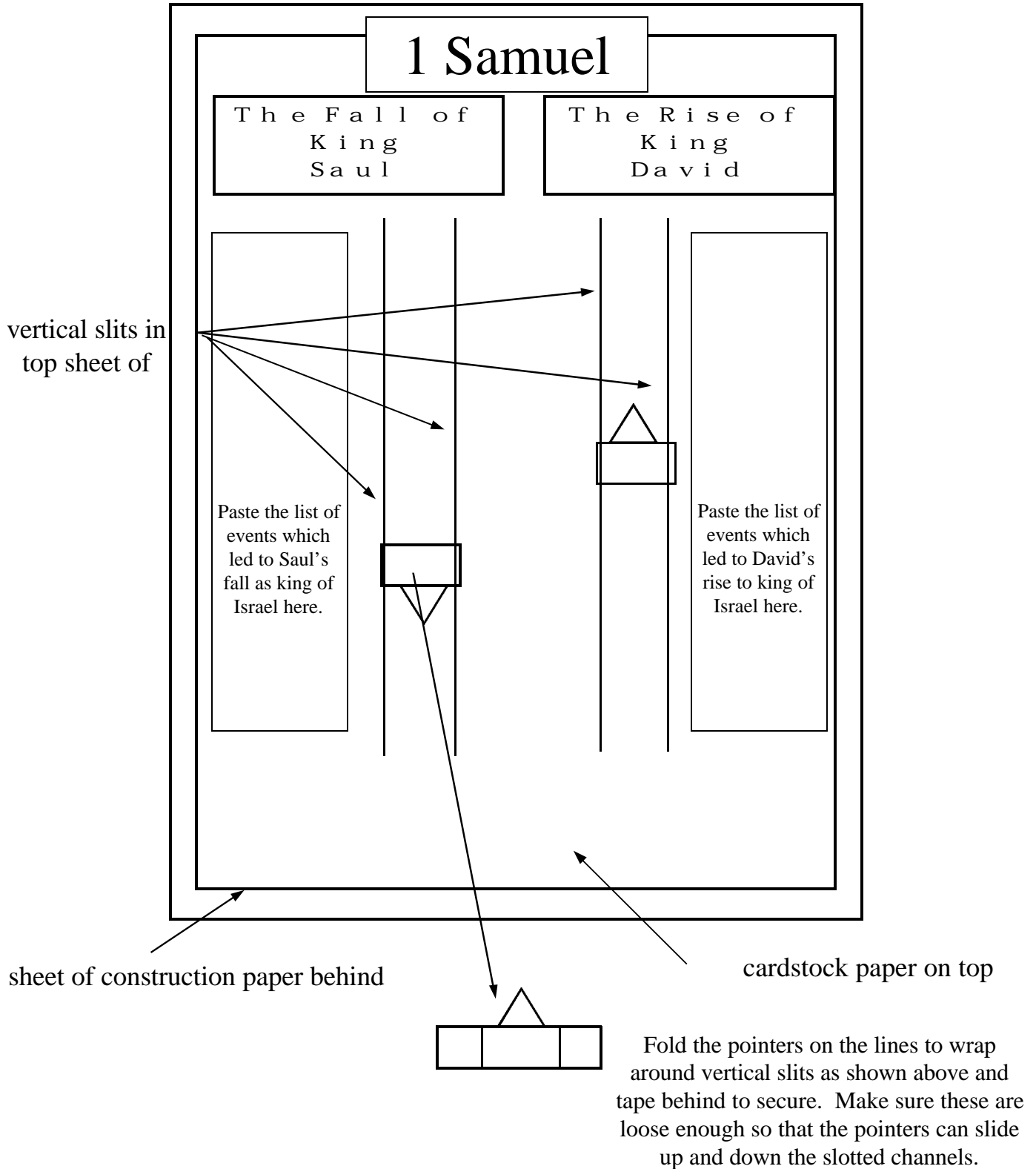


# Saul Falls on His Sword



# The Rise and Fall of Kings

## Craft Diagram Sheet



# 1 Samuel

## The Fall Of Saul

## The Rise Of David

Asked for and chosen by the Israelites. 12:12-15

Impatient and did not wait for Samuel. Offered the sacrifice at Gilgal. 13:8-14

Disobedience in not destroying Agag and all his livestock. 15:7-9

Rebellion to God. 15:10

Arrogance. 15:11, 23

Rejecting God's Word. 15:17, 23

Pride takes over.  
Lies to Samuel. 15:13, 17-21

Samuel rejects Saul. The Lord is grieved that He had made Saul the king. 15:35

The Lord chooses another leader. 16:1

Jealous of David. 18:6-9

Evil spirit comes upon him. 18:10

Becomes fearful. 18:12

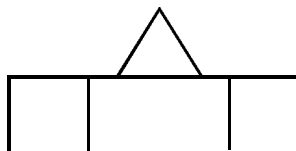
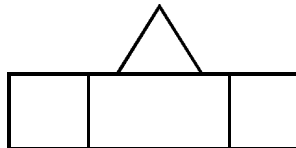
Tries to kill David. 18:10-11

Hunts David to kill him. 23:7-8, 26:2

Goes to the witch at Endor. 28

Seeks to speak with dead spirits. 28:11-12

Kills himself. 31:4-6



A man after God's own heart. 13:14

Anointed by God. 16:12-13

Obedient to Saul the king.  
Humble servant of Saul. 16:23

Trusts in God for victory. 17:45-47

Seeks guidance from God. 23:9-12

Spares Saul's life in the Desert of Gedi. 24:1-13

Spares Saul's life a second time in the Desert of Ziph. 26:5-13

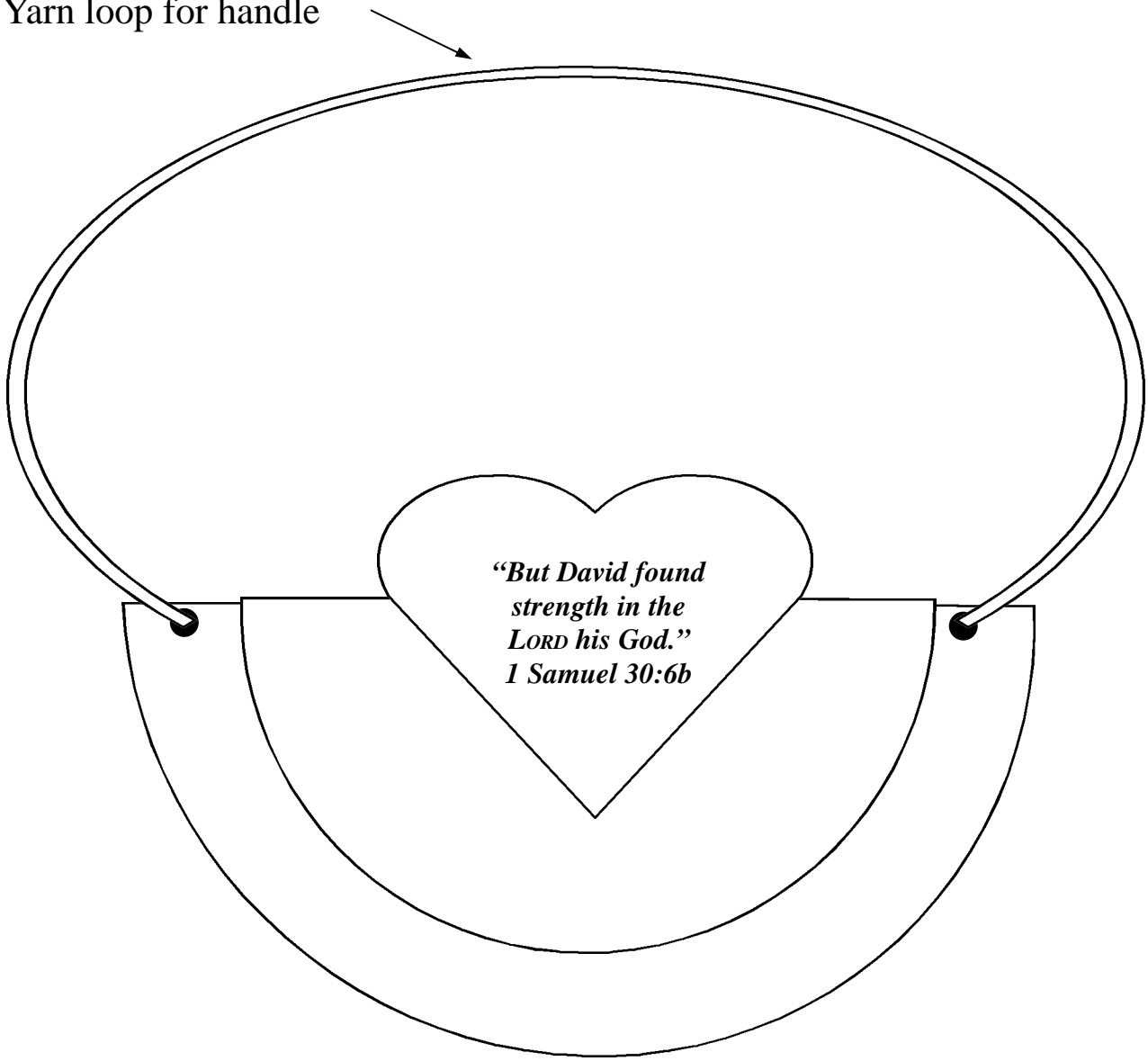
Inquires of the Lord. 30:7-8

Victorious over the Amalikes. 30:16

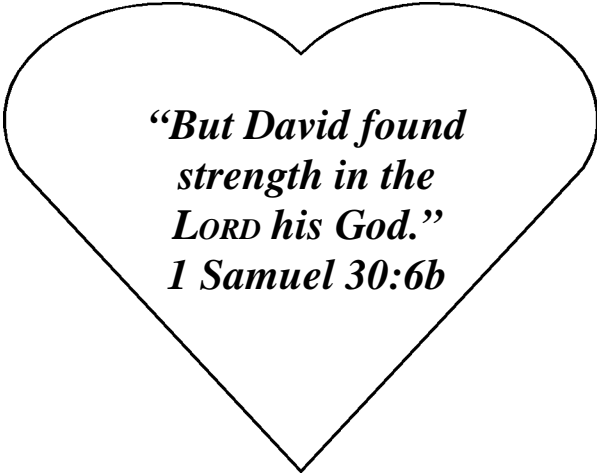
# God Gives Me Strength In My Heart

## Pocket Craft Diagram

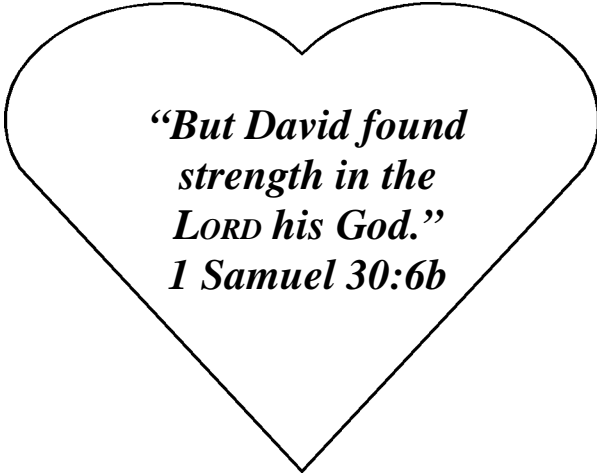
Yarn loop for handle



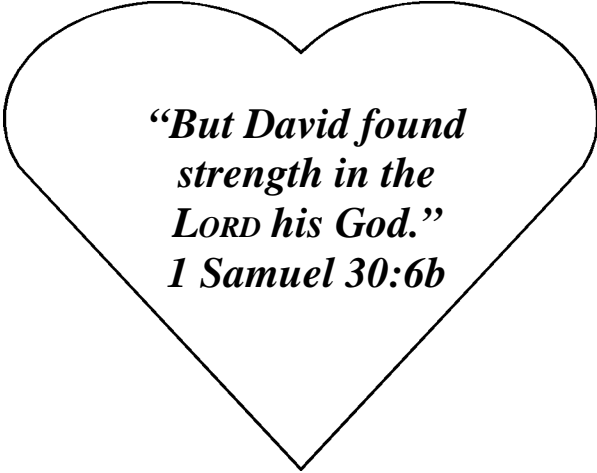
Two halves of a paper plate which have been inverted and stapled together to form a pocket.



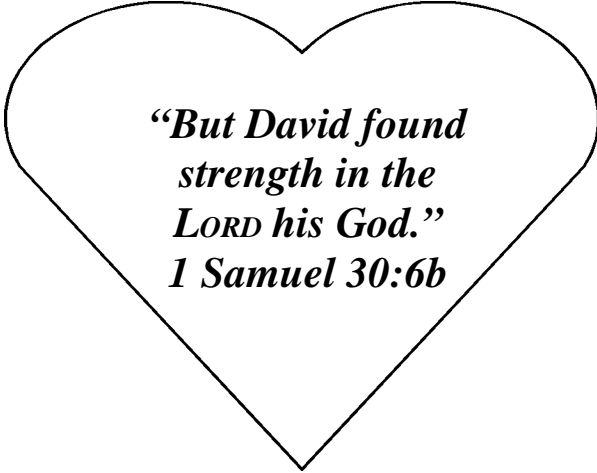
***“But David found  
strength in the  
LORD his God.”  
1 Samuel 30:6b***



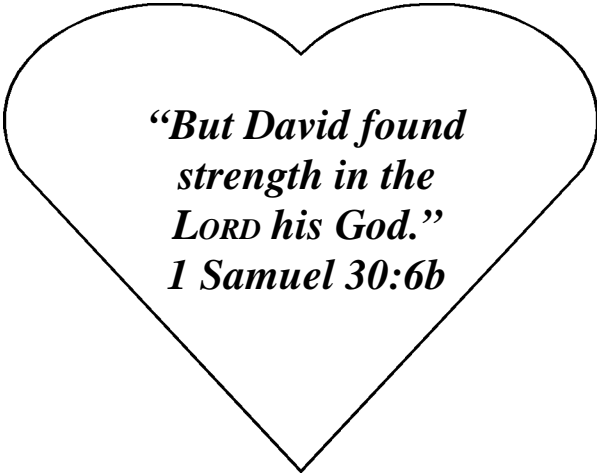
***“But David found  
strength in the  
LORD his God.”  
1 Samuel 30:6b***



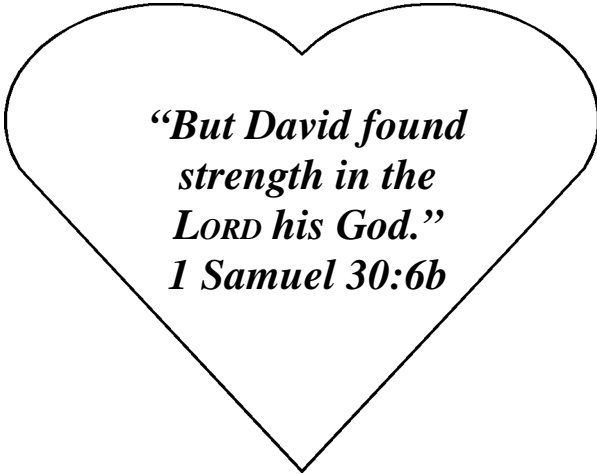
***“But David found  
strength in the  
LORD his God.”  
1 Samuel 30:6b***



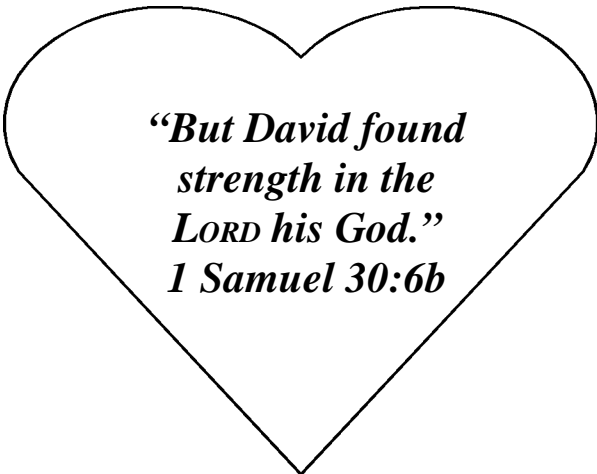
***“But David found  
strength in the  
LORD his God.”  
1 Samuel 30:6b***



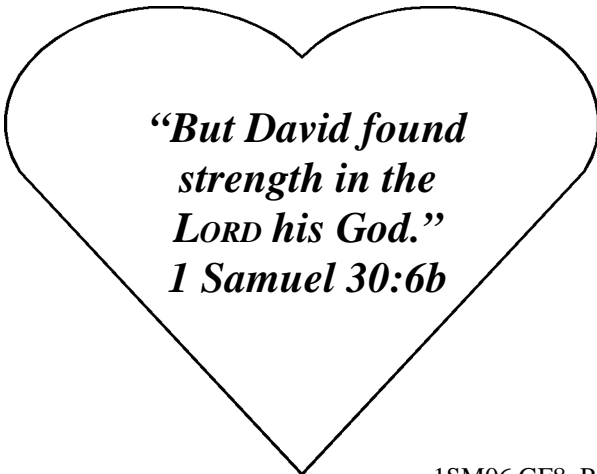
***“But David found  
strength in the  
LORD his God.”  
1 Samuel 30:6b***



***“But David found  
strength in the  
LORD his God.”  
1 Samuel 30:6b***



***“But David found  
strength in the  
LORD his God.”  
1 Samuel 30:6b***



***“But David found  
strength in the  
LORD his God.”  
1 Samuel 30:6b***

# God Gives Me Strength in My Heart Verses

*“Be strong and very courageous. Be careful to obey all the law my servant Moses gave you; do not turn from it to the right or to the left, that you may be successful wherever you go.”*  
*Joshua 1:7*

*“It is God who arms me with strength and makes my way perfect.”*  
*2 Samuel 22:33*

*“Look to the LORD and His strength; seek His face always.”*  
*1 Chronicles 16:11*

*“Do not grieve, for the joy of the LORD is your strength.”*  
*Nehemiah 8:10c*

*“O LORD, the king rejoices in Your strength. How great is his joy in the victories You give!”*  
*Psalms 21:1*

*“Wait for the LORD; be strong and take heart and wait for the LORD.”*  
*Psalms 27:14*

*“The LORD is my strength and my shield; my heart trusts in Him, and I am helped. My heart leaps for joy and I will give thanks to Him in song.”*  
*Psalms 28:7*

# Strength in the Flesh or Strength in the Spirit?

**Directions:** People can walk in the flesh or they can walk in the Spirit of God through Christ Jesus. David chose the strength of God in His Spirit, while Saul chose to walk his own way in the strength of his flesh. Examine the actions below that come from 1 Samuel and determine whether they were spirit-filled actions or flesh-filled actions. Draw a

## Flesh - Strength



**Saul**

## ***Actions***

- ◆ went ahead to offer the sacrifice at Gilgal himself (1 Samuel 13:8-14)
- ◆ conforms to God's heart (13:14)
- ◆ orders his army not to eat (14:24)
- ◆ spared Agag and his livestock (15:7-9)
- ◆ set up a monument for himself (15:12b)
- ◆ lies to Samuel (15:17-21)
- ◆ rejected the Word of the Lord (15:23)
- ◆ obedient to God's authority (16:23)
- ◆ serves the king humbly (16:23)
- ◆ trusts in God for victory (17:45-47)
- ◆ seeks guidance from God (23:9-12)
- ◆ does not kill God's anointed (24:1-13)
- ◆ seeks to speak with dead spirits (28:11-12)
- ◆ inquires of the Lord (30:7-8)
- ◆ victorious over the Amalekites (30:16-20)

## Spirit - Strength



**David**

## TAKE HOME...

List the actions that you see in your life this week under the appropriate heading.

### Flesh - Action

### Spirit - Action

- ◆ Actions at **home**
- ◆ Actions at **school**
- ◆ Actions at **church**
- ◆ Actions with **parents**
- ◆ Actions with **siblings**
- ◆ Actions with **friends**
- ◆ Actions when **alone**


# Aim Questions

Answer the following questions about today's Bible Adventure.

1. Whom did Saul want the witch to contact for him and why?
2. What does this despicable act show about Saul's heart at the time?
3. Why was David dismissed from the Philistine army?
4. What did David and his 600 men find when they returned to their homes in Ziklag?
5. How did David trust in God during this difficult time?
6. Describe how Saul died.
7. What are some ways David and Saul were different in their character?

*David found strength in the Lord.*

*He kept his eyes on the Lord and His strength and found comfort there.*



"But David found strength in the LORD his God."  
1 Samuel 30:6b

## Passage Review Questions

1Samuel 28:3 - 31:13

Saul was after David to kill him this time. Where did he go?  
26:2

Who was able to sneak into Saul's camp? What happened?  
26:7-11a

What were the only things that were taken by David and his servant? 26:11b

How did David prove that he had been in the camp? 26:14-21

David asked that one of Saul's young men come and take Saul's spear back to him. What did Saul say? 26:25

Where did David go so that Saul would no longer search for him? 27:1-4

How long did David live in the land of the Philistines? 27:7

What did Achish think of David? 27:12

There was to be another battle with the Philistines, and Saul was filled with terror. What did Saul do? 28:8

The witch of Endor was afraid that she would be killed by King Saul and his men if they found out that she was a witch. What did Saul, who was in disguise, promise her? 28:10

When she brought up the spirit of Samuel, did she know then who the person was who asked her to do this? 28:12

Whom did the Lord allow to be brought up to speak to Saul? 28:14

When Saul pleaded with Samuel, what did Samuel say to him? 28:16-19

The witch wanted to give Saul some food to eat so that he could regain his strength and go on his way. What was Saul's response? 28:23a

Who finally got Saul to eat something? 28:23b

What was the meal that she fixed for King Saul? 28:24

Did the Philistine rulers approve of David, and what did they have Achish do? 29:4, 7

What did David and his men do when they reached Ziklag and found that the Amalekites had burned it and taken the women and children captive? 30:17-20

When David and his men returned to Ziklag, what did he do? 30:26-31

Saul and the Israelite army were fighting the Philistines at Mount Gilboa. What were the names of Saul's three sons who were killed? 31:2

As the fighting grew fierce, who were the men who critically wounded Saul? 31:3

When Saul asked his armor-bearer to finish killing him, why did the armor-bearer not do as he was asked? 31:4b

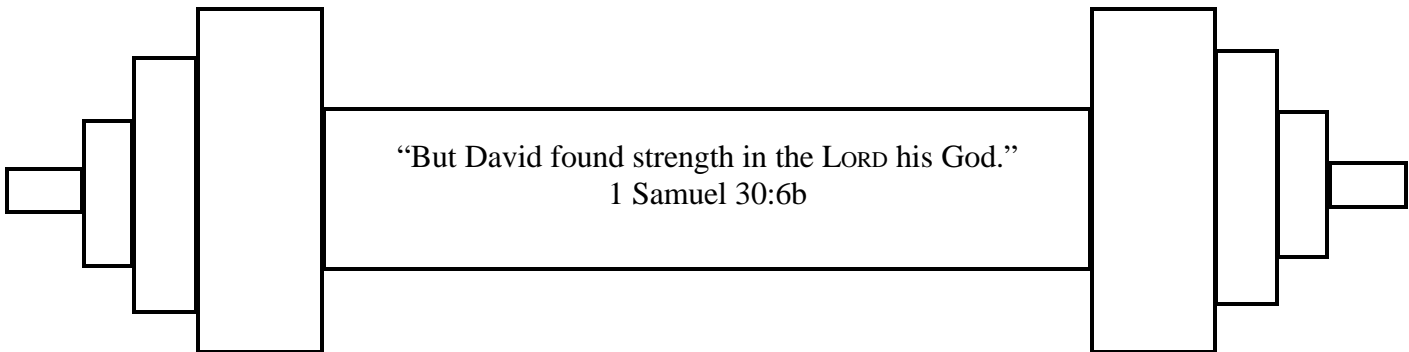
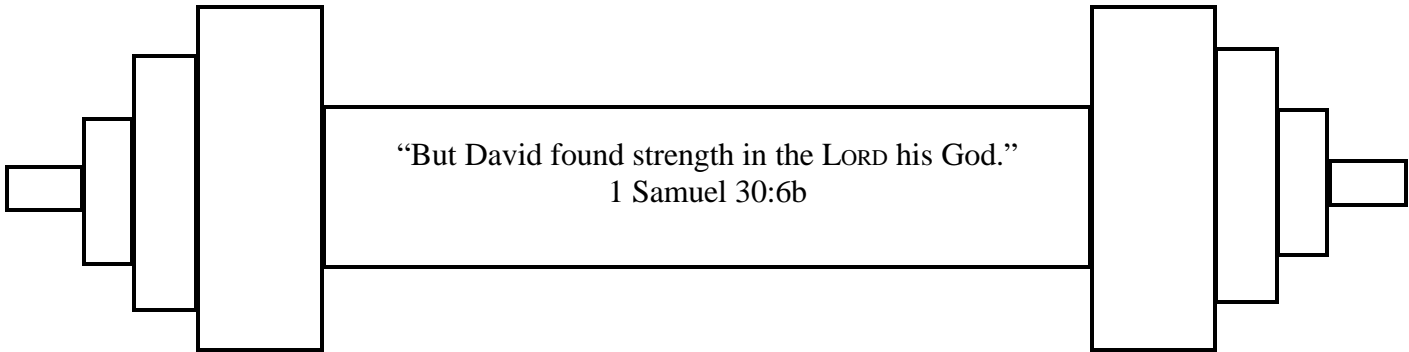
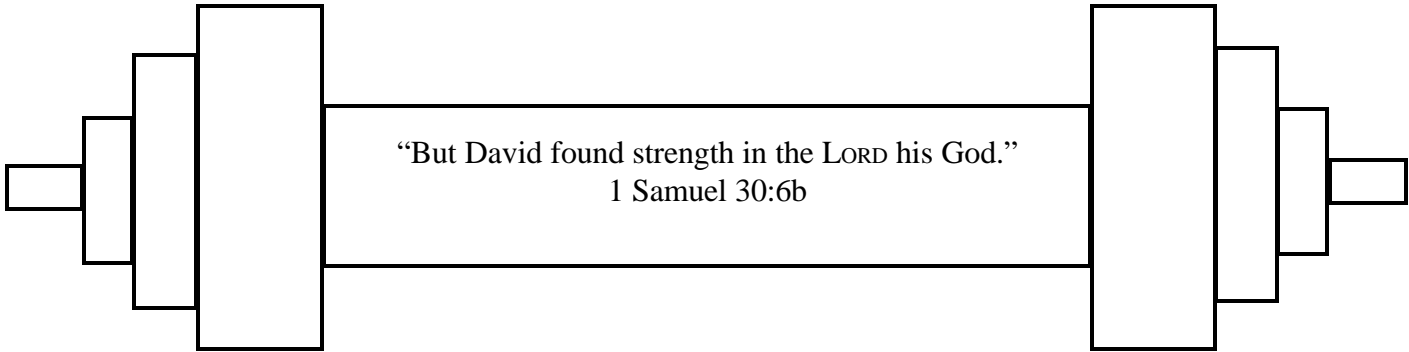
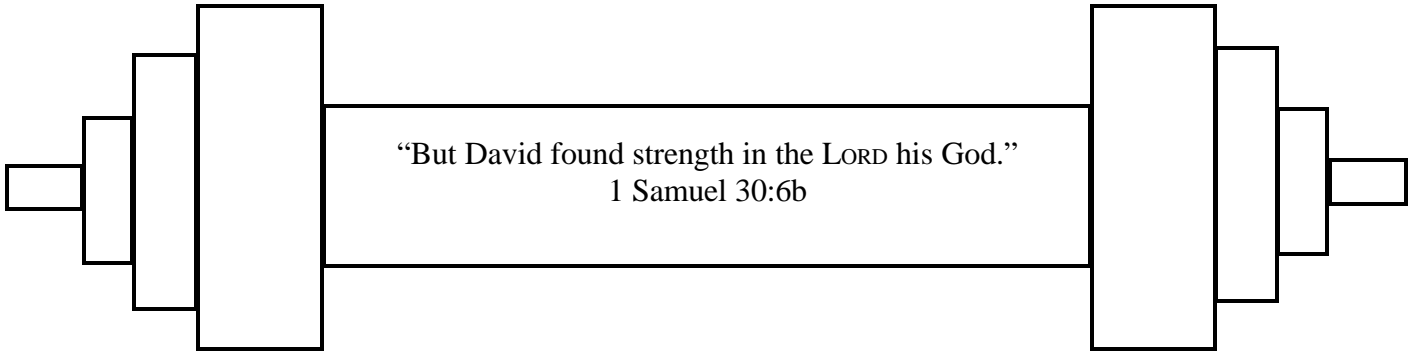
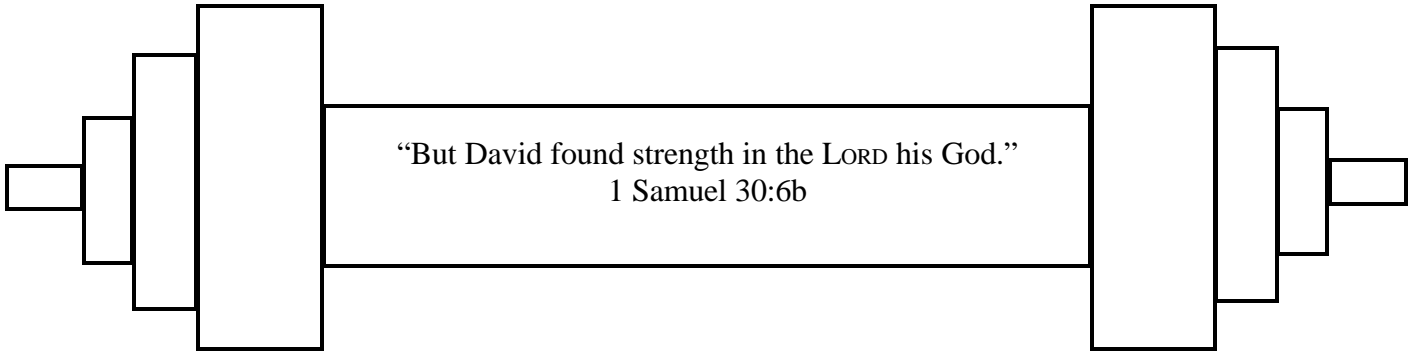
What did Saul then do? 31:4b

What did Saul's armor-bearer then do when he saw that King Saul was dead? 31:5

Why did the Philistine army take over the towns along the valley? 31:7

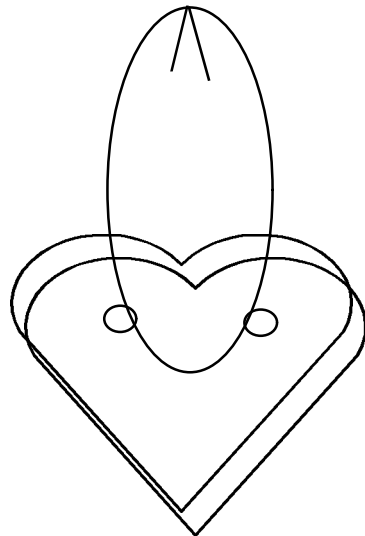

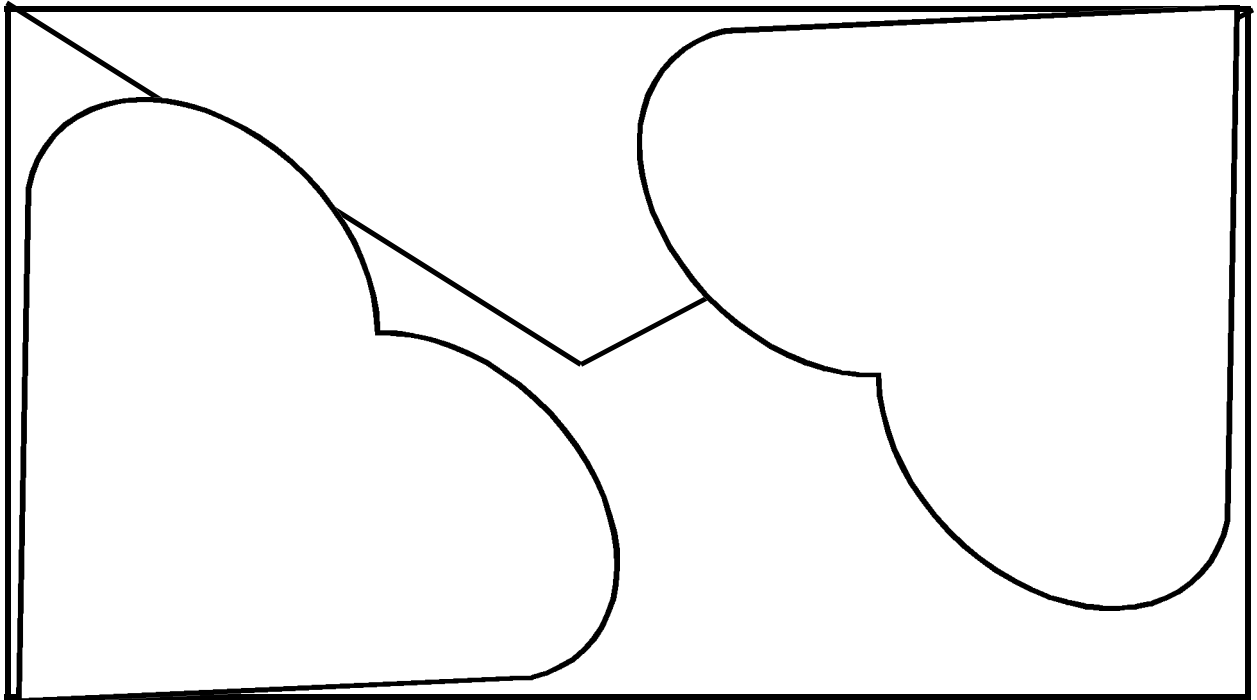
What did the Philistines do to Saul and his sons' bodies when they found them? 31:9-10

How were their bodies rescued, and how were they buried? 31:12-13

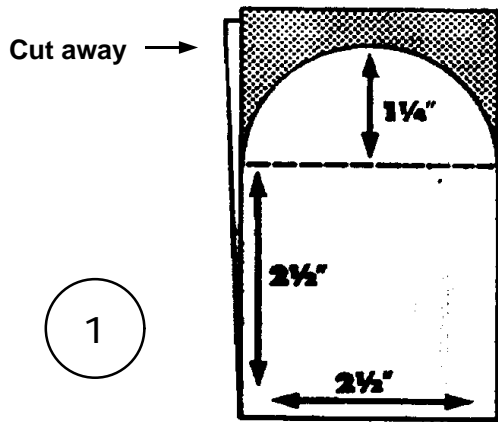


## ENVELOPE HEART BASKET

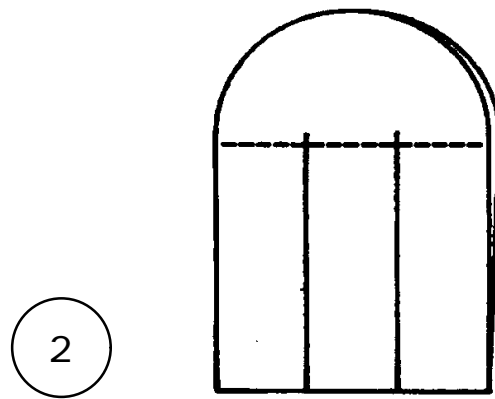
Cut the hearts out below, place on the two corners of a plain white envelope as shown. Trace the shapes onto the envelope and cut out. Be sure not to cut out the side of the heart. Punch two holes in the back of the open edge to put a string through to make a necklace. Decorate the heart basket by coloring it or using glitter or stickers.



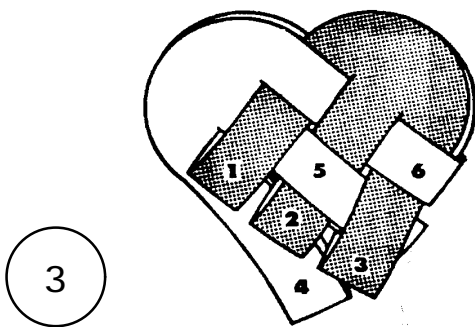
# WOVEN HEART BASKET



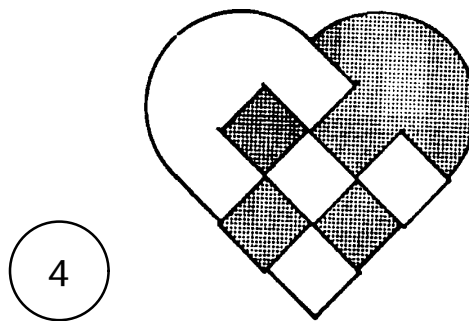
Cut a rectangle of red construction paper 8 x 2 1/2 inches. Fold in half crosswise. Measuring 2 1/2 inches up from the fold, draw a dotted line faintly across paper. Draw a semi-circle above the dotted line (top of semi-circle is 1 1/4 inch from dotted line). Trim away the shaded area on both layers.



Cut 2 slits up from the fold to the dotted line and slightly paste it. Space cuts so that 3 strips of equal width are formed. Repeat procedure with a piece of white paper.



Hold papers at right angles for weaving. *Proceed carefully, looking at the drawing and instructions. Remember, you are weaving the loops through each other, and not simply weaving the strips over and under each other.* Poke the end of loop 1 through the top and bottom layers of loop 6; open up loop 1 and put the end of loop 5 through it; poke the end of loop 1 inside loop 4 (careful--not shown in illustration). Now weave loop 2. Hook it around loop 6, through loop 5 and around loop 4. Weave loop 3 as you did loop 1.



Finished basket should actually open from the top. If basket does not open, you have done something wrong. Repeat step 3 very carefully. Attach a paper or ribbon loop for hanging using tape or glue. Once you've mastered the technique, you can try weaving baskets with four or more strips on each side, and you can vary the widths of the strips as desired.



### “The Sovereign” Says

This activity will run much like the infamous “Simon Says” game that is popular for all ages. Allow different children to be “The Sovereign.” Dress him up with a crown, robe, scepter, and throne. Introduce “The Sovereign” and recognize his authority with a game of “The Sovereign Says.” When “The Sovereign” gives a command preceded with the distinguished but dopey preface, “The Sovereign says...[untie your left shoe],” all students must obey to stay in the game. Those commands that are not prefaced but are only plain commands such as, “Retie your neighbor’s shoe,” are not to be obeyed. Students who make mistakes are to sit out for the remainder of the game. Have “The Sovereign” sit on his throne to occasionally interrupt the class with a crazy command. At the end of the game, compare “The Sovereign’s” rule with God’s sovereign rule. Why can we be glad about God’s sovereign rule over us?



FAITH BIBLE CHURCH

# FAMILY FUN SHEET

11/19/00

This is what we learned today:

- Passage** ~ 1 Samuel 28-31
- Memory Verse** ~ 1 Samuel 30:6b  
“But David found strength in the LORD his God.”
- Application Points** ~
  - ◆ Find your strength in God at all times.
  - ◆ Turn to God in prayer when others are against you.
  - ◆ Follow God’s ways when



### Family Bible Nights

Our goal in Children’s Ministry is to assist you in training your children in the ways of the Lord. **Family Bible Nights** are a step in that direction. Having an effective family night takes a few simple but important steps.



1. Pray that God would work in your whole family.
2. Take five minutes the night before and scan through the ideas.
3. Read from the Scripture. It is God’s “change agent” in the life of your children.
4. Be flexible and prepared for interruption. Satan and the flesh will attack.
5. Have fun!

### Upcoming Events

Christmas Camp runs from December 27-29. It’s a great chance to bring unsaved neighbor children



### My God is So Great

My God is so great!  
So strong and so mighty.  
There’s nothing my God cannot do. *(clap, clap)*  
*repeat chorus twice*

The mountains are His.  
The rivers are His.  
The stars are His handiwork, too. *(clap, clap)*

My God is so great!  
There’s nothing my God cannot do. *(clap, clap)*



## PASSAGE

- Daily Bible Reading:** 1 Samuel 28-31 has many easy to follow narratives for all ages. Here is a breakdown of passages that you can read throughout the week:

**Day 1:** Chapter 28

**Day 2:** Chapter 29

**Day 3:** Chapter 30:21-31

**Day 4:** Chapter 31

**Day 5:** Psalm 18

- Family Bible Night: 1 Samuel 30:1-20**

During this time, David had befriended Achish, the Philistine king, and became his personal bodyguard. He had served him for 16 months while in exile and became a loyal servant to the king. The king even gave him the city of Ziklag to dwell in. David and his mighty men had joined forces with the Philistines as they prepared to fight against Israel. At this point God sovereignly intervened in David's life, since the decision to fight against his fellow countrymen would have been very difficult.

Several of the Philistine military leaders took issue with the fact that there were Hebrews in their army. They were concerned that although David and his men claimed to be allies, in the midst of the battle, they would turn against the Philistines as adversaries. Achish attempted to plead with his leaders that David was a loyal man and would not do what they spoke of. But, unable to change their minds, Achish decided to let David and his men go and dismissed them from the Philistine army.

As David and his 600 men returned home to Ziklag, instead of a warm welcome from family and friends, they were met with great sorrow. The Amalekites had come and plundered the entire city and ran off with the women and children, including David's family, and left the city burning. The men were devastated and wept until they could weep no more. Some of them blamed David for this tragedy. But David relied upon the Lord and found strength in Him. He inquired of God as to what they should do, and God told him, "You will certainly overtake them and succeed in the rescue" (30:8).

David and his mighty men destroyed the Amalekites, with the exception of 400 young men who rode away on camels. They retrieved everything that was taken from them – their families, their possessions, and their livestock. All that was lost was given back in



## PERSONAL APPLICATION

### **David Found Strength in the Lord**

David's success as a military leader did not come from his own leadership skill, although he was very skilled at leading men. It also did not come from his own personal insight and wisdom, although he was very wise. David's victories and successes throughout his exile came because he relied upon the Lord. Unlike Saul who deliberately rebelled against the will of God, David looked to the Lord whenever he needed an important decision to be made. Saul, on the other hand, took matters into his own hands, and didn't wait on the Lord for His perfect leading.

Even when the men who were loyal to David blamed him for the loss of their families and possessions, David turned to the Lord and found strength. His is a wonderful example of trust and faith in God, even when the opinions of men were negative toward him. In a similar situation, Saul disobeyed God and did what he thought would please the people. David did not bow to the sinful attitudes of those around him. Instead, he kept his eyes on the Lord and His strength and found comfort there.

### **Application Questions:**

- ◆ In what way do you need to find your strength in God?
- ◆ What does it mean to find your strength in Him?

## PRAYER

### **Praise and Requests**

**Praise:** Read a portion of Psalm 18 and praise God for the strength and power that He unleashes on our behalf.



**Requests:** Consider everyday situations in which you need God's strength to live a righteous life.

**Missionary:** Use your bulletin to pray for the needs of FBC's missionaries. Pray that God would strengthen them to do the work to which He has called them.