

Materials I Need:

Legend:

-  = Option 1, Appropriate for 1st – 2nd Grade
 = Option 2, Appropriate for 3rd – 6th Grade



Focus Verse:



“‘Don’t be afraid,’ he said. ‘My father Saul will not lay a hand on you. You will be king over Israel, and I will be second to you. Even my father Saul knows this.’” 1 Samuel 23:17



Memory Verse:

“When I am afraid, I will trust in You. In God, whose word I praise, in God I trust; I will not be afraid. What can mortal man do to me?” Psalm 56:3, 4

 **Hook:**

Puppet Play (Activity). ,  Envy, jealousy, greed, revenge, serving, humility, and obedience are some of the feelings that will be brought out in the hearts of the characters in our Bible Adventure this morning. Use puppets to act out these feelings and talk about times when we have felt or behaved that way. Before class, draw a happy face and a sad face on the board. Write the different words listed above onto colored heart-shaped pieces of construction paper and place the faces on the table in front of you. As you act out the particular feeling, ask the students to find the heart that matches that emotion. Place the heart under the appropriate face based on which attitudes are pleasing to the LORD. Tell students to listen to this morning’s Bible Adventure and see if they can discover what character has which kind of heart attitude.

Toy Soldiers in Caves (Activity). ,  This may be used as a HOOK or a LOOK activity. Set up toy soldiers. (Be sure that Saul has a large army and David has only a few soldiers.) If this is used as a HOOK, let the students play with the soldiers and props. Give them hints as to what will happen in the Bible Adventure. If you are using this activity during the LOOK portion of the morning, have it as a review of the points covered in the lesson. Talk about the different times when Saul and his men came close to capturing David. Use clustered rocks or scrunched paper lunch bags for caves, pillows for hills, and tablecloths for the desert. Make some trees using Play-Doh and twigs from your yard. Allow the students to act out some of the scenes from the morning’s Bible Adventure. Talk about how God was with David and protected him.

Work Gloves (Review/Object Lesson). ,  Use this activity from last week to review the previous lesson and to prepare for today’s lesson. Bring in a variety of gloves including a well-worn baseball glove or work glove. Ask the students for what purpose each type of glove is used. Can a glove do work on its own? No. It needs someone’s hand to fill it. Gloves are simply a tool to accomplish work. Most gloves need to get broken in before they are most effective. (Show the well-worn glove.) They are very useful to the one who broke them in. Explain to the students that David continued to be prepared for service by God. He was going to be king of Israel and was God’s chosen instrument to lead Israel. On the outside, it looked as if he was doing the work, but he was merely a glove for God to do His work. Tell the students that they will see today how David was moved by God to accomplish His will.

A Glove for God's Hand to Fill (Craft/Discussion). 🦋, 🦋 See the TOOK activity by the same name. Ask each student to wear the glove throughout class. At the end of class, they all will see that the glove begins to take the shape of their hands. Explain that this is the way it should be with us. God makes us more into His image as we trust, listen, read, and obey His words.

God Makes the Decisions (Discussion). 🦋 Is God in charge when leaders do bad things? Even though Saul was not a good king and had a very rebellious heart at times, God was still in control. God is the one who raises up leaders and brings them down. When times are hard we can trust that God is working out His good plan (Romans 8:28). Ask the students how they can know that God is in control. Steer them to the fact that the Bible says God is in control. Tell them that today they will see how David recognized that God put Saul on the throne. David refused to kill Saul and thereby take matters into his own hands. God promised David that he would be king, and He fulfilled that promise.

Hiding in the Caves (Activity). 🦋, 🦋 Bring in several blankets or sheets and cover the tables in your classroom. Make sure they are completely covered so that you cannot see if anyone is under the table or not. Explain to the students that this morning they will hear about someone who was hiding in a cave and someone else who was looking for him. One man was chasing the other man because he wanted to kill him. It would be scary hiding from someone, not knowing if you would be found or not. Ask the students the following questions: What would you do if someone who was trying to hurt you came very close to where you were hiding but didn't see you? Would you try to run away or try to hurt him first before he found you? Have you ever played Hide and Seek and had the person who was trying to find you come closer and closer to where you were hiding? Your heart begins to beat faster, and you wish that you had hidden somewhere else. Tell the students that they will hear a very exciting Bible Adventure this morning, full of suspense, about that very thing!

Choose someone to be Saul and the rest of the class will be Davids. Saul will select one of the Davids to find when he returns to the classroom. Have Saul leave the room while the others choose a cave (table) to hide in. When Saul returns, have him call out the name of the student he is seeking. As Saul walks around the room calling out this student's name (build the suspense for those under the tables), those who are hiding don't know if he will choose their cave or pass by. Saul then selects one cave to lift up the blanket and look under. If he finds the student he is looking for, then it is that student's turn to be Saul. If he is unsuccessful in finding David, then he can either have another turn or the teacher can select another Saul. In any case, have the students come out from the caves and choose another location to hide for the next time. Tell the students to listen carefully to find out what David does in the Bible Adventure when Saul enters the cave where David is hiding.

Waiting on God's Timing: Frozen Fish Sticks (Object Lesson/Discussion). 🦋, 🦋 Buy a package of frozen fish sticks or chicken strips. On the morning of the lesson, take the package out of the freezer. Just before the class starts, go into the kitchen and heat up half of them, but leave the other half frozen. When you bring them to class explain that waiting for a few minutes makes all the difference about which fish sticks you would want to eat. Ask the students if they have ever really, really wanted something. Maybe they have been promised something and were very excited about getting it. Explain to them that the hardest part is the waiting. Sometimes we get impatient about getting what we want. In life, it is important to wait on God's timing. David had the chance to take the kingdom from Saul by killing him. Instead, he waited for God's timing. How is being patient important to a Christian? As an alternative to fish sticks, you could do the same object lesson with half-baked cookies, cake, or yeast bread.

Capture the Cloak (Game). 🦋, 🦋 Weather permitting, make this an outside game. Divide the students into two teams (David's mighty men and Saul's army) as you would in *Capture the Flag*. Each team is given boundaries for "their" territory. Each team has five minutes to hide their cloak. Then the mediator (Jonathan) says to start. The object is to capture the other team's cloak first. There is to be a neutral territory (about 10 feet wide, the entire width of the playing field). Each student must avoid all of the opposing team. If one is touched (captured), he or she must go to the dungeon set apart in each territory. (Once captured the student must remain in the dungeon until someone from his or her own team frees that student by retouching him or her while in the dungeon without being caught themselves. Maximum time limit 15 minutes.) At the end of the time limit, eat cookies and go back to class for the Bible Adventure.

David's Mighty Men (Activity). 🎭, 🦋 Introduce the lesson with the focus verse (1 Samuel 23:17) and an activity. Jonathan tells David not to fear because of God's sovereignty and faithfulness. Saul would not lay a hand on David and David would become king over Israel. Re-enact Saul's pursuit of David and his "mighty men" (2 Samuel 23:8). Group the students into fives. Four of the five students will circle themselves by holding the arms of the person next to him or her just above the elbows and facing inward. Choose one of the four to be designated as "David." The fifth student is "Saul." He or she will run around the outside of the circle trying to "lay a hand on David." "Saul" must touch the torso or legs of "David" but cannot reach across the circle. The circle spins clockwise or counter-clockwise (in place and not around the room, as there will be several circles of students in the room) to avoid Saul's pursuit. Change roles and give others a chance to be "Saul" or "David." At the end of the activity, ask the students to listen to the story to learn who really protected David from Saul's evil plans.

Training for a Job (Discussion/Visual Aids). 🎭, 🦋 Bring in a tool, hat, or uniform (or pictures of) that correspond with different types of skilled jobs. Showing one item at a time, ask the students what the item is, what it is used for, and what training the person using the item has to go through before he or she is equipped to do the job well. (Example: Hold up the stethoscope. Ask, "What is this? Who uses this? What kinds of things does a doctor do? How much training does a doctor need? If a person is smart enough to be a doctor, does he still need to be trained to do his job well? Would you want someone to operate on you who did not have the proper training?") Through your questions, bring out the idea that, although a person may have the physical or mental abilities to do well at a particular job, he or she must be trained in order to do that job well. Some jobs take more skill or training than others. Tell them to listen to today's Bible adventure to hear how God trained the young man whom He chose to be king of Israel.



Book:

Presentation Ideas –

David Visits the Priest (Illustration/Coloring Page). 🎭, 🦋 1 Samuel 21:1-3, **1SM05.GF1.**

David Pretends to Be Insane (Illustration/Coloring Page). 🎭, 🦋 1 Samuel 21:10-13, **1SM05.GF2.**

David Hides in the Cave (Illustration/Coloring Page). 🎭, 🦋 1 Samuel 24:3, **1SM05.GF3.**

David Spares Saul's Life (Illustration/Coloring Page). 🎭, 🦋 1 Samuel 24:4, **1SM05.GF4.**

David Trusts God (Illustration/Coloring Page). 🎭, 🦋 **1SM05.GF5.**

Jonathan Tells the Story (Role-Play). 🎭, 🦋 Tell the story from Jonathan's point of view. Jonathan's perspective is one of love and respect for David while still loving his father and, most importantly, of being faithful and trusting in God. This could be an interesting twist on the story. In the background, have someone acting out the scenes with David running from Saul. Jonathan should talk about his childhood with his father, growing and learning of God and becoming a friend of David's. Talk about how David was not willing to hurt Saul, even though he had many chances. (Have some helpers act out the cave scene.)

God's Plans Are Unchangeable (Object Lesson). 🎭, 🦋 At the beginning of the Bible story, discuss the concept of God's sovereign and unchangeable plan. Tell students how God ties circumstances together to accomplish His design for humankind. Use the wooden and elastic toddler toy (available upon request) to illustrate His perfect plan. Place the toy on a table in front of all the students. As you tell the parts of the Bible story where Saul attempts to kill David and thwart God's plan to make David king, take your hands and attempt to suppress the toy, squishing it under your hands. Explain this as Saul's attempt on David's life being frustrated. Then lift your hands and acknowledge that God's plan is unchangeable.

Bible Adventure for K – 2nd Grades –

David was on the run. Saul had made it clear that he intended to kill him so David fled for his life. But God had a purpose in all his running. David learned that God would always take care of him. David had to learn to put his trust in his Lord and believe in His precious promises. Through David's dealings with Saul, Israel learned that David was an honest and godly man. God was setting the stage for David to become king.

After David learned of Saul's intention to kill him, he took the small band of men that was with him to a tabernacle to request food from the high priest. The only food that was available was consecrated showbread that had just been removed from the holy place of the tabernacle. Instead of telling the high priest that he was running from Saul, he told him that he was actually on a secret mission for Saul. So the high priest gave him the bread for his men, and he also gave him Goliath's sword that was kept in the tabernacle. One of Saul's shepherds was there and reported everything he heard back to Saul. From there, David and his men went to the king of the Philistines in Gath. This was the very town that Goliath was from so the king was not at all pleased to see David. David then became afraid for his life and pretended to be insane. This was a low point for David. He had lied to the priest to get food and then acted crazy in front of the Philistine king. He did not put his trust in God. However, God still had much to teach him.

When Saul heard the news that David had been discovered, he immediately began chasing after him. Saul came to the tabernacle where the high priest was and confronted him for giving David some food. In his fury, Saul sentenced the high priest to death, along with all the people who lived in his city. David recognized that his lying was ultimately responsible for the priest's death. But despite David's costly sin, God kept his promise and protected him.

During all this, God had been putting together a small army for David. Outcasts and criminals came to serve David in the wilderness. The army grew quickly to 600 men. While they were hiding in caves, they heard that the Philistines were attacking the city of Keilah. David asked God if he should fight the Philistines, although doing so would let Saul know where he was. David felt an obligation to help the people he would one day rule over as king. The Lord confirmed to him two times that he should attack the Philistines. His men would see first-hand that the Lord was with David. He called his men to battle and defeated the Philistines.

David's location was exposed, however, and Saul was after him again. He did not applaud David for his victory but rather sought to capture him and put him to death. Again, David asked God for guidance and protection so that his men could see that God was with him. David fled from Keilah and Saul gave up his chase for a time.

Despite Saul's hatred of David, his son, Jonathan, and David were very close friends. Jonathan found David and encouraged him. "Don't be afraid," he said. "My father will not lay a hand on you. You will be king over Israel, and I will be second to you. Even my father, Saul, knows this." But Saul still relentlessly resisted the Lord's will to make David king and began pursuing him again. Saul discovered where David was and came very close to capturing him. At one point, David's small band of soldiers was on one side of a hill and Saul's 3,000 men were on the other. But God rescued David by causing the Philistines to attack another part of Israel, drawing Saul's troops off just in time.

Saul chased David many more times but David's faith in God grew and grew. On two separate occasions, David hid nearby while Saul was pursuing him. Once Saul went into a cave alone where David and his men were hiding, unaware that David was there. David's men urged him to kill Saul but David merely cut off a piece of Saul's robe. He intended to prove to Saul that he had no desire to kill him. His conscience pricked him that he should not even hurt the king's clothing. David then risked his life, went out to Saul, and showed him the piece of the robe. David said, "Why do you listen when men say, 'David is bent on harming you?' This day you have seen with your own eyes how the LORD delivered you into my hands in the cave. Some urged me to kill you, but I spared you, I said, 'I will not lift my hand against my master, because he is the LORD's anointed.' See, my father, look at this piece of robe in my hand! I cut off the corner of your robe but did not kill you. Now recognize that I am not guilty of wrongdoing or rebellion" (24:8-11).

On another occasion, David crept into Saul's camp and took his spear and a pot from near Saul's head. God put a deep sleep on Saul and his men so that David could get away from his camp. Then David made a great noise and reassured Saul again that he would not lay a hand on him. Two times David had a chance to kill Saul and both times he refused. This showed his men and all of Israel the godliness of David's heart.

God truly was faithful to David. He had a plan to one day make David king over Israel. Despite all Saul's attempts to kill David, God protected him and His plan prevailed. In the same way, God's plans for you are unshakable. You should trust and obey God no matter what your circumstances look like. And when times are difficult, be like David. In all his hardships, he grew in trust and character. God revealed to all of Israel what kind of heart a king should have. Although he had many imperfections, David had a heart after God. He developed patience, humility, and dependence on the Lord.

Bible Adventure for 3^d – 6th Grades –

Some of you have experienced the uncomfortable feeling of being chased by someone who is angry with you. But few, perhaps none of you, have known what it is like to be pursued by someone who wishes to harm, maybe even kill you. This was the situation in which David found himself in the book of 1 Samuel. God had rejected Saul, the king of Israel, because of his pride and total disregard for doing things God's way. God then chose David as the next king and had the prophet Samuel anoint him privately in David's hometown of Bethlehem.

David became known throughout Israel when he fought the giant Philistine soldier, Goliath, and killed him. He became one of Saul's most trusted servants and played the harp for him when Saul was troubled by an evil spirit. But Saul heard the people talking about David and how much they admired him, and he became very jealous. His jealousy grew until he attempted to have David killed. Several times he tried and failed, until David knew that he must run away from Saul or die. His friend Jonathan, who was also Saul's son, had spoken with his father and discovered that Saul still wanted David dead.

You can imagine David's fear as he ran from Saul. Once, David had a small band of men with him, and they were all very hungry. They stopped at Nob where the tabernacle was located and asked the high priest, Ahimelech, for some food. The only bread was the bread that had been in the holy place as an offering to the Lord. It had been replaced with fresh bread. David told Ahimelech that he was on a secret mission for King Saul. The priest believed the lie and gave David the bread and the sword that had once belonged to Goliath, which was stored at the tabernacle. One of Saul's shepherds, Doeg the Edomite, was at Nob and saw David and Ahimelech. He went back to Saul and told him that the priest had helped David. Leaving Nob, David and his men went to Achish, the king of the Philistines. Unfortunately, David was recognized and was afraid that he would be killed, so he pretended to be insane.

So far, David's behavior had not been very godly. He had reacted in fear to Saul's threats, lied to the high priest, and lied again to Achish. He was trusting in his own resources to get and keep him out of trouble and was not putting his trust in God.

David's lies had terrible consequences. When Saul heard that David had run to Nob, he went there, too. He confronted Ahimelech and sentenced him and all the other priests to death for helping David. Doeg the Edomite shepherd killed the priests because Saul's men were afraid to do it. The bloodbath didn't stop there. Before it was all over, Saul had every man, woman, child, and animal in Nob killed. Only Abiathar the priest escaped. When he went to David and told him what had happened, David realized that his lies were the cause of all those deaths. But in spite of his sin, God was continuing to protect David, just as He had said He would do.

God had been using this time to gather an army for David, made up of men who were outcasts and struggling with life. Their number swelled to 400 and would eventually be 600 men. While they were hiding in the caves of Judah, word came to David that the Philistines were attacking the city of Keilah. David asked the Lord if they should go and join the fight. Two times he asked and both times the Lord answered that yes, he should take his men and go to Keilah. David went, and God gave him a great victory there.

Saul, however, was not impressed that David had won the battle for the Israelites. All he cared about was that David had come out from hiding, and he sought again to capture him and put him to death. David prayed to God to ask what Saul would do. When God warned David that Saul would come and try

to capture him, David and his men left Keilah, and Saul gave up the chase. Though this was a difficult time for David, he was learning some things. David had no control over Saul--he couldn't even reason with him, so he had to depend upon God to protect him. He was also learning to pray and ask God for guidance as he made decisions. David was growing in his trust in God. He was also showing his men what the heart of a king should look like--a heart that seeks after God.

David continued to hide out in the mountains, and Jonathan came and found him there. Jonathan showed his true friendship in the way that he encouraged David. "Don't be afraid," he said. "My father will not lay a hand on you. You will be king over Israel and I will be second to you. Even my father Saul knows this." It was a good reminder to David that God's plans cannot be delayed or stopped.

Even though, deep in his heart, Saul knew that David would be king, his hatred still drove him to continue chasing David. Some people living near one of David's hiding places revealed to Saul where he was. Saul came very close to capturing David--in fact, David's soldiers were on one side of a mountain, and Saul and his army on the other. Just as it looked as if Saul was going to catch David, God caused the Philistines to attack in another part of Israel. When Saul was told of this, he had to turn away to deal with the Philistines. Soon after that David and his men were hiding in a cave when Saul, who was hunting for him again, came there. Saul was unaware that David and his men were in the cave, and David's men urged him to kill the king. Instead, David crept up to Saul and cut off a corner of his robe. He would not allow his men to attack Saul, saying that it was not for them to harm the Lord's anointed king.

After Saul left, David also went out of the cave and called out to Saul. He showed Saul the piece of robe he had cut, and told Saul that this was proof that he meant Saul no harm. He had had the perfect opportunity to kill Saul and had not. Later on, David had another chance to kill Saul but refused to do it. Still chasing David, Saul camped with his army one evening. David and Abner came into the camp while everyone slept. Abner wanted David to allow him to kill Saul, but David only took the spear and the jug of water that were right by Saul's head. He said to Abner, "But the Lord forbid that I should lay a hand on the Lord's anointed." Even though most people would have said that David had just cause to kill Saul, to David it was unthinkable. God had set Saul in place as king. It was up to God to remove him. Later, when David revealed to Saul that he had been in the camp and could have killed him, Saul gave up the chase again.

David and his men were well-known by now. David raided enemy cities for food and followed God's command that the enemy be driven out of the land. David and his men also relied on the people of Israel for food, but in return for this they helped protect the local herdsmen. When he went to ask for supplies from a wealthy merchant named Nabal, whose property David and his men had been protecting, Nabal foolishly told them no. His rudeness angered David, and he decided to kill Nabal and all his men. But before he could, Nabal's wife, Abigail, heard of the trouble and gathered all the supplies she could and went out to meet David and his men. Abigail wisely spoke with David and told him that she knew he would be a great ruler over Israel, and did not want him to shed blood and seek revenge in anger. As he listened to Abigail, David's anger cooled and he turned to go home. Ten days later, Nabal died as a result of his sin against David. David rejoiced that God, whose judgment is perfect, had been the one to deal with Nabal, and that He had sent Abigail to keep him from killing in anger. Soon after this, David sent for Abigail and married her.

Can you think of any reason why David was able, for so long, to elude Saul and his huge army and the spies he had everywhere? The odds were definitely not in his favor, wouldn't you agree? This is the wondrous thing about putting yourself in the hands of the God of this universe--it doesn't matter what the odds are. When God has a plan, that plan will be fulfilled. It was in God's sovereign plan to put David on the throne of Israel. It wouldn't have mattered if there were a hundred bloodthirsty Sauls tracking him--David would sit on that throne! God's plans for His people are unshakable. Are you one of His children? Be encouraged! God's plan for you is going forward and there is nothing and no one that can stall or stop His will. No matter what the circumstances look like, put your trust in God and obey Him, even when you don't understand the "whys" of what is going on. He knows the whys, and He's going to accomplish His will in your life.

Aim Questions:

1. **How did David first try to protect himself?** *He lied and pretended to be insane.*
2. **What were the consequences of his lies?** *The priests were killed.*
3. **How did David start to show trust in God at Keilah?** *He prayed for guidance.*
4. **How did David show that he had a heart for God?** *By refusing to kill Saul.*
5. **How should we respond to people who are unkind to us?** *By not retaliating or taking revenge on people who mistreat us.*
6. **How else can you show trust?** *Pray and wait on God's timing.*



Look:



Looking at David's Heart (Puzzle/Craft) 🦋, 🦋 Explain to the students that if David was a man after God's own heart then, perhaps, if we take a look at David's heart, we will have a tiny glimmer of the beauty in God's heart. Have them make David's heart whole by cutting out the puzzle pieces on **1SM05.GF6** and pasting them on a sheet of construction paper. They may then read about the heart of the one who loved God with his whole heart!



David Has a Heart After God's Own Heart (Worksheet) 🦋, 🦋 Have the students look up the verses listed within the hearts on **1SM05.GF7**. They should write a word or two inside the heart that summarizes the character quality described in the verse. Use the answer page to guide your students to filling in the words correctly. Discuss how God had a sovereign plan to make David the king of Israel. God was teaching David to trust Him. David grew in trust and character through the difficult situations through which God took him. Just as with David, God often places us in difficult situations to build our character and allow us to learn to place our trust in Him. Just like David, we should develop patience, humility, and dependence on the Lord.



What's in Their Hearts? (Craft Page) 🦋, 🦋 Have the students color the pictures of Saul and David from **1SM05.GF8 Pg. 1** which has been copied onto cardstock. Next, have them fold this page on the bold line and secure into a tent-shaped card by turning in the top and bottom edges on the dotted lines and applying tape to hold it. Have students cut out the hearts from **1SM05.GF8 Pg. 2** that match the character qualities of each person and paste them on the appropriate side of the page. As the students work, talk about how we behave, and what kinds of things we might say or do if we had these same character qualities. If you talked very much about Jonathan during class, you could also review the qualities of his heart, as well.



Becoming a Child After God's Own Heart (Worksheet) 🦋, 🦋 Have the students look up the verses on the right side of **1SM05.GF9** and write a word that describes God's heart inside the large blank heart. This represents the heart of one of God's children who trusts Him in all that he does and is developing a heart after God's own heart. Have the students fill in their name in the blank at the bottom of the page. They may color and mount it on a sheet of construction paper to take home.



Psalms 34 (Worksheet) 🦋 Ask the students the following questions: "If you were being chased by a bully, how would you feel? Would you take comfort in God's promises? Would you trust God in adverse circumstances? How do you think David felt when he was being bullied?" Using **1SM05.GF10**, discuss the different attributes of God in which David trusted as he fled from Saul. Have the students write in the space provided as many as they can find.




Real Men Can Cry (Discussion) 🦋, 🦋 Explain to the students that, by taking even a short look at David's psalms, we begin to see into the heart of a man who was after God's own heart. David expressed the whole spectrum of emotions in his songs, but no matter what the circumstance or the emotion, David always placed his trust in God. By trusting God through all his difficulties, David grew in godly character. Take a look at a selection of Psalms representing some of David's emotions and highlight the statements of trust mixed within. Suggestions: Psalm 34:1-2 (joy) and vs. 4 (trust); Psalm 51:1-3 (sorrow) and vs. 14 (trust); Psalm 53:1 (frustration) and vs. 6 (trust); Psalm 56:3-4 (fear and trust).


- David's Training (Discussion).** 🎨, 🦋 Ask the students how God trained David to be king. Bring out what David's character qualities were, how they were tested/developed, and what David's response was to his training.
 - Robes Cut Up ~ Seven Up (Activity)** 🎨, 🦋 Hand out a copy of **1SM05.GF11** (Pg. 1 is for older students, Pg. 2 is for younger) to each student and have them cut out the robe silhouette only (not the sections within the robe). Choose seven, or a proportionate number of students, to stand up front to be the "robe snippers" for David. Run the game just like "Heads up, Seven up." Instruct all the students seated at tables to put their heads down, leaving their robes out in front of them. Have each of the seven students go to one of the other students and quietly cut out one section of the robe containing a word from the memory verse. When all seven have completed the task and returned to the front, ask the students to raise their heads and determine whether or not a section of their robe was snipped. If a student believes that a word was snipped, he or she may guess as to which of the seven it was that did the snipping—but only after that student has identified which word was taken from the memory verse. Encourage the students to study the memory verse before their robes get snipped. Also encourage the seven to snip difficult words from the robe. A student who guesses the "snipper" from the seven, trades places with that "snipper" and becomes one of the seven.
 - David's Feet (Snack).** 🎨, 🦋 Since David was able to elude Saul, he must have had swift feet. This is a great opportunity to provide the students with "sweet, swift feet." Make sugar cookies shaped like feet. Frost them to look like "sneakers" because David was able to be swift and sneaky!
 - Aim Questions (Worksheet).** 🎨 Have students answer the aim questions about today's Bible Adventure, **1SM05.GF12**.
 - Passage Review Questions (Worksheet).** 🎨, 🦋 This booklet contains many questions from the Scripture passage covered in today's lesson. Students may work on them in class and complete them during the week at home, **1SM05.GF13**.
 - Psalms 56:3, 4 (Memory Verse Song).** 🎨, 🦋 Words and music for today's memory verse are available upon request from Children's Ministry.
-



Took:

- Your Training (Discussion).** 🎨, 🦋 Ask the students what they would like to do when they grow up. Explain that right now they are being trained to do the job God has planned for their life. Introduce the idea that many things they don't think of as training really are. You will need to come up with age-appropriate questions to spark their thinking. Ask them questions such as:
 - "How is getting along with a brother or sister training you?"
(*To get along with co-workers.*)
 - "How does watching younger children prepare you?"
(*To help care for others.*)
 - "How does obeying your mom and dad train you?"
(*To be obedient to the Lord as an adult, to respect/obey the authority God places over them.*)
 - "How does mowing the lawn prepare you?"
(*Builds muscle, health.*)
 - "How does being diligent to complete hard tasks assigned to you train you?"
(*To persevere when they have tough times later in life.*)
 - "How does going to Bible school train you?"
(*To learn what God's Word says and how to apply it in every situation.*)
 Remind them to do what is right in the eyes of the Lord and to always do their best as they are training to live out the special plan God has just for them!

 **Take a Piece of Saul's Robe (Game).** 🦋, 🦋 In this game, "Saul" stands with his eyes closed, facing into a corner of the room. Hang a long tail of crepe paper or toilet tissue from the back of his belt to about a foot above the floor. David then sneaks up behind him and tears off a small piece of paper without being caught by Saul. Again, with this game as with the other, Saul must catch David actually in the act of tearing off the piece of paper. If he turns too soon or too late, he loses.

 **Contrasting the Hearts of David and Saul (Craft).** 🦋 Review with the students how Saul's heart was full of jealousy, anger, hatred and greed. This was contrasted with the heart of David (a man after God's own heart), who, while still imperfect, was developing much patience, humility, wisdom, submissiveness, and trust in God. Each student will need:

1SM05.GF14 Pg. 1 instruction sheet
labels from 1SM05.GF14 Pg. 2
blue, pink, and green construction paper
scissors
glue


Have the students follow the directions on the instruction sheet to complete this craft. Ask them the following questions: "Which kind of heart do we want to have? If we want to have hearts like David's, how do we behave, think, and speak?" Encourage the students to take this craft home as a reminder to trust God this week. Explain that He is in charge of every challenge in our lives. If we trust Him, we can choose to have these character qualities ourselves and a heart like King David's.


 **Flip Stick (Craft).** 🦋 Each student will need:

1 circle from 1SM05.GF15 Pg. 1 copied onto red cardstock
1 circle from 1SM05.GF15 Pg. 1 copied onto black cardstock
labels from 1SM05.GF15 Pg. 2 copied onto white paper
1 large craft stick
scissors
glue

Have students cut out the circles and glue them together with the craft stick inserted approximately two inches between the two layers to form a handle. Have them glue the King David label onto the red side close to the handle and the Saul label onto the black side close to the handle. Discuss the character qualities of each man, showing the difference between David's and Saul's hearts.

Encourage parents to use this craft at home as they discuss the responses and behaviors of their children in different situations. Explain to the parents how this is done as they arrive to pick up their children from class. Each week, make a point of giving the parents application ideas they can use for the coming week to continue what was covered that day in class.

 **A Glove God's Hand Can Fill (Craft).** 🦋 Order child-size cotton gloves from Children's Ministry. Give each student one glove. Write on each of the fingers with a permanent marker the following words: Trust, Read, Memorize, Hear, Obey. These are part of the process of being prepared to be used by God. On the top of the glove, across the hand, have the students write, "I want to be filled by God." Talk about how David did each of these things in the Bible Adventure.

 **Stealing Saul's Sword (Game).** 🦋, 🦋 This could be a great time-filler game. Choose one student to play Saul. That student must lie face down on the floor with his/her eyes covered, while the teacher chooses someone to play David. This student tries to sneak up and steal Saul's sword without being caught. Saul may not look until he/she thinks someone is taking the sword. If he/she looks and nobody is taking the sword at that moment, then Saul's turn is over and the teacher chooses another person to take his/her place. If someone takes the sword and is caught in the act by Saul, then Saul stays and gets another turn. If someone takes the sword successfully without being discovered, then that student gets to have a turn to be Saul. David can stall as long as he wants to before he actually picks up the sword. He can only be caught if he is actually in the act of taking the sword.



Who Took the Sword? (Activity). 🦋, 🦋 Use this activity as a filler in case you have extra time. Take a plastic sword (available upon request) and place it on the floor in an open space. Start out having a teacher act as Saul, standing over the sword but not touching it. Saul's objective is to protect his sword from David. The students, acting as David(s), try to steal the sword by pulling it out from under Saul without being tagged. If a David is tagged, he or she is out. In order to re-enter the game, the student must say the memory verse from memory. Have another teacher assigned to the task of listening to memory verses and someone else to the task of watching the students who are in the game. If there is no sword, use a rag and call it a robe scrap.

David Visits the Priest



David Pretends to Be Insane



David Hides in the Cave



David Spares Saul's Life




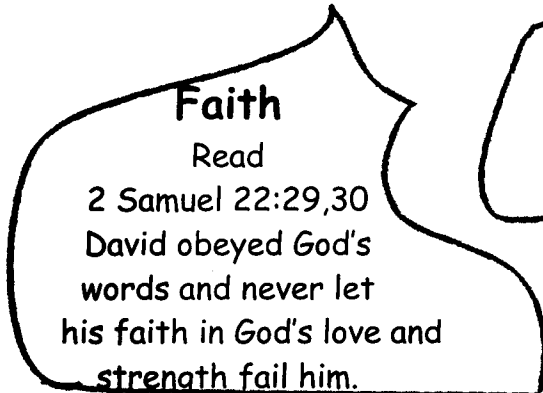
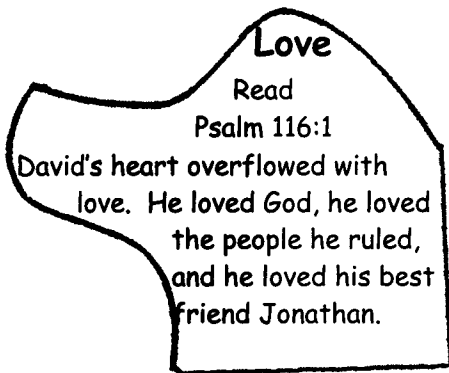
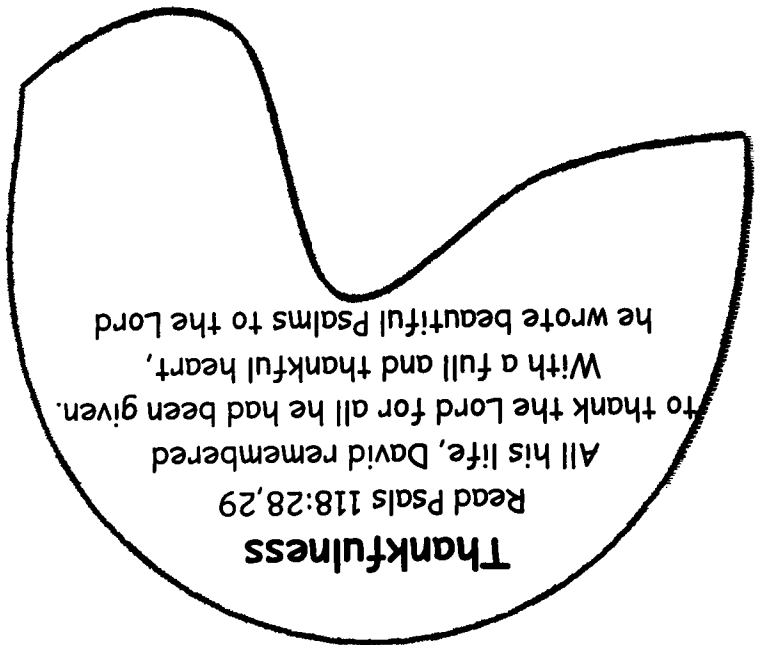
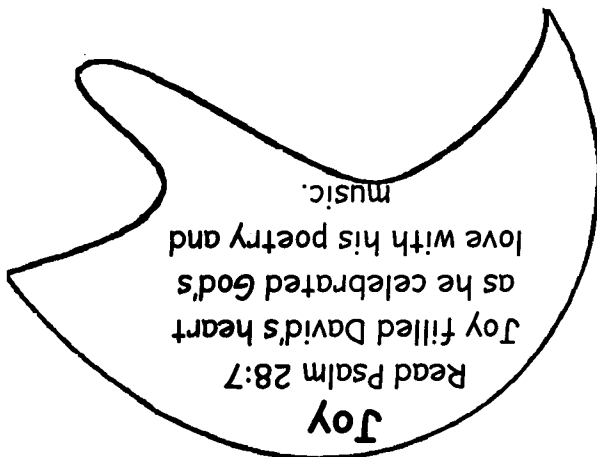
David Trusts God



Looking at David's Heart

God called David a man after His own heart.

If we take a look at David's heart, we will have a tiny glimmer of the beauty in God's heart. Make David's heart whole by cutting out the puzzle pieces below and pasting them on a sheet of heavy paper. Then read about the heart of the one who loved God with his whole heart!



David Has a Heart After God's Own Heart

Look up the verses listed inside the hearts. Summarize, by writing a word or short phrase, the condition of David's heart inside that same heart.

Psalm 34:22

Psalm 34:8

1 Samuel 25:32-35

1 Samuel 26:17-20

Psalm 34:11-14

Psalm 34:1

1 Samuel 24:5-13

Psalm 34:4

1 Samuel 23:2

1 Samuel 26:23-25

Psalm 34:7

David Has a Heart After God's Own Heart

Teacher's answer sheet

Use these answers to guide your students through the passages. They may come up with slightly different answers. They may also choose other passages from today's lesson which give insight into David's heart.

Psalm 34:22

Trusted God

Psalm 34:8

**Loves
God**

1 Samuel 25:32-35

Forgiving

1 Samuel 26:17-20

Humble

Psalm 34:11-14

Teachable

Psalm 34:1

**Honors
God**

1 Samuel 24:5-13

**Integrity
to do
what is
right**

Psalm 34:4

Prayerful

1 Samuel 23:2

Obedient

1 Samuel 26:23-25

Patient


Psalm 34:7

**Dependent
upon
God**



Becoming a Child After God's Own Heart

Look up the verses listed along the right-hand margin which talk about the qualities in Christ's heart. Write a word or short phrase summarizing this quality which we should also see in our hearts if we are His children.



1 Corinthians 13:4-7

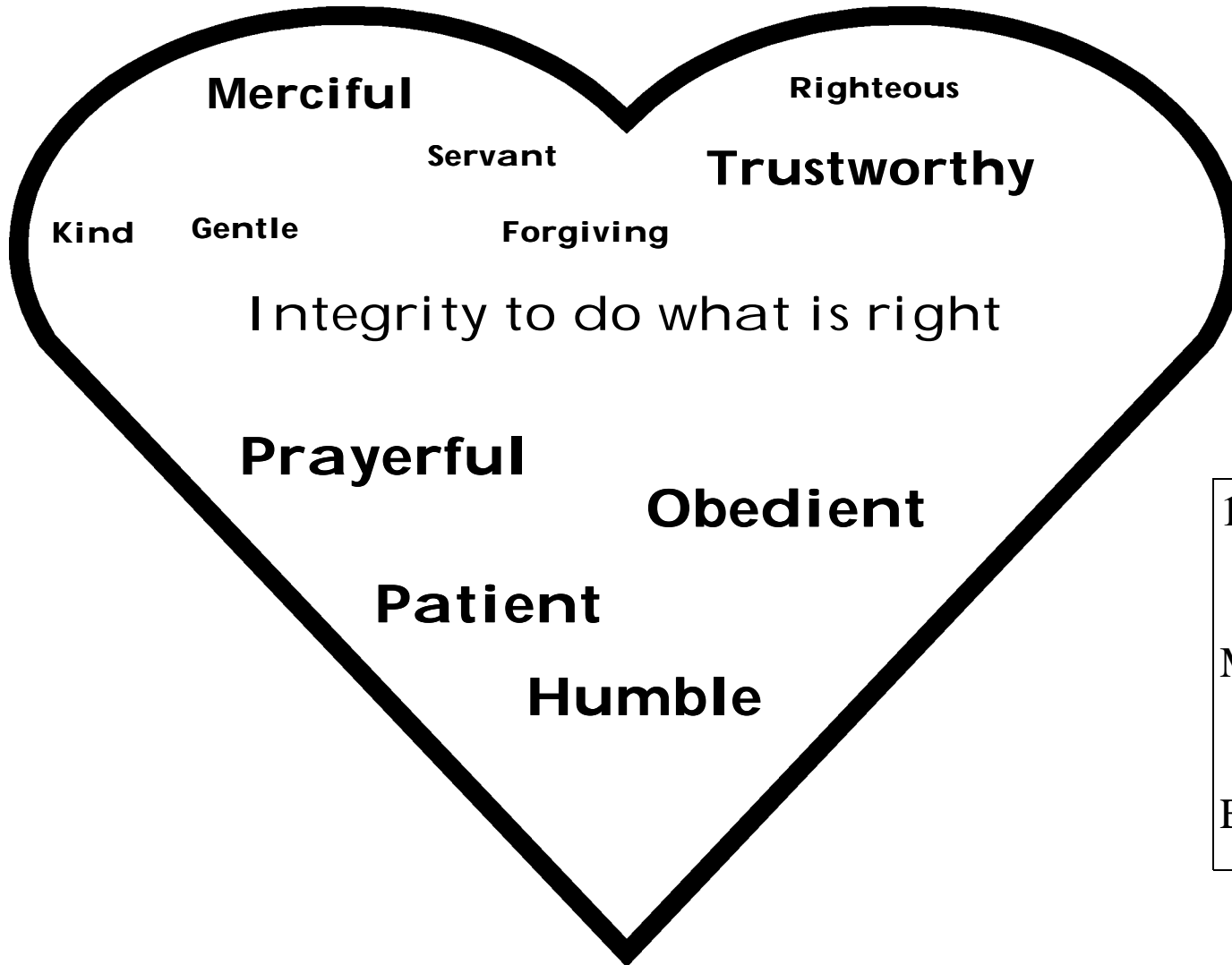
Matthew 5:3-12

Ephesians 4:29-32

A Child After God's Own Heart

Teacher's Answer Sheet

Use these answers to guide your students through the passages. They may come up with slightly different answers. You may also direct them to additional passages.

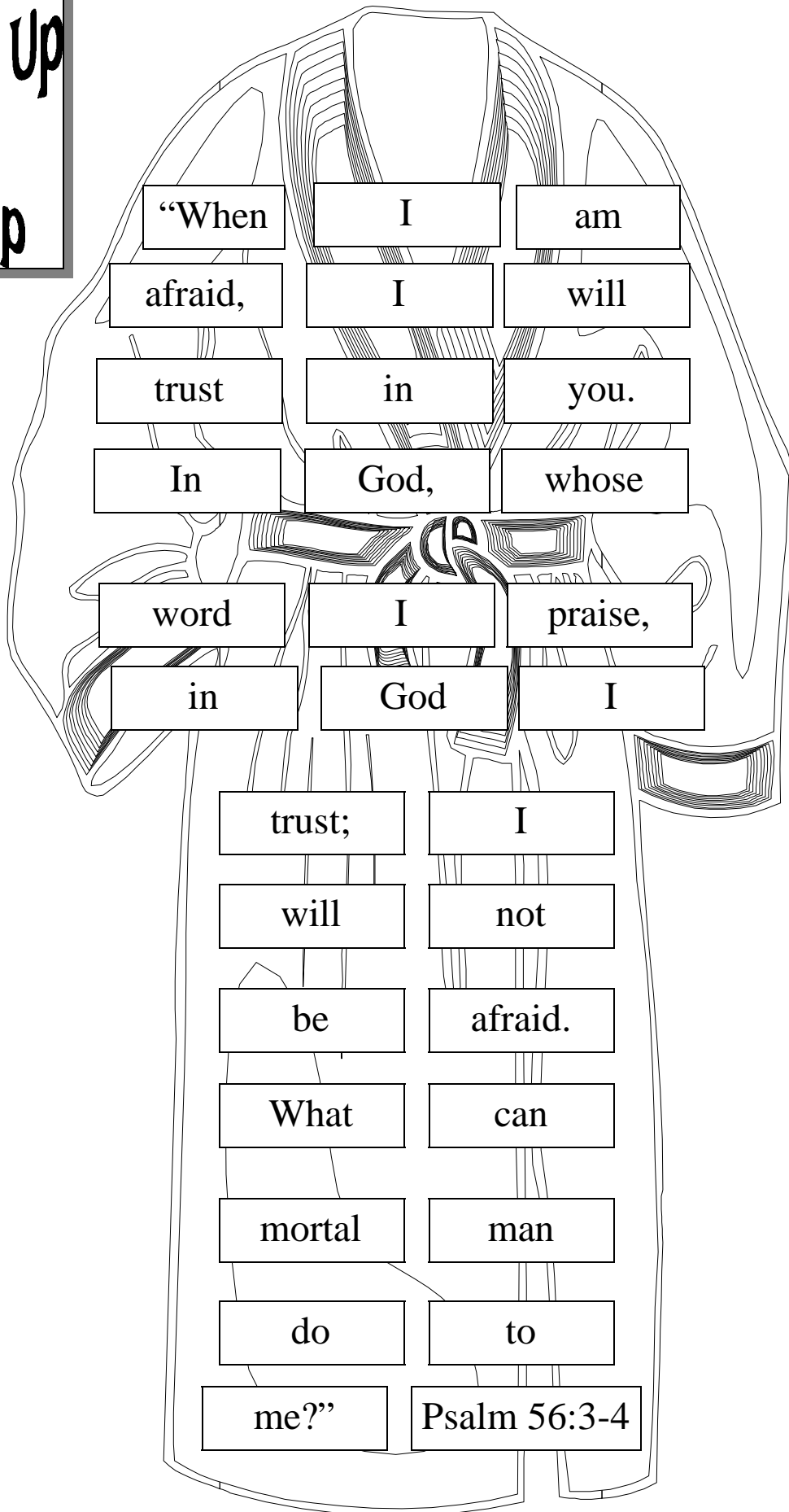


1 Corinthians 13:4-7

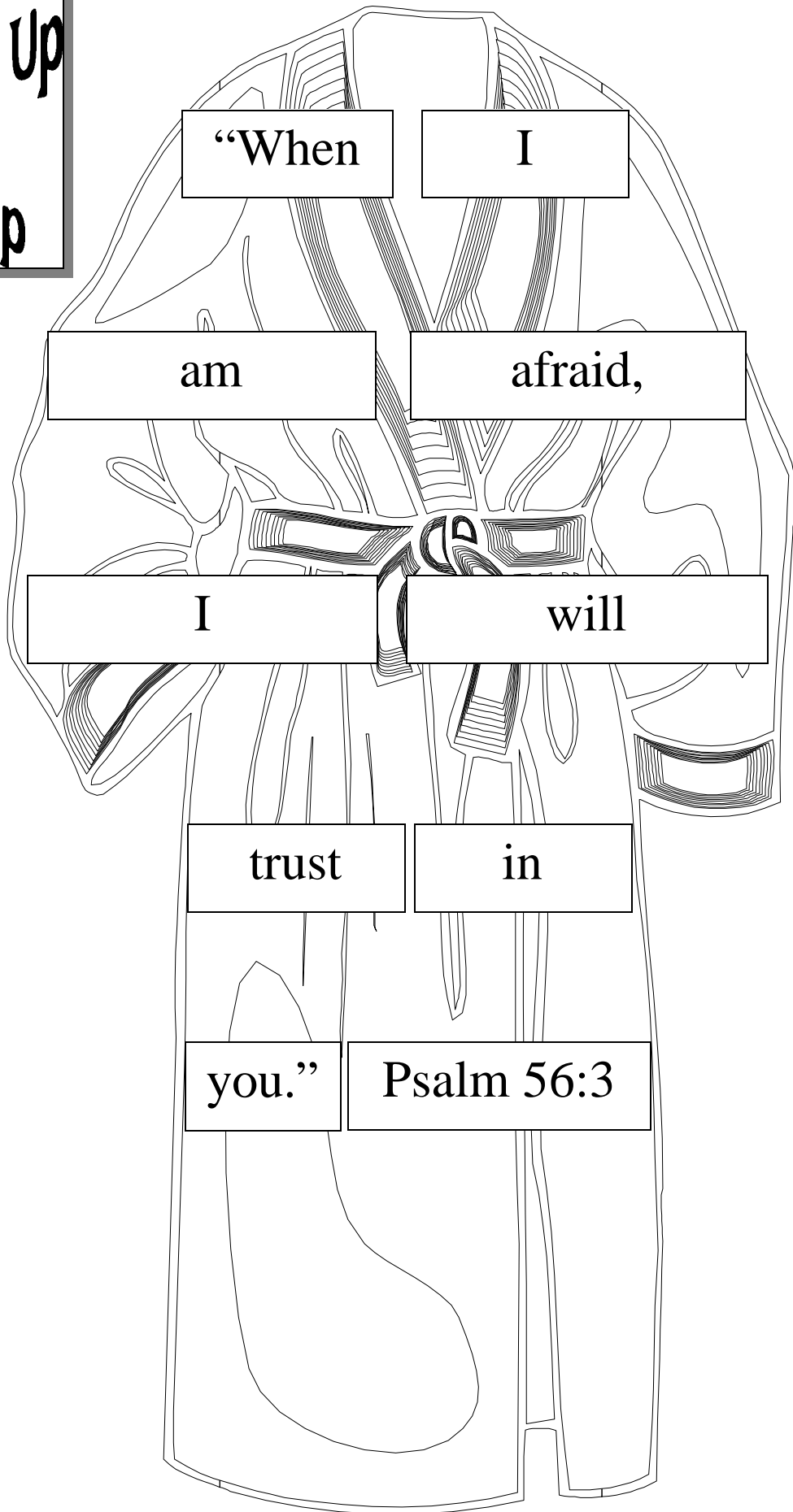
Matthew 5:3-12

Ephesians 4:29-32

Robes Cut Up ~ Seven Up



Robes Cut Up
~
Seven Up



“When

I

am

afraid,

I

will

trust

in

you.”

Psalm 56:3

Aim Questions

Answer the following questions about today's Bible Adventure.

1. How did David first try to protect himself?
2. What were the consequences of his lies?
3. How did David start to show trust in God at Keilah?
4. How did David show he had a heart for God?
5. How should we respond to people who are unkind to us?
6. How else can you show trust?

God is faithful. We should trust and obey God, no matter what our circumstances.

Trust in God produces godly character. Like David, we should develop patience, humility, and dependence upon the Lord.

1
Samuel
21:1 - 28:2

"When I am afraid, I will trust in You. In God, whose word I praise, in God I trust; I will not be afraid.
What can mortal man do to me?"
Psalm 56:3, 4

Passage Review Questions

1 Samuel 21:1 - 28:2

When David went to Nob to see Ahimelech the priest, what did David have the priest give to him and his men to eat? 21:4

Why did the priest give David that type of bread? 21:6

For what else did David ask? Why? 21:8-9

Who was there at Nob, why was he there, and to whom did he speak about David? 21:7, 22:9

When David fled from Saul, where did he go? 21:10

David was very afraid of King Achish. What did David do in this king's presence? 21:12

When David escaped, where did he go? 22:1

Who joined David at the cave of Adullam? 22:1-2

When Saul heard about David's escape, whom did he confront, and what happened? 22:11-20

Who was the only one who escaped? 22:20

While David was hiding in the caves, what place was being attacked by the Philistines? 23:1

What was the Lord's answer when David asked if he should attack the Philistines? 23:2

How many men did David have? 23:13

Where did David and his men stay when God protected David from Saul? 23:14

Who made a covenant with David and helped him to find strength in God? 23:16-18

When Saul was given the location of where David and his men were, where did they go from there? 23:25-26

Who interrupted Saul's pursuit because the Philistines were raiding the land again? 23:27

What did David do in the cave while Saul was there? 24:4

When Saul left the cave, what did David do? How did David then show Saul that he did not wish evil on Saul? 24:8, 9

What did Saul have David swear when he realized the righteousness of David? Where did Saul go? 24:21-22

David sent a messenger to Nabal, asking for food for David and his men. What did Nabal say? 25: 10-11

When Abigail, Nabal's wife, heard how her husband had treated David's men, what did she do? 25:18

Did she tell her husband what she was doing? 25:19b

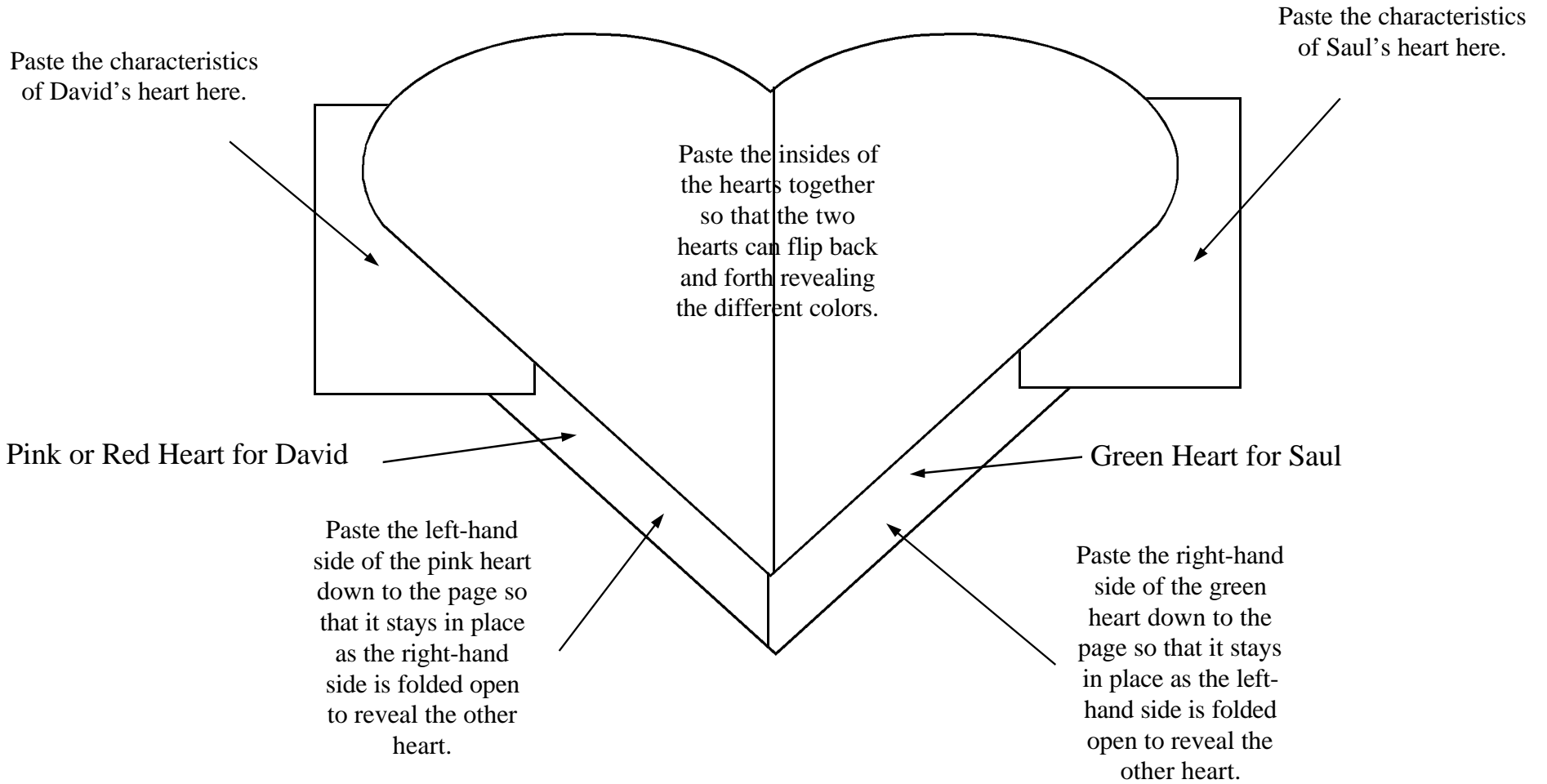
How was David's anger against Nabal's family eased? 25:23-25

What did the Lord then do to Nabal for treating David the way he did? 25: 36-38

Whose wife did Abigail become after Nabal died? 25:40

Contrasting the Hearts of David and Saul

Instruction Sheet



1 Samuel 21 - 28:2

Contrasting the Hearts of David and Saul

Contrasting the Hearts of David and Saul

Contrasting the Hearts of David and Saul

Contrasting the Hearts of David and Saul

*Trusted God
Loved God
Honored God
Desired to Please God
Obedient
Full of Integrity
Patient
Humble
Dependent Upon God
Prayerful
Teachable*

*Trusted God
Loved God
Honored God
Desired to Please God
Obedient
Full of Integrity
Patient
Humble
Dependent Upon God
Prayerful
Teachable*

*Trusted God
Loved God
Honored God
Desired to Please God
Obedient
Full of Integrity
Patient
Humble
Dependent Upon God
Prayerful
Teachable*

*Trusted God
Loved God
Honored God
Desired to Please God
Obedient
Full of Integrity
Patient
Humble
Dependent Upon God
Prayerful
Teachable*

*Envious
Greedy
Untrustworthy
Selfish
Prideful
Fearful
Self-serving
Evil
Unloving*

*Envious
Greedy
Untrustworthy
Selfish
Prideful
Fearful
Self-serving
Evil
Unloving*

*Envious
Greedy
Untrustworthy
Selfish
Prideful
Fearful
Self-serving
Evil
Unloving*

*Envious
Greedy
Untrustworthy
Selfish
Prideful
Fearful
Self-serving
Evil
Unloving*


1 Samuel 21 - 28:2

1 Samuel 21 - 28:2


1 Samuel 21 - 28:2

1 Samuel 21 - 28:2

ΣΟ-+0 0-Π



ΣΟ-+0 0-Π



<u>King David</u> A Man After God's Own Heart	<u>King David</u> A Man After God's Own Heart	<u>Saul</u> A Jealous and Revengeful Heart	<u>Saul</u> A Jealous and Revengeful Heart
<u>King David</u> A Man After God's Own Heart	<u>King David</u> A Man After God's Own Heart	<u>Saul</u> A Jealous and Revengeful Heart	<u>Saul</u> A Jealous and Revengeful Heart
<u>King David</u> A Man After God's Own Heart	<u>King David</u> A Man After God's Own Heart	<u>Saul</u> A Jealous and Revengeful Heart	<u>Saul</u> A Jealous and Revengeful Heart
<u>King David</u> A Man After God's Own Heart	<u>King David</u> A Man After God's Own Heart	<u>Saul</u> A Jealous and Revengeful Heart	<u>Saul</u> A Jealous and Revengeful Heart
<u>King David</u> A Man After God's Own Heart	<u>King David</u> A Man After God's Own Heart	<u>Saul</u> A Jealous and Revengeful Heart	<u>Saul</u> A Jealous and Revengeful Heart
<u>King David</u> A Man After God's Own Heart	<u>King David</u> A Man After God's Own Heart	<u>Saul</u> A Jealous and Revengeful Heart	<u>Saul</u> A Jealous and Revengeful Heart
<u>King David</u> A Man After God's Own Heart	<u>King David</u> A Man After God's Own Heart	<u>Saul</u> A Jealous and Revengeful Heart	<u>Saul</u> A Jealous and Revengeful Heart
<u>King David</u> A Man After God's Own Heart	<u>King David</u> A Man After God's Own Heart	<u>Saul</u> A Jealous and Revengeful Heart	<u>Saul</u> A Jealous and Revengeful Heart
<u>King David</u> A Man After God's Own Heart	<u>King David</u> A Man After God's Own Heart	<u>Saul</u> A Jealous and Revengeful Heart	<u>Saul</u> A Jealous and Revengeful Heart
<u>King David</u> A Man After God's Own Heart	<u>King David</u> A Man After God's Own Heart	<u>Saul</u> A Jealous and Revengeful Heart	<u>Saul</u> A Jealous and Revengeful Heart



Take a Piece of Saul's Robe

In this game, "Saul" stands with his eyes closed, facing into a corner of the room. Hang a long tail of crepe paper or toilet tissue from the back of his belt to about a foot above the floor. "David" then sneaks up behind him and tears off a small piece of paper without being caught by "Saul." Again, with this game as with the other, "Saul" must catch "David" actually in the act of tearing off the piece of paper. If he turns too soon or too late, he loses.



Fathers, Train Your Children

Deuteronomy 6:4-9 describe how the fathers of Israel were to train their children in the ways of the Lord. This training should include:

- ◆ A formal time such as a family Bible night or daily devotions.
- ◆ Informal times like driving in the car or sitting together for a meal.
- ◆ Seizing teachable moments in everyday situations of life.

These times, however, should be based upon a father's heart of single-minded devotion to the Lord...loving Him with heart, soul, and might. It is not simply teaching, and it is not simply modeling. It is both caught and taught.




FAITH BIBLE CHURCH

FAMILY FUN SHEET

11/12/2000

This is what we learned today:

- Passage** ~ I Samuel 21-28
- Memory Verse** ~ Psalm 56:3,4
"When I am afraid, I will trust in You. In God, whose Word I praise, in God I trust; I will not be afraid. What can mortal man do to me?"



Application Points ~

- ◆ God is faithful. Despite Saul's efforts, God's plans could not be stopped.



Great is Thy Faithfulness

Great is Thy faithfulness,
Great is Thy faithfulness,
Morning by morning, new mercies I see.
All I have needed, Thy hands have provided.
Great is Thy faithfulness, Lord unto me.

Humble Thyself in the Sight of the Lord

Humble thyself in the sight of the Lord.
Humble thyself in the sight of the Lord.
And He, will lift you up, higher and higher.
And He, will lift you up.

PASSAGE

Daily Bible Reading: This week's lesson has a number of chapters. You may wish to select portions out of each of the following daily readings

Day 1: Chapter 21

Day 2: Chapter 22

Day 3: Chapter 23

Day 4: Chapter 25, 26

Day 5: Chapter 27:1-28:2

Family Bible Night: 1 Samuel 24:1-22

David was chased a number of times by Saul, but David's trust in God continued to grow. On two separate occasions, David hid nearby while Saul was pursuing him. Once Saul went into a cave alone where David and his men were hiding, unaware that David was there. David was urged to kill his enemy. Instead, David cut off a piece of Saul's robe. He intended to show Saul later that he had no desire to kill him. His conscience pricked him that he should not even assault the king's possessions. David then risked his life and went out to Saul and confessed what he had done and showed the innocence of his motives.

On the other occasion, David crept into Saul's camp and took his spear and a pot from near Saul's head. God had put a deep sleep upon Saul and his men so that David could get out of the camp. David then made a great noise and told Saul that he would not lift a hand against him. On both occasions, Saul gave up the chase. David's men urged him to take the opportunity to kill Saul. David showed tremendous integrity. He said, "But the LORD forbid that I should lay a hand on the LORD's anointed" (1 Samuel 26:11). This showed David's men and all of Israel the character of his heart.



What does the character of your heart

PERSONAL APPLICATION

1. **God is faithful.** God had a sovereign plan to put David on the throne. Despite all of Saul's efforts, God's plans couldn't be thwarted. In the same way, God's plans for his people are unshakable. We should trust and obey God no matter what our circumstances look like.

2. **Trust in God produces godly character.** David grew in trust and character through this difficult time. God revealed to the soldiers and the people of Israel what kind of heart a king should have. Although he had many imperfections, David had a heart after God. Like David, we should develop patience, humility, and dependence on the Lord.

Application Questions:

- ◆ How did God prove faithful to David?
- ◆ God caused David to go through great difficulty at Saul's hands. How did this prove to be helpful for David?
- ◆ What trials and difficulties are you facing?

PRAYER

Praying According to Scripture

"I will extol the LORD at all times; His praise will always be on my lips. My soul will boast in the LORD; let the afflicted hear and rejoice. Glorify the LORD with me; let us exalt His name together." Psalm 34:1-3

Pray these verses to God. While you are praying, substitute "the LORD" for "You, Lord" and "His" with "Your." Make this a personal prayer to God. This was a Psalm that David prayed while fleeing from Saul. It should sound something like this:

I will extol You, Lord, at all times; Your praise will always be on my lips. My soul will boast in You, Lord; let the afflicted hear and rejoice. Help us to glorify You, Lord; help us to exalt Your name together.