



Memory Verse:

Two- and three-year-old verse: 1 Samuel 16:7b: The Lord looks at the heart.

Four- and five-year-old verse: 1 Samuel 16:7b: Man looks at the outward appearance, but the Lord looks at the heart.

Aim Questions for 2's & 3's:

1. Who was jealous of David for being chosen the next king of Israel? (*King Saul.*)
2. Where did David hide so King Saul could not find him? (*Caves.*)
3. Who protected David while he was hiding from King Saul? (*God.*)

Aim Questions for 4's, 5's & K:

1. Why was King Saul trying to kill David? (*Saul was jealous of David and didn't want him to be king.*)
2. What did David do when King Saul came inside the cave where he was hiding? (*David cut off a piece of Saul's robe to show that he could have killed Saul, but didn't.*)
3. Why didn't David kill King Saul? (*David trusted God, and patiently waited for God to decide when he would become king.*)
4. What kind of heart did David have? (*David had a patient heart to obey God, not try to hurt Saul. Say the memory verse.*)

Key for symbols:

- This box symbol represents ideas that can be used for two-year-olds through kindergarten. Please remember to slow down the pace for two-year-olds and keep the pace moving for five-year-olds.
- ② This symbol represents ideas that are best used for two- and three-year-olds.
- ④ This symbol represents ideas that are best used for four-year-olds through kindergarten.

Hook:

Target Practice: Last week David was able to sling a stone and hit Goliath in the middle of the forehead. It is hard to hit a target, especially when it is moving! In today's Bible Adventure, King Saul is angry at David and throws something at him. We'll need to listen to the story to know if David had time to move out of the way. Have the children throw soft balls at a target on the wall (from ten feet away) or at a leader in front of the wall who tries to jump out of the way.

Make a Collage Gift for a Friend: Collage materials needed: Sheet of cardstock, paste or glue, assortment of samples of ribbon, fringe, feathers, yarn, decorative paper, net, velvet, satin, felt, sequins, etc. The younger children will need to be closely supervised with small articles. Allow the children to choose from the various materials to glue them onto their cardstock in a pleasing arrangement. Collage designs do not necessarily represent something. They are interesting to see and to feel purely because of the textures, colors, shapes and lines. In today's Bible Adventure, Jonathan gave his friend, David, gifts. Ask the children to think of one of their friends that they can make a pretty collage picture for and give it to them. Sometimes we want to keep pretty things for ourselves, but this picture will be for a friend.

- Jealousy Center:** Bring one fun riding toy to class and several small cars and trucks. Talk about taking turns on the one riding toy. Jealousy is wanting something that someone else has. In today's Bible Adventure, King Saul wanted all the honor as the king. He was jealous of David who was loved by the people. King Saul decided to hurt David because he was so jealous of what David had.
- Hiding in Caves Center:** Cover one or two card tables with blankets or sheets that the children can hide under. Have duct tape handy to hold sheets in place. You could also use a large appliance box or other large box where the lid will close for the children to crawl in and out. Close up the lid to show how dark it would be in a real cave. In today's Bible Adventure, David hid in a cave to get away from Saul. A lot of other people joined him. Saul came and rested in the same cave. Shhh! Don't let Saul know you are there!
- David and Goliath Review:** Play a game of bowling, pretending to be knocking down the giant like David did in last week's Bible Adventure. Older children could play a game in which a blindfolded child sits in the middle of a circle of children and tries to guess if the children are standing in a tall position or crouching in a small position. Say the following, "I am very, very tall (stand tall). I am very, very small (crouch small). Sometimes tall, sometimes small, guess what we are now?"
- Ripping and Cutting Fun!** Provide different textures like paper towels, construction paper, typing paper, facial tissues, burlap, corduroy, knit, cheese cloth, and light weight muslin that can easily be torn or cut. Talk with the children about the different textures and how hard it is to tear and cut them. David is going to cut some fabric in the Bible Adventure. Listen and find out what he does.
- Hiding David:** Cut out one of the pictures of David from today's lesson. Hide this picture in the classroom. Select a child to find where David is hiding. Give the child a crown to wear. Let him know if he is getting hot or cold. When the David picture is found, Saul selects another child to hide the picture while the others cover their closed eyes with their arms. Play background music so they can't hear where David might be hidden. Choose another Saul to hunt for David (one you know had his eyes covered!).
- Play Dough:** Form caves or hollowed out pieces of dough and hide small toy people in the cave.



Book:

Presentation Ideas -

- Color and mount the 1SM05ECGF1, 1SM05ECGF2, 1SM05ECGF3, 1SM05ECGF4, and 1SM05ECGF5 pictures on construction paper. Show them as you tell the Bible Adventure. Save them for future lesson review.
- Throne Activity:** Have a leader or helper sit in the chair and strum an instrument while the Bible Adventure is being told. David was not king yet, only chosen to be the next king.
- Tell the Bible Adventure in the "cave" you made during the Hook time. If you need more light, bring a flashlight to shine on the pictures.

Bible Adventure for 2's & 3's-

(Show last week's 1SM04ECGF1 picture.) Samuel was told to anoint a boy named David to be the next king of Israel. David had a heart to obey God. God protected David when he walked up to the Philistine giant, Goliath, and killed him with only a slingshot and a small stone.

(Show the 1SM05ECGF1 picture.) Saul was jealous of David because he knew the LORD was now with David. The LORD was no longer with King Saul. Saul tried to kill David with a spear, but God protected David.

(Show the 1SM05ECGF2 picture.) David had to run away from the king's palace into the countryside. David, along with his men, hid in caves trying to stay away from King Saul and his army.

(Show the 1SM05ECGF3 picture.) One day, while David and his men were hiding in the back of a large cave, Saul and his soldiers came walking toward the very cave where David was hiding. David and his men were very quiet as Saul stopped in front of their cave. Shhh! Would Saul find them?

Saul went into the cave. It was dark, and Saul didn't know David was hiding in the back of the cave. David didn't want to hurt or kill King Saul. He quietly crept up behind Saul and cut off a piece of his robe! God protected David because Saul did not see or hear him. When King Saul left the cave, David followed him out.

(Show the 1SM05ECGF4 picture.) David called out to Saul, "My lord the king," and, when Saul turned around, David bowed down with his face to the ground. He said to Saul, "Why are you trying to kill me?"

What have I done wrong? See, I have part of your robe in my hand. I could have killed you just now in the cave, but I only cut off a piece of your robe. I would never harm the Lord's anointed king."

King Saul cried out loud when he realized what had happened. David had treated him kindly even though Saul was trying to hurt him. Saul thanked David for being a righteous man--a man who wanted to please the LORD. Saul knew that David would be the next king of Israel. That day King Saul quit chasing David and went home to his palace.

Prayer: Dear God, You protected David because he loved and obeyed You. Help me to love and obey You so that I may learn to become righteous like David. In Jesus' name I pray, amen.

Bible Adventure for 4's, 5's & K-

(Show last week's 1SM04ECGF1 picture.) When Samuel told Saul that God was choosing another man, David, to be king because David had a heart to obey, Saul became very jealous of David. Jealous means wanting all the attention and favor. Saul's heart was full of jealousy toward David because Saul wanted his son, Jonathan, to become king, even though God had said "no."

(Show last week's 1SM04ECGF4 picture.) Jonathan had a heart to obey God, and knew that God had chosen David to be king instead of him. Jonathan was David's friend and gave him gifts.

(Show the 1SM05ECGF1 picture.) One day, while David was playing the harp for King Saul, an evil spirit came upon Saul, and he threw his spear at David. King Saul was so jealous of David that he wanted to kill him, but God protected David. David jumped out of the way just in time, and the spear hit the wall instead of him.

(Show the 1SM05ECGF2 picture.) David went to a town called Adullam and hid in a large cave. When David's brothers and parents heard that David was living in a cave, they went down to be with him there. One by one, other men heard about David living in a cave, and came to stay with him. They wanted David to be their leader. About four hundred men lived in caves with David while they waited for him to become king.

(Show the 1SM05ECGF3 picture.) One day, while David and his men were hiding in the back of a large cave near En Gedi, Saul and his soldiers came walking toward the very cave where David was hiding. Shhh! *(Put your finger to your mouth as though saying "Shhh.")* David and his men were very quiet *(lower your voice)* as Saul stopped in front of their cave. Would Saul find them? Would he kill them? David and his men didn't say a word.

Saul decided to go inside that very cave. It was dark in the cave, and Saul didn't know David was hiding with his men in the back of the cave. David's men whispered to David, "God is giving you a chance to kill Saul before he kills you. Go get him."

David said, "We cannot hurt the king. It would not be right. Only God should decide when a king dies." Instead of attacking Saul with his sword, David crept quietly near and cut off a piece of Saul's robe.

(Show the 1SM05ECGF4 picture.) When King Saul left the cave, he still didn't know that David was there. David waited until King Saul was outside the cave, then walked out himself. David bowed himself low to the ground, called out to Saul, and said, "My lord king, why are you trying to kill me? What have I done wrong? See, I have part of your robe in my hand. I could have killed you just now in the cave, but I only cut off a piece of your robe. I would never harm the Lord's anointed king."

King Saul cried out loud when he realized what had happened. Saul said, "You are more righteous than I. I have been treating you badly, but you have been treating me with kindness. I know that you will become king of Israel." King Saul went home to his palace and stopped chasing David for awhile.

(Show the 1SM05ECGF5 picture.) It didn't take long before King Saul's heart was full of jealousy again, and he was looking for David--to kill him. He took three thousand soldiers with him to find David. One night, King Saul slept on a hill with his soldiers sleeping all around him to protect him. David knew where the king was sleeping, so he and Abishai sneaked through the outside soldiers--quietly--oh, so quietly. They stood right over King Saul who was sleeping soundly.

Abishai whispered to David, "I could easily stick Saul with my spear, and you wouldn't have to keep running from him." All of Saul's soldiers were sleeping; no one moved. God had put them in a deep sleep so that they would not wake up while David and Abishai were talking.

David said, "Don't touch Saul! He is the Lord's anointed!" Instead, David pulled King Saul's spear from the ground and took it with him, along with his water jug, past the sleeping soldiers, to another hill not far away.

When David was at a safe distance, he called out to Saul's commander, "Hey, Abner, why didn't you protect your king? You didn't do your job. Look around you. Do you see the king's spear or water jug? We have them right here with us. We could have killed Saul while you were sleeping."

When King Saul woke up and heard David's voice, he realized again that David could have killed him, but didn't. David respected the Lord's anointed king. Saul said, "I have sinned, David. I will not try to hurt you anymore. I have been foolish and wrong." King Saul went home and stopped chasing after David.

Do you ever get jealous when someone gets more attention than you? It is a sin to fill our hearts with jealousy. Let's not be like Saul, who disobeyed, and kept disobeying. Let's be like Jonathan and David who had hearts that wanted to honor God.

Prayer: Dear God, You protected David because he loved and obeyed You. Help me to love and obey You so that I may learn to become righteous like David. In Jesus' name I pray, amen.



Look:

- Aim Questions:** Have the questions written on a large piece of paper or on a lightweight cloth cut in the shape of a cape or robe. Have a child cut or tear off the appropriate question. Another idea is to hide the Aim Questions around the room. Select a child to find question #1 and bring it to you to see if he can answer it. Continue with the other numbers.
- Transition Idea:** Tiptoe when moving from one room to another to represent David sneaking up and cutting off a section of robe without King Saul knowing he was there. Whisper the following:
"A tiptoe we will go.
So King Saul will not know."
- Snack Idea:** Pretend to be David and men hiding in a cave, eating a snack of pretzels or trail mix that has been put in individual bags. Discuss how God protected David from Saul and helped him do right, kind things to the angry king. Discuss how God protects us by giving us mommies and daddies who care for us and teach us what God says are the right things to do.
- David in a Cave Craft: (1SM05ECGF6 and 1SM05ECGF7)** Give each child a GF6 cave picture and let the children color the picture, adding a sun in the sky. Cut a slit from the top of the cave to the bottom of the cave. Match the "X" on the cave with the "X" on David and fasten them together with a brad paper fastener. Let David "hide" in the cave by rotating him downward through the slit. Another option is to tape the GF7 David on a craft stick horizontally and let the children insert him from the back of the picture through the slit. Sing the first verse of the Samuel Review song as the children hide David in the cave.
- Hiding David (Box): (1SM05ECGF7)** Give each child a white cardboard box (available from the Children's Department). Prior to class, cut a flap from the front of the box for viewing. Let the children tear pieces of brown construction paper and glue them to the inside of their box to make a cave. Color the GF7 David and glue him to the inside of the cave. Review how God protected David and how David made the right choices because he wanted to obey God and do right.
- "Run and Hide in the Caves" Game:** Scatter six to eight different sized rugs about an open space with one rug being big enough for every child in the class to stand on. The children will move about the area (hop, crawl, jump, walk backwards, etc.) while music is playing. When the music stops, everyone must go to the nearest rug and remain on it. Everyone standing on a rug is hiding in a "cave." Several may share the same "cave." Repeat, and while the music is playing, remove one of the rugs. Keep playing until only the one large rug is left and hopefully, everyone will be able to "hide in the last cave."
- "Cutting Saul's Robe" Game:** Arrange the class in a circle sitting on the floor. Choose a Saul who tucks six strips of toilet paper in his waistband so that they touch the floor. Blindfold Saul. As Saul stands in the center of the circle, tap various people to sneak into the circle and tear off a section of toilet paper and get back to their place without Saul tagging them. If they are tagged, they don't get to keep their piece of "robe." After awhile, have the person in the center choose a new Saul from those who were able to grab some "robe." The first Saul chosen could be a leader or helper to demonstrate how to reach and tag with a blindfold on. Have him take off his shoes for safety purposes.
- Acting Review:** Assign children to be David, Saul, David's family (identified by wearing a picture of a sheep or a happy face), and Saul's men (identified by wearing a picture of a crown or a sad face). Be sure to have a cave available. As you briefly retell the story, instruct the appropriate children to do the acting. With younger children, you could have a teacher be David and Saul the first time you do it. Repeat with children playing those roles.
- Where is David?** Children should be seated in a circle on the floor. Ask a "Saul" to go out of the room for a minute. Use a small finger puppet (fabric would be best) and give it to a child to hide in his lap. When Saul comes in, he must figure out who has David! When found, start over until most of the children have had a turn.

Saul Circle Game: (tune: "Ring Around the Rosie")
Ring arou-ound Sa-aul. Ring arou-ound Sa-aul.
Cut his robe. Cut his robe. (Pretend to reach in and cut with fingers.)
Then go hide. (Retain circle formation and crouch down, getting very small.)

Ring arou-ound David. Ring arou-ound David.
He obeyed. He obeyed.
Jump for joy! (Jump in place and shout "hurrah.")

Peep Box Verse Review: After repeating the memory verse several times, ask two or three children at a time to come up and say the verse. Then, let them look at a picture of David in a "peep box." (A "peep box" is a shoe box with a picture taped to the inside of one end.) Use any picture from the lesson that interests you. Cut a hole in the lid of the box in front of the picture to let in light so it can be seen.

"Saul, Saul, David" Game: Play "Duck, Duck, Goose" using "Saul, Saul, David." Discuss that Saul tried to find and catch David, but God helped and protected David.

Cup-Catch Game: Use disposable cups, a two-foot piece of string, and a crumpled piece of paper. (This could be a picture of David that the children color and crumple.) Thread the string through the bottom of the cup. Tie a large knot in the end of the string so it doesn't go through the cup. Tape it to the bottom inside of cup. (This much could be done before class.) Thread the other end of the string through a sharp, large-eyed needle, pull it through the paper ball, and tie it on so it won't come off. Simply tie it on if you don't want to use a needle. The object of the game is to get the ball in the cup by holding the cup up and letting the ball hang down, swinging the ball up, and catching it in the cup. When you get the ball in the cup, discuss how God protected David in the cave.

④ **Sheet Cave:** Bring a big sheet (the darker the color the better) or a big blanket and tuck one side over a couple of chairs. Secure the ends with duct tape. Then invite the class (depending on the number of students, tie two sheets or more together to fit everyone under it) to come into one of the "caves" where David hid from King Saul. Discuss the Aim Questions. Talk about how David trusted God to protect him from jealous King Saul. David waited patiently on God's timing to become king. Talk about what fears a person might have living in a cave. Sing Psalm 34:11,13-14 (see Song section). Close by having the children help "write" a psalm to the Lord. How we can obey and trust God when we're scared (possible answers: pray, sing Bible memory verse songs, be patient, honor God with a good heart attitude)?

④ **Tiptoe Through the Soldiers:** Bring a gallon milk carton filled with water and a stick (broomstick or something to represent a spear). Place the water jug and the spear in the center of the room. Pick two students to be David and Abishai, and the rest are Israelite soldiers. Explain to the students that David and Abishai will try to reach the jug and spear by stepping (tiptoeing) over the soldiers' bodies. If they touch anyone, their turn is over and two new students get to try to reach the middle. The soldiers can lay on the floor however they want and as close to the jug and spear without touching anyone or anything. (Make sure they leave a safe enough amount of space between each other.) Have the children change positions each time there are two new students trying to reach the jug and spear.

Songs:

Psalm 34:11,13-14 (tune: "My Favorite Things" from "The Sound of Music")
Come, all you children, and listen to David. (Raindrops on roses and whiskers on kittens)
He wants to teach you the fear of the LO-ORD. (Bright copper kettles and warm woolen mittens)
Keep tongues from evil, (Brown paper packages)
And lips from deceit. (Tied up with strings)
David writes these words in Psalm thirty-four. (These are a few of my favorite things.)
Depart from evil and do goo-od; (When the dog bites, when the bee stings,)
Seek peace and pursue it. (When I'm feeling sad.)
Depart from evil and do-o-o good; (I simply remember my favorite things,)
Seek peace and pursue it. (And then I don't feel so bad.)

Lord, I Want to be a Christian David wanted to honor and please God.
 Lord, I want to be a Christian in-a my heart, in-a my heart,
 Lord, I want to be a Christian in-a my heart.
 In-a my heart. . . In-a my heart. . .
 Lord, I want to be a Christian in-a my heart.

Samuel Review Song (tune: "Frere Jacques")

(To do this smoothly, write the words of this song on a board so you can see it well.)
 Where is David? Where is David? (Hide one thumb under cupped fingers.)
 Hiding in a cave. Hiding in a cave.
 Sa-aul wants to kill him. Sa-aul wants to kill him. (Pound one fist onto the other fist.)
 David hides. David hides. (Hide one thumb under cupped fingers.)

Here comes Sa-aul. Here comes Sa-aul. ("Walk" your fingers.)
 Into the cave. Into the cave. (Cup your hand.)
 Da-avid is quiet. Da-avid is quiet. (Put index finger to mouth—shhhh.)
 Cuts Saul's robe. Cuts Saul's robe. (Make a scissors motion with your fingers.)

Saul gets u-up. David follows. ("Walk" your fingers.)
 "Here's your robe. Here's your robe." (Pretend to hand something to someone.)
 I-I didn't harm you! I-I didn't harm you!" (Shake your head "no.")
 Saul's ashamed. Saul's ashamed. (Put your head down.)

Saul cries aloud. Saul cries aloud, (Cup your hands to your mouth.)
 "You'll be king. You'll be king. (Put your hands on your head like a crown.)
 I treated you badly. You treated me kindly. (Point to your sad and happy face.)
 You'll be king. You'll be king."



Took:

David Review Pictures: (1SM05ECGF8) As the children color the GF8 picture, they can remember all the things they have learned about David so far in 1 Samuel. Another way to use this page is to cut the pictures apart, put them into an envelope or sack, have the children draw out a picture, and tell you what David is doing. Send the pictures home in the envelope.

Stick Puppet Review: (1SM05ECGF9) Color David and King Saul. Cut around them and glue them to opposite sides of a craft stick. Use these to retell the Bible Adventure to your family and friends at home. Don't forget to tell them how God protected David from Saul.

④ **Saul Looking for David Maze: (1SM05ECGF10)** Color the maze and draw a line from Saul to David hiding in a cave. Sing the Samuel Review Song as the children work.

Preschool Page for Parents: (1SM05ECPPP) Send a page home with each child, encouraging parents to reinforce the Bible truths at home. Spend a few minutes before the children go home creatively reviewing the song and memory verse.




King Saul threw a spear at David, but God protected David.



David and his men hid in caves when King Saul was chasing him.



King Saul went in the same cave where David was hiding.

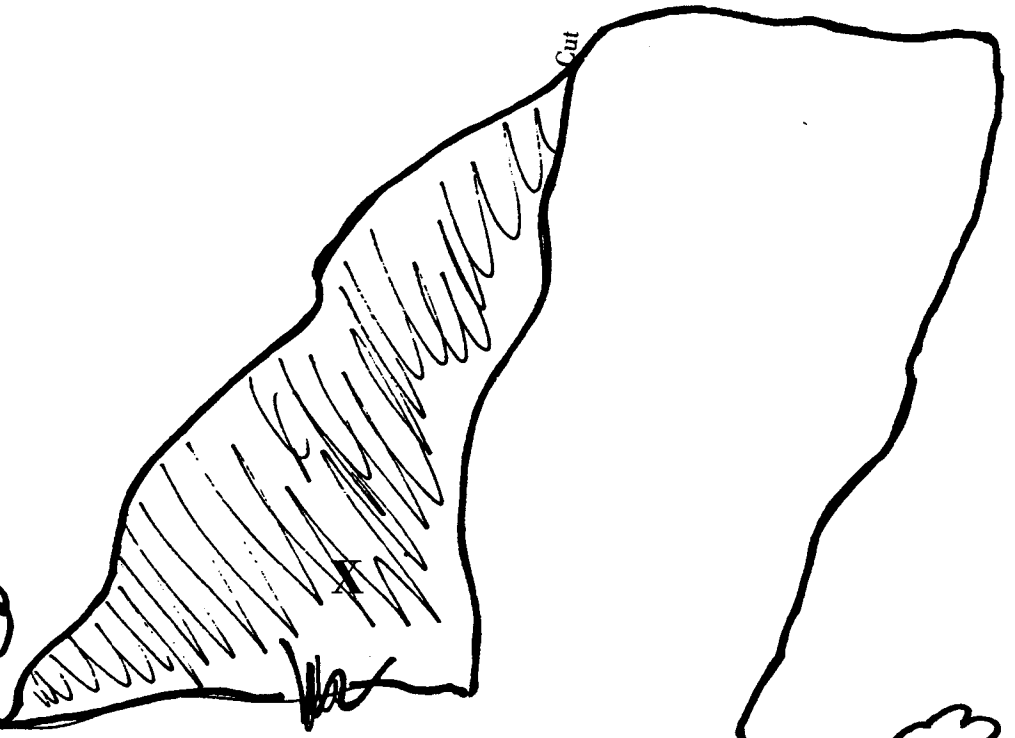


David showed Saul that he would not hurt the Lord's anointed king.



David honored God by not hurting King Saul as he slept.

Handwritten scribbles and lines, possibly representing a landscape feature like a hill or a path.



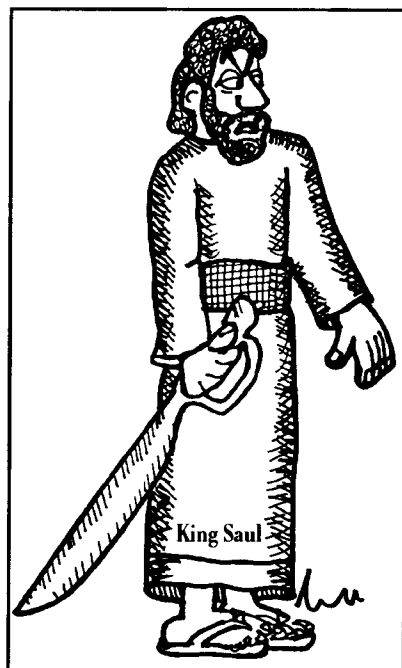
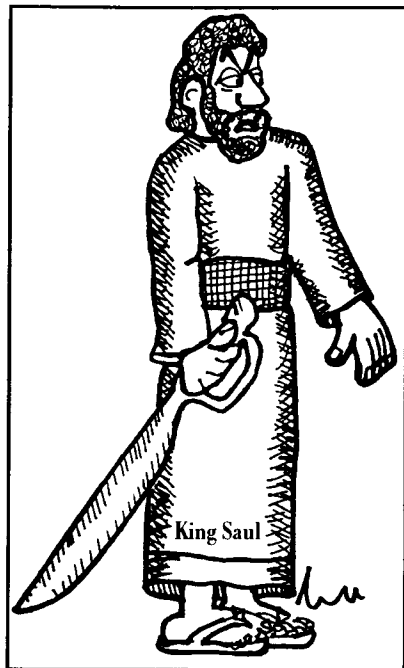







Find all the pictures of David and talk about what he is doing.

King
Saul
and
David
Puppets



Saul wanted to find David...

but God protected him.



Man looks at the outward appearance, but the Lord looks at the heart.

I Samuel 16:7b



This is what I learned today!

Today we learned that King Saul was jealous of David because David had a heart to obey God. Saul decided to hurt David. He threw his spear at David, but God protected him and David was able to jump out of the way. David ran away from the palace and hid in a cave. King Saul came to David's cave one time and went in. David could have killed Saul, but instead, he cut off a piece of the king's robe. When Saul realized that David could have killed him, he asked for forgiveness for wanting to hurt David, and went home. But King Saul got mad at David again--mad enough to kill him. Again, God protected David, and he was able to sneak up on a sleeping Saul and take his spear and water jug. David did not want to hurt the king. He wanted to honor God.

Today's Memory Verse:

2's & 3's:

The Lord looks at the heart.


1 Samuel 16:7b

4's & 5's:

**Man looks at the outward appearance,
but the Lord looks at the heart.**

1 Samuel 16:7b

Hide and Seek



Play "Hide and Seek" this week, with the child hiding pretending to be David, and the parent looking pretending to be Saul. Sing the first verse of the Samuel Review Song as you go looking for "David." Make this a fun game, not scary like it was in David's life. The goal is to familiarize the children with the names "Saul" and "David."

Samuel Review Song (tune: "Frere Jacques")

Where is David? Where is David? (Hide one thumb under cupped fingers.)

Hiding in a cave. Hiding in a cave.

Sa-aul i-is looking. Sa-aul i-is looking. (Pound one fist onto the other.)

David hides. David hides. (Hide one thumb under cupped fingers.)

Here comes Sa-aul. Here comes Sa-aul. ("Walk" your fingers.)

Into the cave. Into the cave. (Cup your hand.)

Da-avid is quiet. Da-avid is quiet. (Put index finger to mouth--shhhh.)

Cuts Saul's robe. Cuts Saul's robe. (Make a scissor motion with your fingers.)

Saul gets u-up. David follows. ("Walk" your fingers.)

"Here's your robe. Here's your robe." (Pretend to hand something to someone.)

I-I didn't harm you! I-I didn't harm you!" (Shake your head "no.")


Saul's ashamed. Saul's ashamed. (Put your head down.)

Saul cries aloud. Saul cries aloud. (Cup your hands to your mouth.)

You'll be king. You'll be king. (Put your hands on your head like a crown.)

I treated you badly. You treated me kindly. (Point to your sad and happy face.)

You'll be king. You'll be king."



David showed Saul that he would not hurt the Lord's anointed king.