

Memory Verse:

Two- and three-year-old verse: 1 Samuel 16:7b: The LORD looks at the heart.

Four- and five-year-old verse: 1 Samuel 16:7b: Man looks at the outward appearance, but the LORD looks at the heart.

Aim Questions for 2's & 3's:

1. Were the Israelites afraid of giant Goliath? *(Yes.)*
2. Who was stronger than Goliath? *(God.)*
3. Did David use a sling and small stone to kill Goliath? *(Yes. God helped David.)*
4. Did David have a heart that trusted God and wanted to obey? *(Yes. Say the memory verse.)*

Aim Questions for 4's, 5's & K:

1. Why were King Saul and his soldiers afraid of the Philistines? *(Goliath was over nine feet tall. The Israelites didn't trust God to win the fight.)*
2. What did David say when he saw how afraid the Israelites were of Goliath? *(David trusted God, and said that God would help him win.)*
3. What did David do to beat the Philistines? *(David trusted God, put a stone in his sling, and hit Goliath in the forehead.)*
4. What does God say is more important than how we look? *(God loves a heart that trusts Him and obeys. Say the memory verse.)*

Key for symbols:



This box symbol represents ideas that can be used for two-year-olds through kindergarten. Please remember to slow down the pace for two-year-olds and keep the pace moving for five-year-olds.



This symbol represents ideas that are best used for two- and three-year-olds.



This symbol represents ideas that are best used for four-year-olds through kindergarten.



Hook:



Fall Friends: (1SM04ECGF5) Materials needed: Crayons, tape or paste, a small tree branch with string or picture of a tree on a large paper. Provide GF5 leaf patterns and crayons (and scissors if they are not cut out). Have the children color the leaves. Ask the leader to write the name of a friend on the back side of the leaf. Attach the leaves to pieces of string and hang them from a small tree branch or paste to a picture of a tree. Title the work "Fall Friends." Tell the children, "We needed all of our friends' names to make so many leaves on our tree. When friends work together, they have a bigger, healthier tree. In today's Bible Adventure, David and Jonathan, the son of King Saul, become very good friends."



Target Practice: Tack a target to the wall. It can be tall and in the shape of Goliath or traditional concentric circles. Mark a line on the floor with tape ten feet away from the target. Using a bean bag or soft ball, have the children attempt to hit the marked target on their first try. Discuss how hard it is. In today's Bible Adventure, God helps David to hit the giant Goliath in the right spot on the very first try.

-
- Writing Your Own Songs:** Using several musical instruments and/or a tape recorder, encourage the children to make up lines to a song to praise God. A two-line phrase can be repeated several times to make a song. Encourage everyone in the small group to sing the new song. In today's Bible Adventure, young David took care of his family's sheep in the fields and made up songs to praise God.
 - Sheep Care Center:** Bring stuffed sheep or other soft animals for the children to feed, herd, and tend to. Provide fencing materials (blocks), a drinking trough, food, beds, etc., for the children to set up a comfortable area for the animals. In today's Bible Adventure, David takes good care of the family's sheep.
 - "How Tall?" Class Activity:** Before class, draw a giant on butcher paper that measures 9' 9" tall (you can do just a simple outline). Tape the giant on the wall. Measure the height of the room, floor to ceiling (12'?). Tell the children the different heights (include your own height, too). Ask them who's bigger--the giant or me? You or the giant? Would you be scared of a bully this big? Have circle pieces of paper (these can represent stones) cut out before class. As children come into class, write their names on their own "stone," put tape on the back of each one, and have them jump as high as they can and stick their stones somewhere on the giant outline. Make it a fun game, allowing every student a turn. End the game by asking if anyone knows the name of this giant on the wall? Then introduce today's story from the Bible.
 - Knock Down the Giants: (1SM04ECGF7)** Let children color pictures of the giant. Tape these to bowling pins or milk cartons. Use appropriate balls to take turns knocking down the giants. Place a masking tape line on the floor to stand behind while taking turns.
 - Standing up to the a Giant:** Place a mark on the wall up 9 feet or out from the wall 9 feet. Let children place their feet against the wall and place a masking tape line for where they stand in relation to Goliath. Goliath was a very tall man. Today we find out how young David stands up to him.
 - Guess What We Are Now!** One child is selected to sit in the center of the circle of standing children with his eyes covered. You and the children stand up and crouch down several times while saying the following: I am very, very, tall. I am very, very small. Sometimes tall, sometimes small, guess what we are now? The adventure today is about someone that is very tall and someone not so tall. Do you know who that might be?
 - Let's Make a Giant: (1SM04ECGF14)** Use three small paper plates (one for the head, body, and feet) and two, long strips of poster board or file folders, folded accordion style. Tape the strips to the backs of the plates to join them together. Draw a face on the top plate. You could add construction paper shoes (GF14) to the bottom plate. Stretch the plates and folded strips out to form a very tall giant. Later, discuss the fact that David was not afraid of the giant because he trusted God to be his helper.



Book:

Presentation Ideas -

- Color and mount the 1SM04ECGF1, 1SM04ECGF2, 1SM04ECGF3, and 1SM04ECGF4 pictures on construction paper. Show them as you tell the Bible Adventure. Save them for future lesson review.
- Throne Activity:** If your class has decorated a special chair to serve as a throne, have the shortest child (David) sit on the throne during the Bible Adventure.
- Review Activity:** Show students the heart shields from last week. Remind them about King Saul who did not obey God's commands fully. His son, Jonathan, trusted God with his heart, and he obeyed God's command to fight their enemies. In today's lesson, we will learn how David had a heart to obey God. David trusted God to do what seemed almost impossible, and it showed in David's actions.
- "What's Inside?"** Have two gift-wrapped boxes so that you can take off the tops. One box is big and colorfully wrapped with a pretty bow and ribbon. The second box is small and wrapped in newspaper, torn, old-looking, etc. Fill the inside of the first box with tissue (or leave it empty), and put a Bible verse (or small Bible) plus a smooth rock in the second box. Show the children both "gifts" and ask them which one they'd like to get for a birthday present. Discuss why the bigger one looks better on the outside. Open the bigger box first and show the children that there's nothing of value inside; it

only looked good from the outside. Then, ask the children to guess what's inside the smaller box; then open it up. Show them that it contains the precious Word of God and a smooth stone to remind them of our Bible story today. The Bible is the best gift of all! Explain to the students how sometimes we like things for how they look from the outside, but God always knows what's inside everything. He even knows what's inside your heart and my heart! In today's lesson, we're going to learn about David who had a heart that wanted to obey God, and he trusted God with all his heart.

Bible Adventure for 2's & 3's-

(Show last week's 1SM03ECGF4 picture.) God was not pleased with Saul as the king of Israel. King Saul had disobeyed God and did not honor him. God told Samuel to go to the town of Bethlehem. There, God would show him the man who would be the next king of Israel.

(Show the 1SM04ECGF1 picture.) God led Samuel to the family of Jesse. Jesse had seven good-looking sons, but as each one passed in front of Samuel (count to seven and hold up fingers), Samuel knew not one of these men was to be the next king. Jesse told Samuel that his youngest son, David, was not there. He was taking care of the sheep in the fields. Samuel sent for David, took the horn of oil, and poured it onto David's head to show that he would be the next king of Israel. God told Samuel that David had a heart to obey.

(Show the 1SM04ECGF2 picture.) King Saul and the Israelite army were at war with the Philistines. The Philistines had a giant warrior named Goliath who was very big and tall. Every day, Goliath stood on the hill and shouted mean things to the Israelite army of God. He said, "Send a man over to fight with me. We will see who is stronger." No Israelite wanted to fight with Goliath. They were all afraid.

Three of David's brothers were in King Saul's army. One day, David's father told David to take some food to his brothers and see how they were doing. David obeyed and walked to the hill where Goliath stood. He watched Goliath shout mean things and asked those around him, "How can you let this Philistine get away with saying such things? Don't you trust God to help you fight him?" David trusted in God's power with all his heart to win the battle against the Philistines.

David went to King Saul and said, "I am not afraid. I will fight Goliath. The LORD will help me be strong to fight this disobedient Philistine."

David picked up his staff, his slingshot, and five smooth stones from the stream nearby. David walked toward the giant man, Goliath. When Goliath saw it was only a boy coming toward him, he was mad. He said, "What are you thinking? Do you think I am a dog, that you come to fight me with sticks? Come here and I will tear you apart."

(Show the 1SM04ECGF4 picture.) David wasn't afraid. He remembered that God was stronger than anyone or anything. David said to Goliath, "You have made fun of the God of Israel. That is not right. Today, the LORD will strike you dead, and everyone around here will know that there is a God in Israel. The LORD is strong and saves His people." With that, David put a stone in his slingshot, slung it, and struck the Philistine on the forehead. The giant fell face down on the ground--dead. So David triumphed over the Philistine with a sling and a stone; without a sword in his hand, he struck down the Philistine and killed him.

When the Philistines saw that their giant was dead, they turned and ran. The army of Israel chased them out of the land. The Israelites took weapons and other valuable things from the Philistine camps. God had shown His mighty power through one young man with a sling and one small stone.

Prayer: Dear God, I want to trust You like David did. You have more power than anyone or anything. I want to trust You in my heart and obey You. In Jesus' name I pray, amen.

Bible Adventure for 4's, 5's & K-

(Show last week's 1SM03ECGF4 picture.) Samuel was sad that Saul had disobeyed God and would no longer be king of Israel. Samuel liked Saul and wished he had done the right thing. God said to Samuel, "Stop being sad about Saul. Go to Bethlehem. I have chosen one of Jesse's sons to be Israel's second king." Samuel obeyed God, and went to Bethlehem.

(Show the 1SM04ECGF1 picture.) Samuel invited Jesse and his seven sons to offer a sacrifice with him. When Samuel saw Jesse's oldest son, he thought to himself, "This man looks like a king. He must be the one God has chosen to replace Saul." But the LORD said to Samuel, "Don't look at what a person looks like, or how tall he is. Man looks at the outward appearance, but the LORD looks at the heart. This is not the man I have chosen to be king of Israel."

Samuel looked at Jesse's other six sons, one by one, but each time, the LORD said, "No, no, no, no, no, no. These are not the sons I choose to be king." Samuel said to Jesse, "Do you have any more sons? God says that none of these seven sons will be king."

Jesse answered, "Yes, I do. My youngest son is out in the field taking care of the sheep." Samuel said, "Please go get him and bring him here to me."

When David came to Samuel, the LORD said to Samuel, "This is the one who has a heart to obey Me. Anoint his head with oil as the second king of Israel."

Samuel obeyed, took the horn filled with oil, and poured some oil on David's head. The Spirit of the LORD came upon David. God would be with David to make him a strong leader in Israel.

(Show the 1SM04ECGF2 picture.) The Philistines were enemies of the Israelites. They had come to fight with King Saul and his army. The Philistines had a giant man named Goliath who was over nine feet tall. Can you say "Goliath?" *(Repeat the name "Goliath" several times.)* Every morning and every evening, giant Goliath stood on the hill and shouted over to the Israelites, "Send a man over to fight with me. We will see who is stronger." For forty days, Goliath stood strong and tall, shouting to the Israelites to come fight with him. No Israelite wanted to fight with huge Goliath. They were all afraid. Even tall Saul looked small compared to Goliath.

Three of David's brothers were in King Saul's army. They were afraid of Goliath, too. One day, David's father, Jesse, said to David, who was taking care of the sheep, "I want you to take this food to your brothers who are in Saul's army. See how they are doing." David obeyed, and walked to the hill where his brothers were waiting to fight the Philistines.

Just as David arrived, Goliath stood up, big and tall, and shouted, "Hey, you cowards, send a man over to fight with me. We'll see who wins." *(Shake your voice as though you are afraid as you say the following sentence.)* All of King Saul's soldiers shook with fear and ran away from Goliath.

David was shocked. He said to his brothers, "What is going on? How can you let this Philistine get away with saying such things? Don't you trust God to help you fight him?" David's oldest brother was angry at his little brother. He told David that he had a conceited, evil heart. But David's heart was not wrong. David trusted God with all his heart and knew that God was stronger than Goliath.

David went to King Saul and said, "I am not afraid. I will fight Goliath." Saul said, "You are only a boy. You can't fight against Goliath. He has been a fighting soldier for many years." David said, "The LORD made me strong to kill bears and lions when I was taking care of sheep in the field. The LORD will help me be strong to fight this disobedient Philistine."

(Show the 1SM04ECGF3 picture.) David tried on King Saul's heavy shield and helmet, but he couldn't wear them. They were too heavy for him. He took them off. David picked up his staff, his slingshot, and several smooth stones from the stream nearby. David walked toward Goliath. When Goliath saw who was coming toward him, he was disgusted. He said, "What are you thinking? Do you think I am a dog, that you come to fight me with a little stick? Come here, and I will tear you apart."

David wasn't afraid. He didn't look at Goliath's size or appearance. He remembered that God is stronger than anyone or anything. David said to Goliath, "You have made fun of the God of Israel. That is not right. You come to fight me with a sword, but I come to fight you in the powerful name of the LORD God of Israel. Today, the LORD will strike you dead, and everyone around here will know that there is a God in Israel. The LORD is strong and saves His people."

David put a stone in his slingshot, swung it around and around his head, and hurled it straight toward Goliath. God took that stone right to Goliath's forehead, the one place where he had no protection. The stone knocked Goliath facedown to the ground. David ran over to Goliath, took Goliath's big sword, and cut off Goliath's head!

When the Philistines saw what had happened to Goliath, they got scared, turned around, and ran away as fast as they could. The Israelites chased after them and caught them.

(Show the 1SM04ECGF4 picture.) King Saul's son, Jonathan, saw what David had done to Goliath. Jonathan loved God, and admired David's courage and trust in God. Jonathan knew that God had given David power to defeat the Philistine enemy. Jonathan took off his own robe and his sword, and gave them to David. Jonathan became David's friend even though David would become king instead of Jonathan. Jonathan didn't mind because he wanted to obey God.

Prayer: Dear God, I want to trust You like David. You have more power than anything. No one is stronger than You. I trust You in my heart and want to obey You. In Jesus' name I pray, amen.



Look:



Aim Questions: Tape the numbered Aim Questions on the wall high enough to require the children to jump in order to pull them off the wall. Choose a taller child to try to get the taller questions and a shorter child to get the lower taped questions. Samuel looked at David's oldest brother and thought he looked like a king because he was tall, but God looks at the heart. Sing the memory verse song after the children answer the questions.



Heart Cookie Snack: Give each child a heart cookie to decorate with frosting tubes. The children can eat theirs as a snack. Discuss the concept that we see the outside of a cookie and decide if it looks good or not. God looks at the inside of us, and sees what is in our hearts. God knew what was in David's heart. God knew that David would trust Him.

- David's Harp: (1SM04ECGF6)** Supplies: White plastic foam trays, one GF6 picture of David and one or two GF6 sheep for each tray, crayons, large rubber bands of various sizes and thickness, tape. Before class: Make four small notches on either side of the two long sides of each tray. Let the children color their "harps" (the foam trays). Stretch the four rubber bands in order of thickness around the shortest length of the tray, fitting them into the notches. Tape the rubber bands onto the backside of the harp. Allow children to play, strum, and pluck their harps. Talk about how David wrote songs to praise the LORD. Sing songs from the Song section, or have the children make up their own.
- David Becomes King Coloring Sheet: (1SM04ECGF1 and 1SM04ECGF8)** Color the pictures of crowns and sheep. Ask the children who they think is going to be the next king of Israel? Will it be Jared, Amy or Jacob? (Use names of children in the class.) What does a shepherd do? Could a shepherd be a king?
- Sling Necklace: (1SM04ECGF10 and 1SM04ECGF11)** Let the children color the handle of their sling. Place a GF11 memory verse sticker on it. Make stickers by copying the GF11 page onto 1" x 2 5/8" laser labels. Tie a piece of fabric to two pieces of string. Tie the string to the sling. Keep this as a reminder that trusting God is the best thing to do. David knew that was true. He trusted God and defeated the giant.
- "Samuel Chooses a New King" Game:** Follow "Drop the Handkerchief" rules. Arrange the class in a large circle facing in. Give one child a plastic bottle of perfume and have him walk around outside the circle saying, "If I could choose a king, would I choose you, would I choose you, would I choose you?", etc., for seven times. He then sets the bottle of perfume behind someone and runs, trying to get around the circle back to the empty spot. The person who was chosen picks up the bottle and chases him to tag him before he can get back in the empty spot in the circle. This game could be played with a small bottle of oil, also. After the game, put a small amount of oil on each person's arm (not hair, I guess). Talk about how God said that he wasn't choosing Jesse's first seven sons to be king of Israel. God was choosing David, and his head was anointed with oil.
- Pass the Sheep Verse Review:** Use either a lamb puppet or a stuffed toy to tap the child who is standing in the circle. The tapped child gets to say the memory verse next. When he is done, he gets to tap someone else to say or sing the verse. Continue until everyone has had a chance. If a child is shy, encourage the children on either side to join in.
- Transition Idea:** Today we heard about a very large, giant of a man. Let's pretend he is sleeping in the hall and we don't want to wake him up. Walk very quietly and softly.
- What Did David Use to Fight Goliath? (1SM04ECGF9)** Color the GF9 sheet and place an "X" on the items that David did not use. Circle the things he did use because he trusted God. Let the children glue aluminum foil on the armor and small pebbles or gray construction paper bits on the rocks.
- Five Smooth Stones Game:** Bring five stones or rocks, small enough to fit inside a child's hand. (Be sure to collect all the stones immediately after the game.) Review the story about how David trusted God to win the battle against Goliath even though all the other Israelites were too afraid to fight. Have the children stand in a semi-circle facing you. Hold the five stones in your hand and say the following rhyme:
 How many stones did David bring
 To put into his little sling?
 Count the stones with the children, dropping the stones into your other hand as you count:
 1 . . . 2 . . . 3 . . . 4 . . . 5. Then complete the rhyme:
 How many stones did it take in all
 To make the great, big giant fall?
 As everyone calls out "one," give a stone to one child. This child is now "It." "It" steps forward, and with his back to the others, he places the stone in one hand, and clenches both fists. He turns around, chooses one other child, and, holding out his fists, asks, "Which hand has David's stone?" If the child guesses correctly, he is the next "It." Repeat the guessing of which hand, making sure new children are picked each time. When a child guesses incorrectly, the stone is returned to the teacher, and the game begins again with the rhyme. Continue playing until each child has had a turn. Make sure to end the game while it is still fun.

④ **Finding A Friend Game:** Cut old postcards or greeting cards in half in interesting ways. Mix up the picture halves before class. Hand out a half picture to each child; then have them go around the room and try to match their half picture to another. Have them tell the teacher the name of their friend who had the matching half. Repeat if time allows. "Who in today's story became friends?"

④ **"Weighty" Relay:** Divide the children into two teams. Tape (duct tape) a bag of sand over the top of a helmet or a fireman's hat, and cover all of it with foil. Tape heavy bags to a large garbage can lid to use as a shield. You will need one of each for each team. The object of the game is to be the first team to march to the other end of the room, put the helmet on your head, pick up the bag, put the bag down, and take the helmet off before marching back to your team. Review how David trusted God rather than a heavy helmet and shield.

□ **Action Play: Giant Hunt** (similar to "Going on a Bear Hunt") The teacher says the line and the class repeats it.

I'm going on a giant hunt!	(Pat legs to make walking sounds.)
I'm not afraid!	(Pat legs, shake head "no.")
I trust in the LORD!	(Pat legs, look upward.)
Gotta climb over big rocks,	(Crawling motions.)
Through the sticker bushes. Ouch!	(Fight through bushes.)
Onto the smooth road.	(Pat legs faster.)
Gotta walk faster, now.	(Pat legs even faster.)
Gotta hurry!	(Pat legs even faster.)
There's my brother, Eliab!	(Wave.)
But he's looking very scared.	(Cover head with arm.)
Oh, wow! Who's that?	(Look slowly upwards.)
You say his name's Goliath?	(Hand behind ear.)
Wow! He's big!	(Look floor to ceiling.)
Wow! He's mean!	(Growl.)
Who can fight Goliath?	(Hold hands out questioningly.)
I can!	(Point to self.)
I'm not afraid!	(Pat legs and shake head "no.")
I trust in the LORD!	(Pat legs and nod head "yes.")
Gotta test my slingshot.	(Twirl slingshot.)
Pick up five smooth stones.	(Hold up five fingers one at a time.)
Walk down the hill.	(Pat legs slowly.)
Goliath's really tall!	(Shade eyes and look up.)
Goliath's really wide!	(Shade eyes and look side to side.)
Goliath's really mean!	(Growl.)
I'm not afraid!	(Pat legs.)
I trust in the LORD!	(Pat legs and nod head "yes.")
Put a stone in the sling.	(Put stone in sling.)
Swing it around.	(Twirl slingshot.)
Let it go!	(Let go with hand and shade eyes.)
Goliath is down!	(Raise hands over head.)
Everyone is cheering.	(Clap hands.)
I trust in the LORD. He helped me.	(Pat legs and point upward.)

Songs:

□ **David and Jonathan** (tune: "Where is Thumbkin?")

Where is David? Where is Jonathan?	(Have hands behind back.)
Here they are! Here they are!	(Pull out one index finger and then the next.)
The-ey like walking. The-ey like talking.	(Wiggle index fingers to fit actions.)
They're best friends! They're best friends!	(Cross index fingers together.)

David goes now. David goes now. (Look sad, wave "bye-bye.")

Jon is sad. Jon is sad.

But they make a promise. They will help each other. (Bring fist down into palm of other hand.)

Now they're glad. Now they're glad. (Smile and point to your mouth.)

Only a Boy Named David

Only a boy named David; only a little sling.
Only a boy named David, but he could pray and sing.
Only a boy named David; only a rippling brook.
Only a boy named David, and five smooth stones he took.
And one little stone went in the sling, and the sling went round and round.
And one little stone went in the sling, and the sling went round and round.
And round and round, and round and round, and round and round and round.
And one little stone went up in the air, and Goliath came tumbling down.

1 Samuel 16:7b, Memory Verse Song (tune: "Fairest LORD Jesus" hymn)
Two- and three-year-olds: 1 Samuel 16:7b "The LORD looks at the heart."

The LORD looks at the heart. (*Fairest LORD Jesus.*)
The LORD looks at the heart. (*Ruler of all nature.*)
First Sam-uel sixteen, verse seven b. (*O Thou of God and Son of man.*)
The LORD looks at the heart. (*Thee will I cherish.*)
The LORD looks at the heart. (*Thee will I honor.*)
First Samuel sixteen, seven b. (*Thou my soul's glory, joy and crown.*)

Four- and Five-year-olds: (tune: "Fairest LORD Jesus" hymn) 1 Samuel 16:7b: "Man looks at the outward appearance, but the LORD looks at the heart."

Man looks at the outside. (*Fairest LORD Jesus.*)
But the LORD looks at the heart. (*Ruler of all nature.*)
First Sam-uel sixteen, verse seven b. (*O Thou of God and Son of man.*)
Man looks at the outside part. (*Thee will I cherish.*)
But the LORD looks at the heart. (*Thee will I honor.*)
First Samuel sixteen, seven b. (*Thou my soul's glory, joy and crown.*)

④ **Be Not Dismayed** (As sung by David)

Be not dismayed what-e'er be tide, God will take care of you;
Beneath his wings of love abide, God will take care of you.
God will take care of you, Through every day, o'er all the way;
He will take care of you, God will take care of you.




Took:

Goliath, Saul, and David Puppets: (1SM04ECGF13) Cut apart the GF13 people into rectangles and give each child a Goliath, a Saul, and a David. Let the children color their "puppets," if desired. They could glue little pieces of aluminum foil onto Goliath's armor. Have the children tape their puppets to craft sticks. Lead the children in conversations the puppets might have with each other. Have them hold up the person who had a heart to obey God (David) as you sing "LORD, I Want a Heart to Obey" (see Song section).

Making a Giant: (1SM04ECGF11) Make paper plate giants according to the directions in the Hook section. Glue the GF11 memory verse on the middle plate, and draw a heart around it or beside it. Make stickers by copying the GF11 page onto 1" x 2 5/8" laser labels. Talk about trusting God when we face difficult situations.

Trusting God Pictures: (1SM04ECGF12) Place the GF12 pictures of fearful situations in a basket. Select a child to come up and draw out a picture and tell what it is. Talk about it and discuss how David could have been afraid of the giant, but he trusted God. We can trust God when we are afraid and need help. Pray with the children, asking God to help them trust Him when they are afraid.

Preschool Page for Parents: (1SM04ECP PP) Send a page home with each child, encouraging parents to reinforce the Bible truths at home. Spend a few minutes before the children go home creatively reviewing the song and memory verse.




Samuel anointed David's head with oil while his family watched.



All of the Israelite men were afraid to fight Goliath.



David chose a sling and five stones rather than Saul's heavy armor.




God was stronger than Goliath.

LEAF PATTERNS





The Lord
looks at
the heart.
1 Samuel 16:7b





David's Harp



Cut out the pictures of Samuel
anointing David as king.
Let the children glue or tape
it into a plastic foam tray.
Give each child two sheep to
glue onto their picture.





The Lord
looks at
the heart.
1 Samuel 16:7b



The Lord
looks at
the heart.
1 Samuel 16:7b














1SM04ECGF7

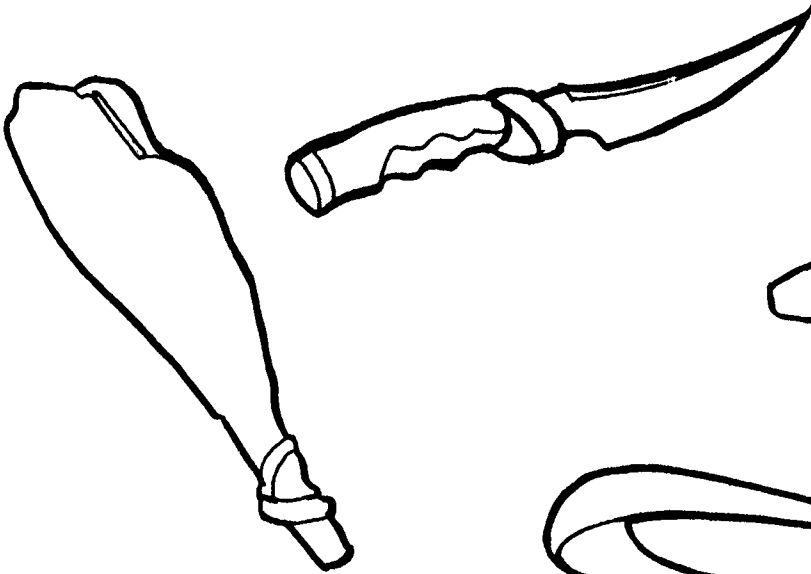
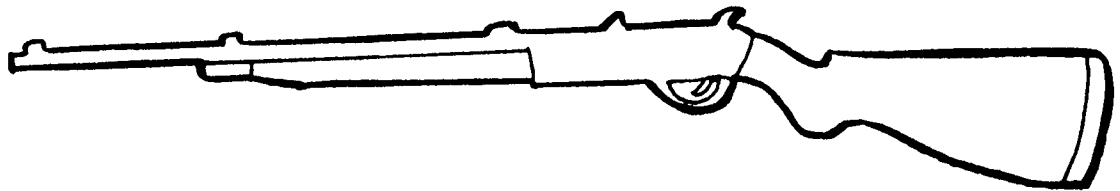


David Becomes King Activity Page

Sample



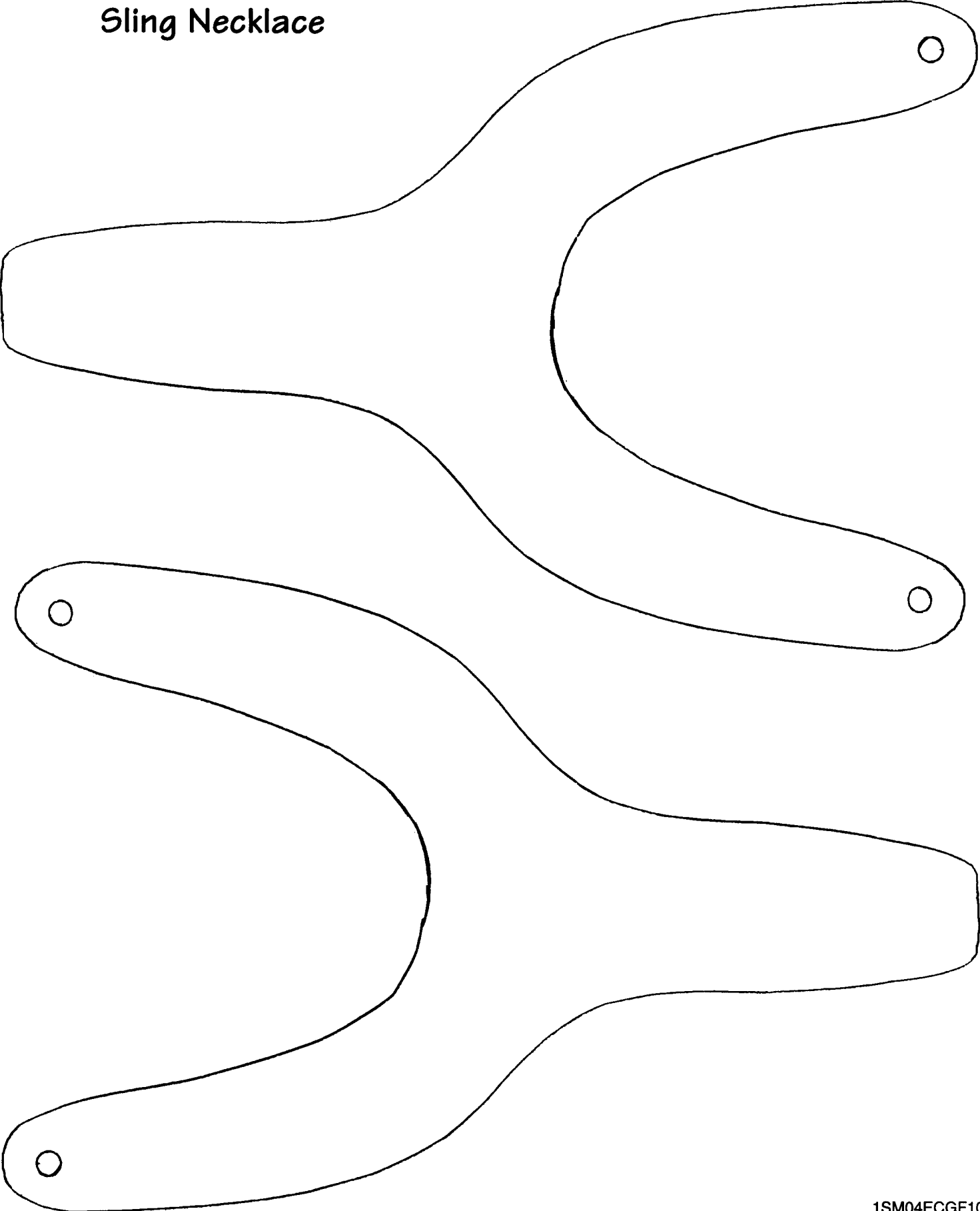
David Trusted God to Kill Goliath


Place an "X" on any items that David did not use. Circle the ones he did use.



Man looks at the outward appearance, but the Lord looks at the heart. 1 Sam16:7b

Sling Necklace





Goliath, Saul, and David Puppets



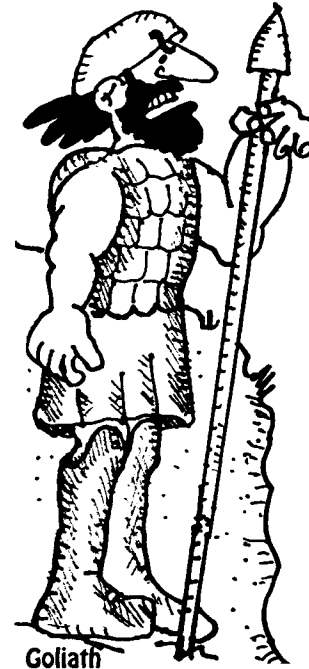
Goliath



King Saul



David



Goliath



King Saul



David



Goliath



King Saul



David

1SM04ECGF13




Goliath




King Saul



David



"Let's Make a Giant" Shoes



November 5, 2000
1 Samuel Chapters 16-20



This is what I learned today!

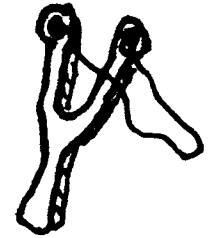
Today, we learned that David would be the second king of Israel. God led Samuel to David's house. Samuel saw David's seven older brothers, but God did not choose one of them to be king. David was the youngest. He had a heart to obey God, so Samuel anointed him the next king of Israel. David showed that he loved and trusted God when he visited his brothers in the army. The Philistine army had a giant man named Goliath. Everyone in the Israelite army was afraid of him. When David saw him, he knew that God was stronger than Goliath. David walked up to Goliath with only a slingshot and five stones. He shot one stone at Goliath and killed him. The Philistine army got scared and ran. David knew that God was stronger than anyone. He trusted God with all of his heart.

Today's Memory Verse:

2's & 3's:
The Lord looks at the heart.
1 Samuel 16:7b

4's & 5's:
Man looks at the outward appearance,
but the Lord looks at the heart.
1 Samuel 16:7b

Hit the Mark on the Heart



Have a little family target practice by throwing a soft object at a heart target. A heart can be taped to a spot on the wall or a tree outside. Let each child try and hit the target like David hit Goliath's forehead. David's heart wasn't afraid of Goliath's size. He trusted God. After each child has one or more tries, sing the 1 Samuel 16:7b, Memory Verse Song shown in the box below.

1 Samuel 16:7b, Memory Verse Song (tune: "Fairest LORD Jesus" hymn)

Two- and three-year-olds:

The LORD looks at the heart. (Fairest LORD Jesus.)

The LORD looks at the heart. (Ruler of all nature.)

First Sam-uel sixteen, verse seven b.

(O Thou of God and Son of man.)

The LORD looks at the heart. (Thee will I cherish.)

The LORD looks at the heart. (Thee will I honor.)

First Samuel sixteen, seven b.

(Thou my soul's glory, joy and crown.)

Four- and Five-year-olds:

Man looks at the outside. (Fairest LORD Jesus.)

But the LORD looks at the heart. (Ruler of all nature.)

First Sam-uel sixteen, verse seven b.


(O Thou of God and Son of man.)

Man looks at the outside part. (Thee will I cherish.)

But the LORD looks at the heart. (Thee will I honor.)

First Samuel sixteen, seven b.

(Thou my soul's glory, joy and crown.)



David trusted in his powerful God to defeat Goliath.