



Memory Verse:

Two- and three-year-old verse: 1 Samuel 2:30: Those who honor me I will honor.

Four- and five-year-old verse: 1 Samuel 2:30: Those who honor me I will honor, but those who despise me will be disdained.

Aim Questions for 2's & 3's:

1. **Who was the first king of Israel?** (*Saul.*)
2. **Who told King Saul and the Israelites to always obey God?** (*Samuel.*)
3. **Who dishonored God by not obeying everything God told him to do?** (*King Saul.*)

Aim Questions for 4's, 5's & K:

1. **When did King Saul disobey God's Word?** (*King Saul burned the sacrifice rather than waiting for Samuel. He later disobeyed by letting King Agag (Amalekites) and the best animals live.*)
2. **What did Samuel tell King Saul would happen to him because he disobeyed?** (*God would not let Saul be king much longer. God would find another king whose heart wanted to honor God by obeying Him every time.*)
3. **Did King Saul honor God or dishonor Him when he disobeyed God?** (*King Saul dishonored God when he disobeyed God's Word even a little bit.*)
4. **Do you want to honor God by obeying your parents every time?** (*Say the memory verse.*)

Key for symbols:

- This box symbol represents ideas that can be used for two-year-olds through kindergarten. Please remember to slow down the pace for two-year-olds and keep the pace moving for five-year-olds.
- This symbol represents ideas that are best used for two- and three-year-olds.
- This symbol represents ideas that are best used for four-year-olds through kindergarten.

Hook:

- Obedience Shield Center:** Use a plastic garbage can lid or other large, light-weight object to represent a shield. Write the words "Obey God" on it. Provide several small, soft animals or balls to throw at the shield. Have the leader hold the shield the first time to demonstrate how to protect himself against what is thrown at him. Choose a child to stand ten feet away and throw a nerf ball at the leader. Before he throws, have him think of bad things to throw at the shield of obedience (hitting my brother, stealing a cookie, grabbing a toy from a friend, etc.). The leader can then say, "I will obey God" and deflect the thrown ball. The older children may want to take the leader's place and hold the shield for others to throw bad ideas at them. In today's Bible Adventure, the Israelites did not obey God in all things. They needed a shield of obedience.
- Hiding in Caves Center:** Bring a large appliance box to class. Have the children crawl in and out of it. Guess who is missing from the group. In today's Bible Adventure, the Israelites were afraid of their Philistine enemies and hid in caves. They did not trust God to do what He said He would do.
- Play Dough:** Today, make caves, people, and animals. One group of children could make Philistines with their chariots and spears while the others make King Saul and the Israelites without spears.

- "How Brave Are You?" Center:** Provide two cardboard tubes or two short styrofoam swimming noodles to use as weapons. Mark off an area for two to strike their "swords" together. Who can force the other's sword to touch the floor? "In today's Bible Adventure, King Saul and his son, Jonathan, were the only Israelites who had weapons. Jonathan believed God's promise to defeat the Philistines, and with his friend and one sword, was able to get rid of twenty Philistine enemies!"
- Philistine Chariots:** Give children round pieces of cardboard to color to represent chariot wheels. Use duct tape to attach these to the sides of chairs. While the Israelites hide in the cave, ask the Philistines to come and sit in their chariots. See "Hiding in Caves" activity below.
- Hiding in Caves:** Let children color the sides of an appliance or TV box to look like a cave. Torn pieces of construction paper could be glued on to look like stones. If a box is not available, use washable markers on an old sheet. Color it before draping it over a table to make a cave. Ask the children if they are Philistines (enemies) or Israelites. If they say Israelites, ask them to hide in the cave. Discuss how the Israelites are going to forget God and not trust Him in the Bible Adventure. Instead, they hide in caves when the enemy comes.
- Counting Sevens:** Give children several different opportunities to count seven items. It could be using buttons, beans, crayons, coins, etc. The children could count different things in the room of which they can find seven. Assist children in counting and pointing to seven days on the calendar, and then discuss what it is like to wait seven days for your birthday, for a trip to the ocean, or to go to Grandma and Grandpa's house. King Saul was asked to wait seven days. Will he obey? In the Bible Adventure, we'll see if Saul obeys and waits seven days for Samuel.



Book:

Presentation Ideas -

- Color and mount the **1SM03ECGF1**, **1SM03ECGF2**, **1SM03ECGF3**, and **1SM03ECGF4** pictures on construction paper. Show them as you tell the Bible Adventure. Save them for future lesson review.
- Chant Review:** Divide the class into two teams. The "Israelites" chant "We want a king!" and the "Samuels" chant "God is your King." Let them chant back and forth. The second chant could be the Israelites saying "Long live the king" and the Israelites saying "You will be sorry." Stop them and begin the Bible Adventure.

Bible Adventure for 2's & 3's-

(Raise arm and call out.) "Long live the king! Long live the king!" God had chosen Saul to be the first king of Israel. The people were pleased with their new king. But Samuel warned the Israelites that King Saul and all the people were to obey God. God would help them win the battles against their enemies.

(Show the 1SM03ECGF1 picture.) The Philistine armies gathered to fight against the Israelites. The Philistines had chariots, spears, and knives with which to fight. The Israelites had no weapons at all. They hid in caves and behind rocks because they did not trust God's power in battle against the Philistines. Some of the Israelites were so afraid that they left and went home.

(Show the 1SM03ECGF2 picture.) Samuel had told King Saul to wait seven days for him to come and offer a burnt sacrifice to the LORD. King Saul waited one day *(hold up appropriate number of fingers)*, two days, three days, four days. No Samuel. *(Shake head "no.")* Five, six, seven days--still no Samuel. Samuel was late. The men were frightened, and each day, more men left to go home. What was King Saul to do? He made a wrong choice and decided to offer the sacrifice himself. He didn't obey God and wait for Samuel, the priest, to come. When Samuel did arrive, he told Saul that he had dishonored God by not obeying the command to wait. God wanted a king who had a heart to obey Him every time.

(Show the 1SM03ECGF4 picture.) Some time later, the LORD told Samuel to talk to King Saul again. Saul was to fight the Amalekites. God wanted him to get rid of every person and animal in the land--every cow, sheep, camel, and donkey. Nothing was to stay alive. Saul and his army attacked the Amalekites and killed every person--just as they were told to do by the LORD--except one, King Agag. Oh! Oh! They did not fully obey God. They killed all the weak and sick animals but saved the fat calves and lambs for themselves. King Saul did not fully obey God again! Saul was so proud of himself and his victory that he set up a monument or idol to honor himself!

After Samuel heard what had happened, he prayed to God. Samuel went to Saul and said, "You have dishonored God by disobeying His command to you. You did not get rid of every person and animal in the land of the Amalekites. Because you have rejected God's Word, He has rejected you as king."

King Saul was sorry to hear what Samuel told him. Saul had not honored God. Now God would not honor him as the king of Israel.

Honoring God means obeying every time, not just sometimes.

Prayer: Dear God, King Saul did not honor You by obeying Your words. Help me honor You by listening to my parents and obeying them. In Jesus' name, amen.

Bible Adventure for 4's, 5's & K-

(Show last week's 1SM02ECGF6 picture of the people with rain pelting them.) The Israelites wanted a king like the other nations had. God gave them King Saul, but showed the people how they had sinned by rejecting Him as their best King. God sent thunder and rain from heaven. The people were afraid, but Samuel said to them, "You have dishonored God, but if you and King Saul obey God from now on, God will help you win the battles against your Philistine enemies."

(Show the 1SM03ECGF1 picture.) The Philistine enemies were gathered to fight the Israelites at the town of Micmash. King Saul and his men were afraid of the Philistines because the Philistines had strong chariots, spears, and knives, but the Israelites had no weapons at all. Only King Saul and his son, Jonathan, had a sword. The rest of the men only had sticks to fight with. The Israelite men hid in caves and behind rocks because they did not trust in God's power. Many of the Israelites were so afraid that they left and went home rather than fighting the Philistines.

(Show the 1SM03ECGF2 picture.) Samuel told King Saul to wait seven days for him to come before offering a burnt sacrifice to the LORD. King Saul waited one day, two days, three days, and four. Each day, the Israelites with King Saul became more afraid. More and more Israelites left Saul and went home. Five days, six days, and seven days--still no Samuel. Samuel was late. What should King Saul do now? Saul made a wrong choice and decided to offer the sacrifices himself rather than obeying God and waiting for priest Samuel to come.

Just as King Saul finished burning the sacrifice offering, Samuel arrived. Samuel saw what King Saul had done and said to him, "Why didn't you obey God and wait for me to burn the sacrifice?" King Saul said, "My men were running away, and I was afraid of the Philistines."

Samuel said, "You were wrong to dishonor God by disobeying. Now you will not be king for much longer. God will find a king who has a heart to obey Him every time."

King Saul's son, Jonathan, was a brave young man who trusted God to fight for the Israelites against the Philistines. Jonathan was not afraid. He said to his friend, "Let's walk over by the Philistine camp. God can take care of us, even if there are only two of us."

Jonathan and his friend walked right over by the Philistine camp. When the Philistines saw only two little Israelites with only one little sword, they thought it would be easy to capture them. The Philistines called out, "Come on up here, and we'll teach you a lesson."

Well, God taught them a lesson. The ground began shaking, and God sent a fear into the hearts of the Philistines. They started running away and killing each other with their swords. When King Saul's men looked and saw the Philistines running away, they felt braver and went to fight against them. It was a long, hot day, but God gave the Israelites victory over the Philistines.

(Show the 1SM03ECGF3 picture.) When the fighting was over, Jonathan and his men walked through the woods back towards King Saul. Jonathan saw honeycombs on the ground with honey oozing from them. He had not had time to eat all day and was very hungry. He put some honey on the end of his stick and ate the honey. He felt better right away.

The men with Jonathan were starving, too, but they said to Jonathan, "Your father told us not to eat anything until evening." The men were obeying the king even though they were very hungry. Jonathan said, "It is foolish not to eat all day. See how this honey has given me strength?" King Saul was not a wise king; he made foolish decisions that were not good for his men.

(Show the 1SM03ECGF4 picture.) Some time later, Samuel came to King Saul and said, "I have a message for you from the LORD. God wants you to go fight the Amalekites. It is time to punish them for not helping the Israelites when they came out of Egypt. God wants you to get rid of every person and every animal--every cow, sheep, camel, and donkey. Don't keep anything for yourself."

King Saul gathered his men and went to the city of Amalek. They attacked the Amalekites and killed every person except one--King Agag. They killed the weak animals but kept the fat calves and lambs for themselves. Oh! Oh! King Saul did not obey God--again! King Saul was so proud of himself that he set up a monument, like an idol, in his own honor. He honored himself rather than honoring God by obeying.

The LORD said to Samuel, "King Saul has disobeyed me again. I am sorry that I made him a king."

Samuel was sad that King Saul had dishonored God again. All that night, Samuel cried out to the LORD about what he should do. The next morning, Samuel went to find Saul. When he finally found him, Samuel said, "What do I hear? Do I hear sheep bleating? Do I hear cows lowing? Why have you disobeyed God?"

King Saul said, "But, I did obey God. We only kept the best animals for sacrificing to the LORD."

Samuel said, "To obey God and do exactly as He says is better than having a bigger sacrifice. You have dishonored God by disobeying even a little bit. Because you have rejected God's Word, He has rejected you as king. God will choose a man who has a heart to honor Him by obeying His words."


Honoring God means obeying every time, not just sometimes. Do you have a heart that wants to obey every time, like Samuel? Or do you choose to disobey sometimes, like Saul? We honor God by obeying every time.


Prayer: Dear God, King Saul did not honor You by obeying Your words. Help me honor You by listening to my parents and obeying them. In Jesus' name, amen.





Look:


- Aim Questions:** The Aim Questions can be written on 3" x 5" cards and stabbed onto a plastic sword in the order they are to be pulled off.
- Snack:** Serve toast (or bread) and honey. Eat sitting on blankets on the floor as if in the woods. "Who ate honey in today's Bible Adventure? How is honey made? Can we walk through the woods today and still find honey? Who besides Jonathan likes to eat honey?"
- Finger Play: "Here Is the Beehive" (Honeycomb)**
Here is the beehive; *(Cup one fist in other hand.)*
Where are the bees?
Hiding inside *(Peek inside fist.)*
Where nobody sees.
Watch them come creeping
Out of the hive,
One, two and three; *(Lift thumb and then fingers one at a time.)*
Now four and five.
Bzzzzzzzz!
Ask the children, "Who found a beehive (honeycomb) in today's Bible Adventure?" (Jonathan.)
- Story Object Lesson:** Review the story and add features to a large balloon as it is being blown up. The following is a suggested monologue:
God chose Saul as the first king of Israel. (Stretch unblown balloon to create the number 1.)
King Saul was immediately faced with Philistine enemies. His own men were afraid and left the army to go home. (Blow up balloon 1/4 size and add two sad eyes ^ ^.)
King Saul waited for Samuel. He waited seven days. (Blow balloon 1/2 size and make seven marks of hair on the balloon as you count the days.)
When Samuel didn't arrive, Saul disobeyed God and offered his own burnt sacrifice to God. (Two more blows on balloon. Make a fiery collar at the bottom of the face.)
Brave Jonathan and his friend fought the Philistines with only one sword. (Two more blows on balloon. Draw one hook nose.)
After Jonathan won a victory against the Philistines, he stopped in the woods for a taste of honey. (Two more blows on balloon. Draw lips and/or tongue.)
King Saul was to attack the Amalekites and clear them from the land. (Blow at your discretion. Draw one ear on one side (of the land) and one on the other (other side of the land).)
King Saul won the battle with the Amalekites. (Blow at your discretion.)
Now King Saul's head was so filled with pride (and hot air) that he even built a monument to himself! (Place a Burger King crown on the balloon.)
That is when God chose someone else to be king. (Let go of balloon to fly around room.)
- Sand or Rice Box Review:** Ask the Children's Department for the plastic box half-filled with rice or sand. Arrange rocks in the sand and use toy people to hide in caves while reviewing the Bible Adventure. Make trees with colored tongue depressors or straws with paper taped on top. People can be made with popsicle sticks or clothespins. Glue small pictures of animals on half sticks. Shake the box when the ground begins shaking.
- Memory Verse Review:** Every time the word "honor" is said, instruct the children to stand up and sit down. Discuss honoring God as meaning listening to what He says in the Bible and obeying. Did King Saul honor God? What did King Saul do that dishonored God? How do we honor our parents? We obey them.

 **Obedience Necklace: (1SM03ECGF5)** Each child will trace around his hand on a colored piece of construction paper. Cut or tear it out, punch a hole on the edge by the palm, lace a long piece of yarn through it, and glue the GF5 circle on the center of the hand. Glue the 1 Samuel 2:30 memory verse on the back of the hand. Color as desired. Wear this as a reminder to obey God all the time. If you took pictures last week of the children, glue their picture in the center of the circle.

 **Picture Hunt: (Last week's 1SM02ECGF11 and 1SM02ECGF13 pictures)** Enlarge pictures from last week's GF11 and GF13 pages. Hide the pictures of obedient and disobedient children around the room. For older children, the pictures could be placed in a balloon that they have to sit on and break before finding their picture. Discuss each picture as children show them to the class. Discuss how we obey and disobey, and sometimes half obey!

 **Philistine on a Sheet:** Place children around the outside of a sheet. The children hang on to the sheet and try to keep the Philistine (a soft ball that you pretend to be a Philistine) on the sheet. The object is to keep the ball from bouncing off the sheet near you because he is the enemy. The child has to leave the circle if the ball hits the floor by him.

 **"God's Way" Chant:** Half the children point to heaven, smile, and say, "God's way! God's way!" while the other half points to themselves, shake their heads, and say, "Not my way! Not my way!" Exchange roles. Discuss ways we have opportunities to obey God, doing things His way every day.

 **Proud Heart/Humble Heart Skit:** First, define pride and humility for the students. Pride is honoring yourself rather than obeying God. Humility is honoring God by obeying Him and our parents. Make two red hearts out of construction paper (make them a good size, a sheet of paper). Let the children tape the hearts to their chests. Have one teacher be the "Honor God" heart and the other teacher the "Dishonor God" heart. Tell the class your names, "Proud" and "Humble." Act out the following situations: "Proud" gets a new jacket (put on a jacket) and talks about how he deserves getting the jacket because he's been so good, etc. "Humble" receives a new jacket, too, and he thanks his parents and God for the gift. (Role play back and forth like this with two or three more items, such as being asked to clean your room or pick up toys, being told it's time for bed or time to go to church, etc.) "Proud" is always focused on how great he is and what he wants. "Humble" is grateful, giving thanks to God, and doing what he is told. Who acted prideful in today's story? (Saul) Saul didn't always obey God. He wanted to honor himself instead of honoring God. Who was humble and trusted God? (Jonathan) Jonathan trusted God's promises, and God blessed his obedience. How can you be obedient to your parents and God today and this week?

④ **Trust and Patience Activity:** One teacher represents Saul and one teacher represents Samuel. Have a bag of small marshmallows, plain M&Ms, or Skittles. Give each child one piece of candy and have "Samuel" instruct them not to eat the candy until you tell them to do so. Then tell them that you have to leave the room for a few minutes but you'll be right back. Once "Samuel" leaves the room, "Saul" (a young classroom helper) tries to convince the group that it will be okay to eat the candy. Say something like, "Let's wait fifteen seconds for (teacher's name) to return." Count the seconds. "Okay, he's not back when he said he would be, so let's go ahead and eat the candy. Maybe he's not even coming back. Who thinks he's going to come back?" You could even ask the children how many want to eat the candy right now and how many want to wait for (teacher's name). "Saul" goes ahead and eats the candy before "Samuel" returns. When Samuel comes back into the room, end the game by saying, "God wants us to trust His word and obey His commands--every time." Let everyone eat the candy.

④ **Who's Missing?** Have the children sit in a circle (make sure there's space between each student). Have children say their names out loud around the circle. Select one child to be "it." Have him leave the room. While "it" is out of the room, pick one child to hide (behind a door, table, etc.). When "it" comes back into the room, he has to guess who is missing. (Make sure to leave the space where the student who is hiding was sitting to help make it easier.) Continue playing a few more rounds. Close by saying, "In today's Bible story, we learned how Jonathan, King Saul's son, and his friend left the big group of Israelites to go fight the Philistines. They obeyed God and trusted Him to take care of them. We can trust God to take care of us, too, as we obey Him."

④ **Samuel and Saul Puzzle: (1SM03ECGF4 and 1SM03ECGF6)** Color the picture and cut on the lines on the back to make a puzzle. Discuss the ways King Saul obeyed God only part of the time.

④ **Obey All the Way:** Have the teacher sit on a chair and the students sit on the floor facing the teacher. Pick one student and give him three or four clear instructions. For example: "Take the Bible and set it on the chair (have one chair set away from the group). Move the chair to the corner of the room. Return to the group and sit on your hands." Or, have a child hop, skip, and sing the memory verse. After the student returns to the group and says that he is done, ask the class if he obeyed all the way or only part of the way. Did he forget to do one of the commands? Let a few other students try to obey different commands. End the game by reminding the students of King Saul in the Bible story. Did he obey God's commands all the way? (No) Saul disobeyed God by not following all of the commands God gave him. God wants us to obey Him every time, not just some of the time.

④ **Action Fun:** "Sam went to sleep like this..." This is a silly game where the children follow your actions and continue the old ones while adding new ones. Actions to imitate would be patting your head, hopping up and down while patting your head, opening and closing your eyes, patting your head and hopping up and down. Children can make up their own actions and be the leaders. End with "King Saul was a king like this..." Each child makes up his own actions rather than following the leader's. It ends in controlled chaos!

Songs:

First Samuel 2:30 (tune: "The Other Day, I Met a Bear")

Teacher:

Those who ho-nor Me,
I will hon-or.
Those who des-pise Me,
Will be dis-dained.

Echo:

Those who ho-nor Me,
I will hon-or.
Those who des-pise Me,
Will be dis-dained.

Together:

Those who honor Me I will honor. Those who despise Me will be disdained.

Teacher:

First Samuel two
Verse thir-ir-ty.
First Samuel two
Verse thir-ir-ty.

Echo:

First Samuel two
Verse thir-ir-ty.
First Samuel two
Verse thir-ir-ty.

Together:

First Samuel two, verse thir-ir-ty. First Samuel two, verse thir-ir-ty.

LORD, I Want a Heart to Obey (tune: "If You're Happy and You Know It")

LORD, I want a heart to obey. (Clap! Clap!)
LORD, I want a heart to obey. (Clap! Clap!)
I won't try to get my way; I won't o-bey half the way.
LORD, I want a heart to obey. (Clap! Clap!)

If you want a heart that honors God. (Clap! Clap!)
If you want a heart that honors God. (Clap! Clap!)
You won't try to get your way; you won't o-bey half the way.
If you want a heart that honors God. (Clap! Clap!)



Took:

Thumbprint Plaque Magnet: (1SM03ECGF7) Materials Needed: 4 craft sticks, ink pad, glue, brightly-colored paper with memory verse, strips of magnetic tape. Cut the memory verse papers into 4 1/2" squares. Have the children add a few of their fingerprints to the memory verse paper by pressing their fingers on an ink pad, one at a time. Wash the children's fingers with Handi-Wipe tissues. Help the children glue or tape the paper on top of the sticks' top and bottom. Glue the side sticks onto the top of the paper. Turn over and glue a strip of magnetic tape to the back. Have the children practice the memory verse before they go home. Tell the children to put the magnet on the refrigerator.

-
- Obedience Box: (1SM03ECGF8)** Supplies: pattern, scissors, crayons, tape. Before class, duplicate one GF8 pattern for each child, and cut them out. Also, cut on the indicated broken lines; cut only as far as the broken lines go. Then, fold on the solid lines and flatten again until class time. Give one pattern to each student, and have the children color the pictures. Help assemble the boxes by folding flaps A and C under flap B, and securing with tape. Next, fold flaps D and F under E, and tape. When the students are done making their boxes, relate the Bible story about the importance of obeying God like Samuel and Jonathan. We are to obey our parents and God wherever we go, and all the time.
 - Heart Shield of Obedience: (1SM03ECGF9 and 1SM03ECGF10)** Supplies: GF9 shield pattern, poster board (8 1/2" x 11" sheet folded in half), aluminum foil sheets to cover the shield, GF10 words, a red construction paper heart, tape. Before class, trace the shield pattern onto poster board sheets (or copy onto cardstock). Cut out the shield so that it opens like a card would, and cut out a 1 1/2" square window in the center of the front. Help students cover the shield patterns with aluminum foil, front and back, cutting out the window. Glue "Obey God" above the window on the front of the card. Cut out and glue a red construction paper heart on the inside of the back page of the card, so that the heart can be seen through the front page "window" opening. Tape the words "Trust God with a joyful heart" on the inside of the shield. Glue pictures and decorate as desired. King Saul's heart was afraid of the Philistine enemies, and didn't trust God to fight the battles. King Saul dishonored God by disobeying Him part of the time.
 - Preschool Page for Parents: (1SM03ECP PP)** Send a page home with each child, encouraging parents to reinforce the Bible truths at home. Spend a few minutes before the children go home creatively reviewing the song and memory verse.



The Israelites were afraid of the Philistines with strong chariots.




Samuel said to King Saul, "You disobeyed God."




Jonathan ate honey without knowing King Saul had forbidden it.


1SM03ECGF3



Samuel told King Saul that God was taking away his kingdom.

Obedience Necklace






**Those who
honor Me
I will honor.
1 Samuel 2:30**

Thumbprint
Plaque
Magnet

THOSE WHO HONOR ME
I WILL HONOR

1 SAMUEL 2:30



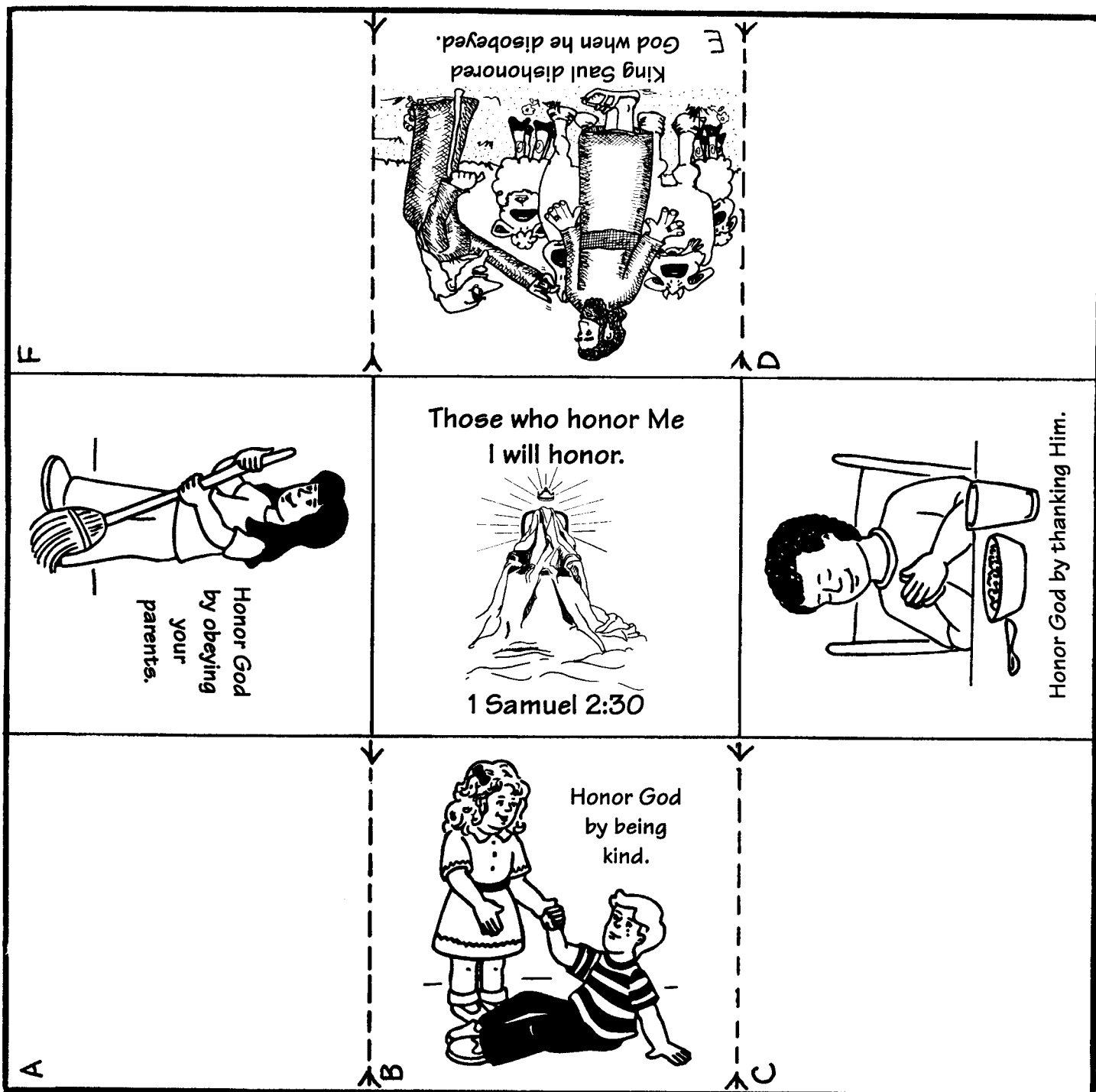
Sample

THOSE WHO HONOR ME
I WILL HONOR

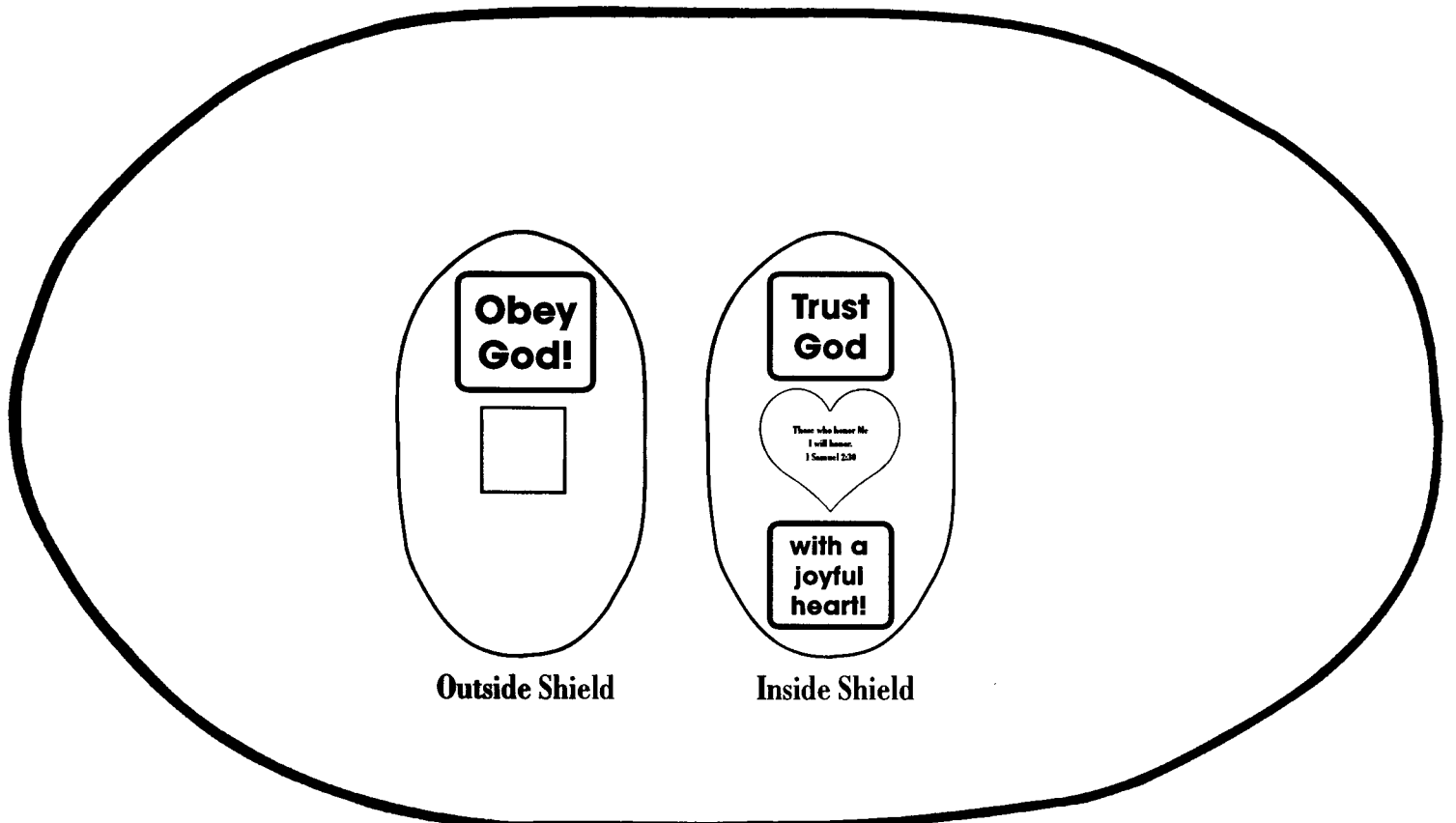
1 SAMUEL 2:30

Obedience Box

Supplies: pattern, scissors, crayons, tape. Before class, duplicate one GFB pattern for each child, and cut them out. Also, cut on the indicated broken lines; cut only as far as the broken lines go. Then, fold on the solid lines and flatten again until class time. Give one pattern to each student, and have the children color the pictures. Help assemble the boxes by folding flaps A and C under flap B, and securing with tape. Next, fold flaps D and F under flap E, and tape. When the students are done making their boxes, relate the Bible story about the importance of obeying God like Samuel and Jonathan. We are to obey our parents and God wherever we go, and all the time.




Heart Shield of Obedience



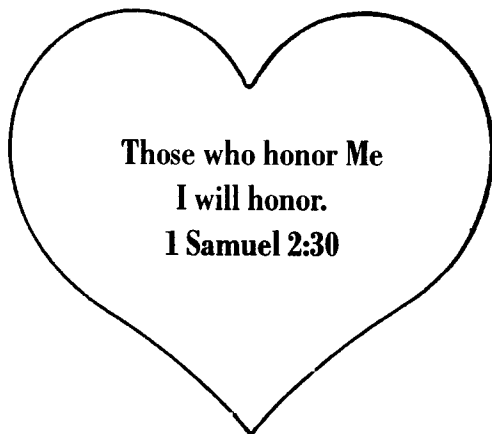
Outside Shield

Inside Shield



Copy this shield pattern (two ovals) onto cardstock, or trace it on corrugated cardboard.
Cut out and cover with aluminum foil.

Heart Shield of Obedience






This is what I learned today!

Today, we learned that King Saul disobeyed God which caused him to be rejected as king. First, King Saul got tired of waiting for Samuel to come and offer a sacrifice to God. Saul was afraid of the Philistines and of his army leaving him, so he decided to do his own sacrifice. This was disobeying what God had said to do. Secondly, King Saul made a foolish decision to not let his army eat until evening. This was not good for his hungry men, and it got his own son, Jonathan, in trouble. And lastly, King Saul was told to get rid of the Amalekites. He nor his men were to keep anything for themselves. King Saul did attack the Amalekites, but they kept King Agag alive and some of the best animals. King Saul then set up a monument to himself. Saul had disobeyed God, so God would choose another man, one who would have a heart to honor Him.

Today's Memory Verse:

**Those who honor Me
 I will honor.
 1 Samuel 2:30**

Honor God by Obeying



Make your own rhythm band instruments by tapping together wooden spoons, regular spoons, a spoon on the bottom of a pan, beans or peas enclosed in a small plastic container (for shaking), etc. Keep it simple.

As one child sits on King Saul's "throne" (any designated chair), sing "First Samuel Two, Thirty" as the children tap the tune with their instruments. Trade instruments and sing it again.

Talk about how King Saul dishonored God by not obeying everything He asked. We want to have a heart to honor God by obeying our parents.

First Samuel 2:30 (tune: "The Other Day, I Met a Bear")

Teacher:

Those who ho-nor Me,
 I will hon-or.

Those who des-pise Me,
 Will be dis-dained.

Together:

Those who honor Me I will honor. Those who despise Me will be disdained.

Teacher:

First Samuel two
 Verse thir-ir-ty.

First Samuel two
 Verse thir-ir-ty.

Together:

First Samuel two, verse thir-ir-ty. First Samuel two, verse thir-ir-ty.

Echo:

Those who ho-nor Me,
 I will hon-or.

Those who des-pise Me,
 Will be dis-dained.

Echo:

First Samuel two
 Verse thir-ir-ty.

First Samuel two
 Verse thir-ir-ty.

Lord, I Want a Heart to Obey (tune: "If You're Happy and You Know It")

Lord, I want a heart to obey. (Clap! Clap!)

Lord, I want a heart to obey. (Clap! Clap!)

I won't try to get my way; I won't o-bey half the way.

Lord, I want a heart to obey. (Clap! Clap!)

If you want a heart that honors God. (Clap! Clap!)

If you want a heart that honors God. (Clap! Clap!)

You won't try to get your way; you won't o-bey half the way.

If you want a heart that honors God. (Clap! Clap!)



Samuel told King Saul that God was taking away his kingdom.