

**Materials I Need:**

**Legend:**

-  = Option 1, Appropriate for 1<sup>st</sup> – 2<sup>nd</sup> Grade  
 = Option 2, Appropriate for 3<sup>rd</sup> – 6<sup>th</sup> Grade









**Focus Verse:**




**“But now your kingdom will not endure; the LORD has sought out a man after His own heart and appointed him leader of His people, because you have not kept the LORD’s command.”**  
1 Samuel 13:14




**Memory Work:**




**“But Samuel replied: ‘Does the LORD delight in burnt offerings and sacrifices as much as in obeying the voice of the LORD? To obey is better than sacrifice, and to heed is better than the fat of rams.’”** 1 Samuel 15:22




## Hook:




- Dressed in Humility (Visual Presentation).** ,  Review with the students Saul’s humble beginning. When Samuel chose him to be king, he appeared shy as he hid behind a pile of luggage and displayed humility before Samuel and the people. Slowly, as God allowed him to succeed and gain wealth, he lost that humility, revealing more selfish and rebellious actions and attitudes. Demonstrate this by dressing in layers of clothing, starting with *humility* on the outside (pin labels to the outer clothing), and ending with *pride* on the inside. Each layer of clothing in between should be labeled *victories in battle, praise of man, power, success, and wealth*, etc. As each layer is removed, it reveals the next layer, which ultimately leads to pride, which is what led to Saul’s fall.
- Shield of Faith (Activity).** ,  Bring in a shield made from something sturdy (trash can lid, wood, or ask for a plastic shield from Children’s Ministry). Also bring three dolls (Please no G.I. Joe’s, army men, Teletubbies, or Barbies). Have the students take turns throwing beanbags at the dolls, trying to knock each one over. As the students toss the beanbags, place the shield in front of one of the dolls. As they continue to toss the beanbags, explain that by being obedient to God’s Word, you are shielded from evil (Ephesians 6:10-18).
- What is Fear? Why Should We Fear God and Not Man? (Discussion).** ,  Talk about what fear is. Ask the students if they have ever been afraid. What kinds of things are they afraid of? Why do they have fear? Have they ever done anything wrong out of fear? Have they ever had a bully make them do something that they didn’t want to do because they were afraid of what might happen? Who is in control? Are they afraid of man or God? What does it mean to “Fear God and keep His commands”? See Ecclesiastes 12:13,14 and Matthew 10:28.
- Marshmallow Head (Demonstration).** ,  Bring in a microwave and a number of large marshmallows. Put a marshmallow on a plate and turn the microwave on until the marshmallow explodes. Tell the students that in today’s Bible Adventure they will see what happened to Saul as he became more and more proud.

 **Faith Battlefield (Activity).**   Challenge your students to walk through the battlefield unscathed, by walking by faith and not sight, as Jonathan did over the 20 Philistine men in 1 Samuel 14:6-15. With four cones or a large tarp, mark off a “battlefield” approximately 10’ x 10’. Inside this area, set up a series of (safe) obstacles through which a blindfolded student must pass by trusting the verbal instructions of another student. The students may not touch the obstacles, and the obstacles may not be moved. The “soldier” must remain on the battlefield all the way, all the time. Arrange the other watching students at a fair distance and ask them to remain quiet while the soldier listens carefully. Ask students to think of examples of Biblical characters who had put their trust in God to lead them through battle, perhaps from the book of Judges earlier in the year. Introduce today’s story about Saul’s lack of faith and prideful disobedience.

 **What Makes a Great Leader? (Discussion).**   Ask students what things they think would make a great leader. What should a president of a country be like? Look through Titus 2 about the characteristics of a young man. Tell the students that, in today’s lesson, they will see what kind of leader Saul was.

 **Take a Dare (Discussion).**   Ask the students the following questions: Have you ever taken a dare? Have you ever dared anyone to do something? Some people do really foolish things because they are dared to. One of the reasons people take dares is because they are afraid of what people think of them. If you were dared to hurt a student at school, would you? What about stealing something? Proverbs 29:25 says that the fear of man is a snare. In today’s lesson, the students will see how the fear of man caused Saul to disobey God.

 **Faith Means Patience (Activity).**   Needed: 1 bag of miniature marshmallows, a clock, and a student helper several years older than those in your classroom. When class begins, have the students sit in a circle. Explain to the students that you are going to give each of them some marshmallows that they may eat after everyone is given theirs and you give them permission. Give each student five marshmallows. Ask if everyone has five. Tell the students that they may eat their marshmallows when you return in two minutes. Tell them the time that will be on the clock (for the younger ones, say something like, “when the big hand is on the 2”, or “when this number changes to a 9” for digital). Ask them to remain seated until you return. Leave the room with the door slightly open and stand outside listening. The helper’s job is two-fold. First, he or she is to supervise the younger students while you are out of the room. Second, he is to point out how good tasting the marshmallows are, what the time is and that he can hardly wait to eat them, etc. Then when the two minutes are up and you have not returned, he will justify his eating one of the marshmallows, then another, and so on. When you return (perhaps five minutes from the time you left), thank the students for waiting patiently. Explain that in today’s Bible Adventure they will hear about a man who was impatient. What he wanted to happen did not happen in the timeframe he had expected. They will hear what he did and the consequences of his actions. Have those students who still have five marshmallows remaining raise their hands. Give them an additional treat and let all the students eat their marshmallows.

 **Don’t Be Distracted (Discussion).**   Ask the students if they have ever been told to do something by their parents such as cleaning their rooms. Have they begun picking up their room only to start playing with the very things they were supposed to clean up? This distraction is disobedience. In a similar way, we will see how Saul was distracted from obeying God, which ended up costing him his kingdom.



### Book:

#### Presentation Ideas –

 **Saul Offers the Burnt Offering Without Samuel (Illustration/Coloring Page).**    
1 Samuel 13:9, 1SM03.GF1.

 **Samuel’s Rebuke of Saul for His Disobedience (Illustration/Coloring Page).**    
1 Samuel 13:13-14, 1SM03.GF2.

- Jonathan Fights the Philistine Garrison (*Illustration/Coloring Page*). 🦋, 🦋 1 Samuel 14:1-15, 1SM03.GF3.
- Saul's Foolish and Rash Vow and the People Eating Meat with the Blood (*Illustration/Coloring Page*). 🦋, 🦋 1 Samuel 14:24, 33, 1SM03.GF4.
- Saul Defeats the Amalekites (*Illustration/Coloring Page*). 🦋, 🦋 1 Samuel 15:7, 1SM03.GF5.
- Saul and the People Bring Back Agag, Sheep, Oxen, and Lambs (*Illustration/Coloring Page*). 🦋, 🦋 1 Samuel 15:9, 1SM03.GF6.
- Saul Grabs Samuel's Robe and Tears It (*Illustration/Coloring Page*). 🦋, 🦋 1 Samuel 15:27-28, 1SM03.GF7.
- Big-Headed Saul (Object Lesson/ Visual Aid).** 🦋, 🦋 Bring a large balloon that you can blow up (make sure to try it beforehand). While teaching the lesson, blow up the balloon each time you speak of Saul's pride. You may want to draw Saul's face on the balloon and place a crown on it as you're blowing it up. Make sure that by the end of the lesson the balloon is really full and ready to pop. When speaking of God's rejection of Saul as king over Israel, take out a pin and POP the balloon. This will help the students see how pride puffs up the head but ends in disaster!

### ***Bible Adventure for K – 2<sup>nd</sup> Grades –***

King Saul was a very popular man. The Israelites thought he was tall and very good looking, just like they thought a king should be. When Saul defeated the Ammonites in battle, his popularity nearly soared through the roof! However, God did not view him as the people did. He was greatly displeased with Saul for becoming prideful and depending upon himself for strength instead of Almighty God. He made decisions without consulting God which resulted in God's judgment and rejection of Saul as king.

Saul had just come from his victory over the Ammonites and was feeling really confident. He decided to gather about 3,000 of his soldiers in a town called Micmash to attack the Philistines. Saul's son Jonathan was nearby with 1,000 troops, and together they conquered a Philistine fort. News spread throughout the land that Saul had overcome Philistine soldiers, and the people knew the Philistines would be fighting mad and ready to fight back. More troops were called to an area called Gilgal where the Israelites waited for their enemies. As they were waiting, word got out that the Philistines were coming with 3,000 chariots! Fear struck the hearts of the Israelite army, and many soldiers fled across the Jordan River. Saul was left with a trembling army of soldiers that was growing smaller by the day! What was Saul to do?

God had instructed Saul earlier to wait seven days in Gilgal for Samuel to arrive. Samuel would then offer a burnt offering to the Lord and seek His will on what to do. But when Samuel didn't arrive on time, Saul panicked and decided to take matters into his own hands. Instead of patiently waiting on the Lord and obeying his command, Saul foolishly acted on his own out of fear that more of his small army would desert him. He offered the burnt offering himself, hoping to find direction from God.

When Samuel finally arrived, he saw what Saul had done and sternly rebuked him for his rebellious actions. Samuel demanded, "What have you done?" Saul turned around and blamed Samuel for his sinful behavior because Samuel had been late! Instead of owning up to what he had done, Saul kept making excuse after excuse. He told Samuel that he literally "forced" himself to offer the sacrifices! Samuel stopped him and gave a stinging rebuke that marked the end of Saul's rule as king. God would no longer use Saul as leader over His people, but would instead look for a man that was obedient and had a heart tender toward Him.

Despite Saul's foolish disobedience, the Lord graciously granted the Israelites victory over the Philistines with only 600 men. Jonathan heroically led the way by killing over 20 men. This bravery inspired the rest of the Israelite troops to come out of hiding and fight the Philistines.

Some time later, Samuel gave Saul the command to completely destroy another nation--the Amalekites. This was because, long before the time of Saul, the Amalekites had brutally attacked the Israelites. God promised that someday he would punish them and now that time had come. Samuel commanded Saul to

destroy the Amalekites completely. Nothing was to be spared—no people, no animals, nothing! So Saul led the Israelite army and captured the Amalekites according to God’s plans and power. But when he saw the plump sheep, oxen, fatlings, and lambs, he decided not to destroy them. He also spared Agag, king of the Amalekites, because he wanted the glory of bringing him back as a prisoner of war. He couldn’t resist his own self-glory and the applause he would receive as a result of his “leadership.” Saul was so puffed up with pride that he erected a monument to himself in Carmel!

God told Samuel what Saul had done and he immediately came to Saul and confronted him about his prideful disobedience. At first, Saul insisted he had carried out all of God’s commands. But Samuel exclaimed, “What then is this bleating of sheep in my ears?” Saul tried to cover up his sin by claiming that the spared animals were kept as sacrifices to the Lord. Then he sputtered that it wasn’t his idea not to kill all the animals anyway. It was someone else’s idea! Samuel finally corrected Saul, “To obey is better than sacrifice” (15:22b). Saul at last admitted his wrong and asked for forgiveness for his actions. Samuel informed Saul that God had rejected him as king over Israel. Then Samuel killed Agag, something that should have been done by Saul.

The result of Saul’s disobedience was the loss of his kingship over Israel. God would no longer entrust the leadership of His people to a man who loved himself more than he loved the Lord. Saul’s prideful disobedience led to his ultimate downfall. In the years ahead, Saul grew increasingly proud. Although he reigned for another 15 years, God had rejected him. From that day on, Samuel never visited Saul again, an outward sign of God’s rejection.

Although Saul had many talents and abilities of leadership, his pride kept him from being useful to the Lord. His own self-importance kept him from seeing his own sin. What can we learn from Saul’s downfall?

First, our actions need to be based on faith and not on what’s going on around us. When Saul didn’t wait for Samuel and took over the task of making a sacrifice to God, he made the excuse that his army was running away in fear so he had to do something! His surrounding circumstances led him to do what was wrong because he based his choice on what he saw and not on what he knew to be right. God has called His people to obey His Word even when what they see doesn’t seem right. That’s what faith is all about!

Secondly, we are to fear God and not man. Saul admitted that the reason he disobeyed God’s command to destroy all the Amalekites was because, “I was afraid of the people and so I gave into them.” Fearing what other people think more than God is a mark of pride because it tells God that His Word isn’t as important as the opinions of men. This fear will lead to rebellion against the Lord.

Lastly, we need to realize that obedience is better than sacrifice. When Samuel rebuked, “To obey is better than sacrifice,” it hit Saul right between the eyes. Saul thought it was okay to keep animals that were to be destroyed if he used the noble excuse that he would sacrifice them to the Lord. But the bottom line is that he disobeyed God. We must understand that, as good as our deeds may appear, it is the glad obedience of our hearts that honors God.

### ***Bible Adventure for 3<sup>d</sup> – 6<sup>th</sup> Grades –***

The nation of Israel was very pleased with its new king, Saul. He was tall, he was handsome, and not only that, he was a great leader of the Israelite army. Not too long into his reign as king, Saul led his army to a victory over the Ammonites. Now he was more popular than ever among the people, but all was not well. There was One who watched Saul Who was not impressed with his good looks, his height, nor his military success. The God of Israel, the only true God who can see inside a man’s heart, was not pleased.

The attitudes God saw in Saul’s heart would soon be evident in his actions. After their victory over the Ammonites, Saul assembled 3,000 troops in Micmash. His son, Jonathan, was in nearby Gibeah with 1,000 troops. Jonathan believed it was a good time to attack the Philistine garrison near them, so he took his men and conquered it. Soon the news spread throughout the land that it was Saul who had taken the Philistine fort. The Israelites knew that the Philistines would put together a counter-attack. So more troops were called to go to Gilgal.

As the Israelite army waited, they received word that the Philistine army was on its way--with 3,000 chariots! Fear struck them and many fled, hiding in caves, holes, and pits, and some even crossed the Jordan River. Saul, with what was left of his army, stayed in Gilgal. Samuel, God's prophet, had told Saul to go to Gilgal and wait for him there. Samuel commanded that Saul wait seven days, then Samuel would come and offer burnt offerings and peace offerings to the Lord (10:8).

Seven days Saul waited and, on the seventh day, when Samuel had not come, Saul took matters into his own hands. He was not about to let any more of his frightened army leave him, so instead of obeying God's command to wait, given through Samuel, Saul himself offered the burnt offering and tried to find out what God's will was for him and his soldiers. As soon as Saul had finished presenting the burnt offering, Samuel arrived. Samuel was not pleased and asked the king, "What have you done?" Saul began making excuses--Samuel had not come on time, Saul wanted to keep from having any more of his soldiers from leaving, the Philistines were about to attack. But Samuel cut right through all the excuses to the real issue. Because he was the king, Saul thought that he had the power and authority even to offer sacrifices to the Lord, but this was something God reserved for certain people only--in this case, Samuel. Saul had been commanded to wait for Samuel, and he failed to obey. Instead of trusting that God would have Samuel there to make the offerings, Saul instead looked at the circumstances around him and reacted in fear, not in faith.

Samuel told Saul that he had acted foolishly, and God would not allow his kingdom to continue. God would no longer use Saul as the leader of the Israelites, but would now look for a man whose heart was like His own, one whose desire was to obey God.

After Samuel left Gilgal, the Philistines again prepared to attack the Israelites. Some of them went to set up an outpost outside Micmash. Jonathan, with only his armor bearer to accompany him, went up to the outpost and killed over 20 of the Philistine soldiers. This act of bravery encouraged the Israelite army so much that they came out of their hiding places to fight.

Now that he had the strength of his army back, Saul was determined to defeat his enemies. He unwisely made an oath, saying that any of his men would be cursed if they ate anything before evening, before the Philistines were killed. But the men, after fighting all day, were weak with hunger so they, after driving the Philistines back, took animals and killed and ate them without draining the blood from them as God had commanded them to do. Then Saul realized his mistake in making his vow and allowed his men to properly prepare the animals to be eaten.

The war with the Philistines continued throughout all of Saul's life. Saul made war with other nations, too, because Israel had many enemies. One of these enemies was the Amalekites, who had viciously attacked the nation of Israel from the rear in the days of the wilderness wanderings. God had promised to avenge this attack (Exodus 17:8-16), and now was the time He had set. Samuel came to Saul and gave God's command that Saul and his army were to destroy the Amalekites completely. Nothing was to be left alive at all--no animals, no people.

Saul and his army captured the Amalekites according to God's plan and power. But then he saw the fine animals the Amalekites had and decided not to kill them but to keep them for himself. He also brought the Amalekite king, Agag, back as a prisoner of war, to impress the people. Saul thought he was doing well. He was bringing back a war prisoner and many valuable animals. He knew the people would be pleased with his leadership. In his pride, Saul even put up a monument to himself!

God sent Samuel to Saul, and told Samuel that He was very displeased with the king because he had not obeyed the Lord's commandments. When Samuel arrived in Gilgal, Saul greeted him by saying proudly, "I have carried out my Lord's instructions." Samuel then asked, "What then is this bleating of sheep in my ears? What is this lowing of cattle that I hear?" In other words, the evidence was right there that Saul had not done as God commanded. Again, he launched into his excuses--they had brought the animals to sacrifice to the Lord. Samuel reminded Saul that God had sent him on a mission to totally destroy the Amalekites and everything belonging to them. He asked why Saul had not obeyed. Saul continued to make excuses, saying that he was afraid of the people and because of that, allowed them to bring back the animals.

Samuel then said something very important to Saul, something we should all remember: "Does the LORD delight in burnt offerings and sacrifices as much as in obeying the voice of the LORD? To obey is better

than sacrifice, and to heed is better than the fat of rams" (15:22). If you look at it from Saul's point of view, wasn't it all right for him to bring the Amalekites' animals back if they were going to sacrifice them to the Lord? No it wasn't, because Saul's actions proved that he placed his own opinion of what was best above the wishes of the God of the universe! How can we ever second-guess God, or act as if He may have overlooked something in His planning? That is the height of arrogance and shows a lack of trust in our all-knowing, all-powerful God. Saul finally admitted his wrongdoing and asked for forgiveness, but the damage had already been done. Samuel told Saul that God had rejected him as king over Israel. Then Samuel put Agag to death, as Saul should have done.

Saul was everything the people of Israel wanted in a king, but his pride and reliance on himself made him useless to the Lord. His desire was always to make himself look good and to advance himself. He failed to see his need to bend his will to the One who created him. Pride will always lead to disobedience because a proud person has different goals than God has. There are many lessons we can learn from Saul's pride and how it led to his downfall:

1. We need to learn to act by faith, not by sight. When Saul saw his army leaving him as the Philistines approached, he didn't trust that God would protect him. He acted as if he were the answer to the problem, and made the offerings to God, in direct disobedience to God's command. Even when things look bad or out of control, we need to place our faith in the commands found in God's Word.
2. We need to fear God, not man. Saul gave in to the people's wishes and did not stand up for God's wishes that the Israelites destroy the Amalekites. What Saul was really saying was that the people's opinion was more important to him than what God said. When we take that view, we are one step away from rebellion against God.
3. Always remember that obedience is always better than sacrifice. The sacrifices were important to God, yes, but even more important to Him was the heart of the one offering the sacrifice. Going through an empty ritual while saying "no" in your heart to God is something that both grieves and angers Him. A heart of obedience is what Saul failed to have.

Have you checked your heart attitude lately? If you find you are just going through the motions of attending church, reading your Bible, even praying, without an attitude of glad obedience in your heart, make that right with God today. As 1 Samuel 15:22 says, God delights in our willing obedience to Him!

#### Aim Questions:


1. **What did the LORD command Saul to do when he arrived in Gilgal?** *To wait seven days for Samuel to arrive to offer the burnt offerings and to give him direction for what he should do (10:8).*
2. **Why did Saul choose to disobey this simple command?** *He saw the soldiers leaving him (13:8).*
3. **How was Jonathan's leadership different from his father's?**
4. **What was God's command to Saul regarding the Amalekites?** *He was to destroy every person and animal (15:3).*
5. **What did Saul choose to do instead, and why?** *He spared some of the finest animals because he feared the people, and he spared Agag because he wanted to show himself off to the nation.*
6. **What was Saul's punishment for his prideful disobedience?** *God rejected him as king over Israel and the kingdom would be torn from him (15:26).*
7. **What are some of the marks of Saul's prideful disobedience that we should avoid in our own lives?**




#### Look:




**The Build-Up of Pride (*Demonstration*).** 🦋, 🦋 Use the large cardboard preschool blocks to demonstrate how slowly, over time, the continual build-up of being prideful will eventually cause us to fall. This could be used during the BOOK time or the LOOK time to review what was presented during the Bible Adventure. Make labels using words depicting Saul's weaknesses (success, praise of man, power, wealth, personal ambitions, impatience, defiance, rebellion, deceit, and pride). Tape these labels temporarily to the sides of the building blocks. As you add blocks on top of each other, talk about how, through continuing in disobedience and self-focus, the tower gets less and less sturdy. Time it just right so that when you add the last block of "pride" it causes the entire stack to fall down. Slowly, over a long period of time this is exactly what happened to Saul.



 **Obedience Fights Off Pride (Game).** 🎨, 🦋 Write words on pieces of paper (8 ½x 11) that represent situations, attitudes, or actions that can lead to destruction in our lives. If obedience is our standard or shield, we can fight off those destructive forces of *selfishness, praise of man, power, success, rebellion, pride, self-sufficiency, defiance, deceit, and fear*. Unfortunately for Israel, their leader Saul compromised his obedience and allowed some of these attitudes to take over, which resulted in his loss of leadership and God's rejection of him. (If you are using this for younger students, make sure you go over these words so they understand what they mean and even change some of them to words that they can say easily.) Make a shield out of cardboard and write "obedience" on it. The teacher then stands at one end of the room and the students at a distance away from him/her. The students take the pieces of paper (make sure you have plenty) and crumple them up and throw them at the teacher as they shout out what was written on their paper. The teacher will raise the defense of "obedience" (shield) and deflect all the negative influences that will lead to their destruction. Take turns being the person who uses the shield. This is a fun game to play; however, make sure that your students understand the point that is being made.




 **Shield of Faith (Craft).** 🎨, 🦋 Copy **1SM03.GF8** onto white cardstock. Each student will need:  
1 shield, 2 arrows, and a verse label from **1SM03.GF8**  
pipe cleaner wire to make a stick figure  
1" styrofoam ball  
heavy paper plate  
Tacky Glue (NOT paste or glue)



Have students cut out and color the shield, two arrows, and verse. Next, have them twist and turn wires to form a stick-figure person. Have students use the styrofoam ball for the head and glue the shield onto one of the arms. Then have them attach the two arrows by folding and gluing the tab to the plate so that the arrows are pointing toward the shield. Finally, have them glue the verse to the plate. **DEBRIEF:** Tell the students that in the Bible Adventure today, they saw how, through failure to trust God, our shield of faith is lowered and we are susceptible to Satan's attack. By being obedient to God's Word, we strengthen our resistance to attack. Read Ephesians 6:10-18.



 **Saul's Heart (Discussion/ Object Lesson).** 🎨, 🦋 Materials needed:  
1 batch of pink Play-Doh, divided and shaped into two identical hearts  
a sturdy box with top (large enough to hold one dough heart) with the shields from **1SAM03.GF9 Pgs. 1-3** pasted onto the sides  
3 play swords (make from cardboard if not available), with the labels from **1SAM03.GF9 Pg. 4** pasted on them  
Aim questions from today's lesson




1. Place the two identical hearts on a table visible to the students.
2. Review Saul's defiance against the Lord's command based on what he saw (people scattering, not enough people to fight, etc.). Saul did not base his actions upon God's Word and shield his heart with FAITH in God, but instead based his actions on sight or circumstance and faith in himself. (Show side of box with FAITH IN GOD shield.)
3. Review Saul's mistake of fearing man more than the Lord. He admittedly disobeyed God's commands to destroy the Amalekites because he was afraid of the people and gave in to them. He did not shield his heart with a fear of God but had a greater fear of man and chose to give into peer pressure. (Show the FEAR OF GOD side of the box).
4. Review Saul's disobedience in taking the animals and Samuel's rebuke, "To obey is better than sacrifice." Saul concluded that the end justifies the means. He rationalized his disobedience, thinking that it was all right if something good would result. He did not shield his heart against rationalizing or justifying and did not honor God with obedience but instead honored himself by thinking his way was better than God's way. (Show side of box with OBEDIENCE TO GOD shield.)
5. Place one of the hearts inside the box, tape it shut, and place it back on the table. Ask the students to answer the three review questions from today's lesson. Ask the student who correctly answers the question to try to stab each of the hearts with the sword that corresponds with that question. Now remove the heart from the shield box. Which heart was protected?

 **Jonathan in Battle (Activity).**  Re-enact Jonathan's battle against the Philistines at the garrison where Jonathan and his armor-bearer took on over 20 men by faith (1 Samuel 14:13-15). Obtain a styrofoam pool "fun noodle" to function as a sword. Have the students stand in a circle facing you as you hold the noodle/sword and explain the game. Tell the story of Jonathan's faith and his victory over 20 Philistine men. Take the noodle and swing it low to the ground in front of one of the students. Explain that students must jump when the noodle/sword is swung low in front of them (keep three feet of distance – no contact). Then swing the noodle/sword high in front of one student and ask students to duck. Now move more quickly, perhaps even swinging low in front of several consecutive students. Move quickly to add confusion and fun. The student who does not respond correctly then becomes Jonathan in the middle and tries to trick the 20 Philistine men. When enough time is spent playing the game, ask the students to explain how Jonathan succeeded at such impossible odds. After discussing Jonathan's faith and humility, introduce today's story about the prideful disobedience of Saul. Tell students to be on the lookout for possible weapons for combating our own pride.

 **"It's Not My Fault!" (Discussion).**   Tell the students that, in our Bible Adventure today, they learned about how a king became afraid and did not trust God. He looked at the circumstances and what seemed to be insurmountable odds and failed to remember that God was on his side. When confronted with this reality he tried to justify his actions. He actually tried to convince the prophet of God that he was right in what he did in blatantly defying God's direction. Ask the students the following questions: Have you ever done something similar with your parents? Have you ever done something wrong that you knew was wrong? How did you feel? What happened when you got caught? Have you ever tried to blame someone else for something that you did wrong?

 **Clay-tionary (Activity).**  Using the words provided, set up a "clay-tionary" game as outlined below to stimulate further discussion about the Bible passage's content and its application to our lives. Divide students into teams of four or five. Set up each team with a handful of clay and a large garbage bag upon which to sculpt. Have the words suggested below printed on a piece of paper in a column. Tell the teams that they must choose the first sculptor and then rotate thereafter. Call up the first group of sculptors and show them the word all at the same time. These sculptors will run back to their teams and begin sculpting this word so that his or her team might guess it correctly. Discuss the concept briefly before moving to the next sculptor and word. Suggested words include: God's Word; King Saul; fort (as in the garrison of Jonathan's victory); offering; sheep (as in those spared by Saul); monument; disobedience (for a difficult word); fear.




 **Aim Questions (Worksheet).**  Have students answer the aim questions about today's Bible Adventure, **1SM03.GF10**.



 **Passage Review Questions (Worksheet).**   This booklet contains many questions from the Scripture passage covered in today's lesson. Students may work on them in class and complete them during the week at home, **1SM03.GF11**.

 **1 Samuel 15:22 (Memory Verse Song).**   Words and music for today's memory verse are available upon request from Children's Ministry.



### Took:

 **Deflating Pride (Object Lesson).**   This is the reverse of the BOOK presentation idea, "Big-Headed Saul." Start by asking questions about the Bible lesson regarding how Saul was proud. As each student answers, blow up the balloon. By the end of this discussion, the balloon should be ready to pop. Now ask the students, "What are some ways Saul could have shown humility and not pride?" As the students give their answers let some air out of the balloon. You can also ask how they might turn from sin and avoid pride in different relevant situations. By the end of this object lesson, the balloon should be completely empty of air.

 **How Have I Used My Shield This Week? (Take-Home Calendar).**  Each student will need:

**1SM03.GF12 Pg. 1** copied onto cardstock

7 stickers from **1SM03.GF12 Pg. 2** (Use Avery Label #5163 – 2” x 4”)




Ask students the following questions: “Are you a target? Do you feel that Satan is constantly shooting his arrows at you? Do you fear what will happen when he does? Have you shielded yourself from Satan?” Explain to them that, if not, it is time that they shield themselves from the constant assault from Satan and his servants. Tell the students that, each time during this next week when they feel as though they are a target for one of Satan’s arrows, they should write, in the space provided, the fear that they are facing. Encourage them to meditate on the verses listed on the bottom of the page and choose the appropriate verse sticker to place over their fear.

 **Shield of Obedience (Take-Home Sheet).**  Each student will need:

**1SM03.GF13 Pg. 1** copied onto cardstock

1 set of stickers from **1SM03.GF13 Pg. 2** (Use Avery Label #5160 – 1” x 2 5/8”)

Discuss how and why Saul’s sparing of the animals for a sacrifice to the Lord was not pleasing. Samuel’s response was that God wanted more than just outward obedience (which was Saul’s desire to sacrifice); He wanted Saul’s heart attitude to be right as well. Explain that obedience is important, but if we are obedient with a bad attitude, it is still not pleasing to the Lord. Have students color their shield and give them a set of stickers to take home. Tell them that every time they obey and have a good attitude this week, they will get a sticker for their shield. If they bring it back the following week, they will get a reward.

 **Shield Your Heart (Craft).**   Each student will need:

one cardboard shield using **1SM03.GF14 Pg. 1** as a template

1 set of labels from **1SM03.GF14 Pg. 2**

sturdy paper plate or styrofoam meat tray

2” ball of pink salt dough

2” length of plastic drinking straw with 4 half-inch equally spaced, lengthwise cuts at one end

three plastic sandwich swords (available at restaurant supply stores)

scissors

crayons

1. Cut out and color the labels from **1SM03.GF14 Pg. 2**.
2. Make a heart with dough and glue it onto the center of the plate.
3. Glue paper shield onto cardboard shield.
4. Press slit end of straw to fan out tabs and glue onto shield.
5. Glue plastic swords to plate.
6. Glue labels to plate.

**Option:** Omit step 2. Instead, have students color a heart or use a heart sticker on their paper plates. Have them cut four additional slits in the opposite end of their straws. Continue with steps 5 and 6.

 **Obedience with the Right Heart (Craft).**   Each student will need:

labels and shapes from **1SM03.GF15 Pgs. 2 – 6**

1 piece of construction paper

scissors

glue

Explain to the students that God calls us to obedience and wants us to submit to His will for us. We must, however, check our hearts to see if we are doing this with the heart attitude that pleases Him. If not, we are not truly being obedient. When obeying moms or dads, teachers, older siblings, or others in authority this week, we should do a heart check to see if we are truly pleasing God, or simply going through the motions. Do we have an obedient attitude, wanting to please God and taking joy in that, or are we following orders with a bad attitude? Obedience is not always an easy thing to do. Having the right attitude makes it even harder. That’s why we must rely on God for the strength and ability to obey with the right heart. Assemble the craft using **1SM03.GF15 Pg. 1** as an example. Encourage the students (and parents) to display this in a prime spot on the refrigerator so that a quick reference and heart check can be made when the student is asked to do something this next week.


# Saul Offers the Burnt Offering Without Samuel



# Samuel's Rebuke of Saul for His Disobedience



# Jonathan Fights the Philistine Garrison



# Saul's Foolish and Rash Vow and the People Eating Meat with the Blood



# Saul Defeats the Amalekites

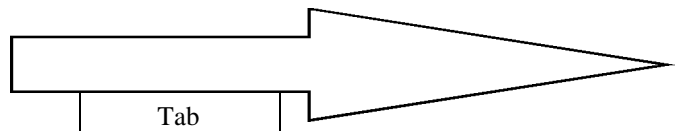
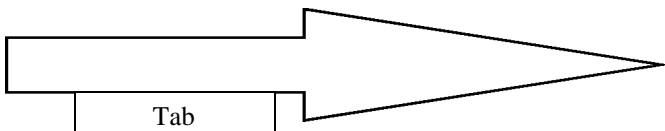
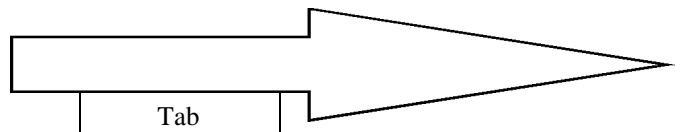
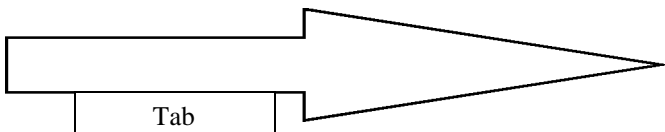
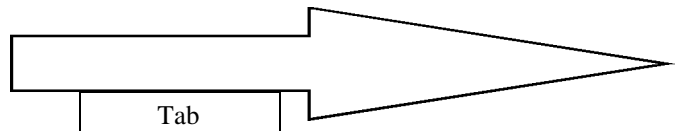
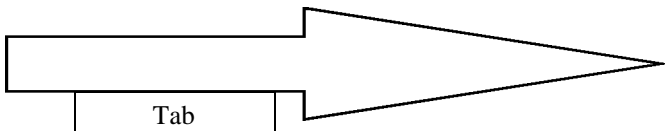
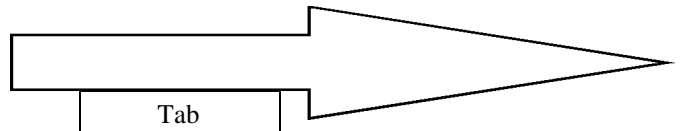
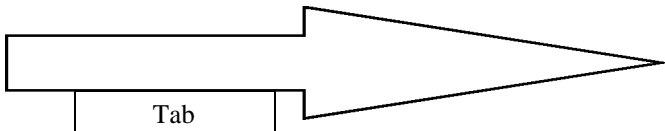
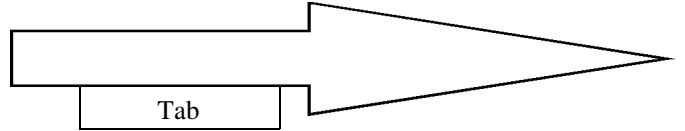
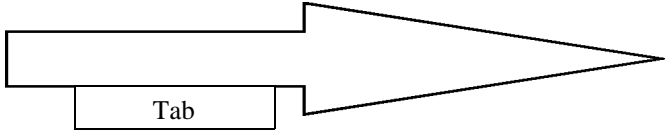
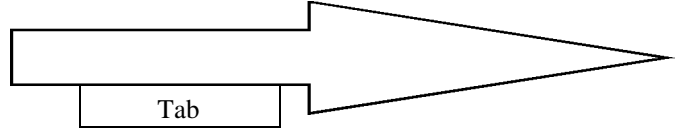
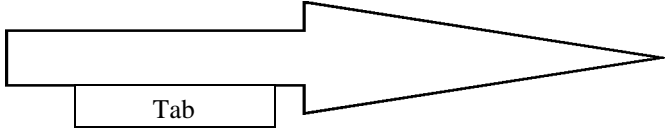


# Saul and the People Bring Back Agag, Sheep, Oxen, and Lambs



# Saul Grabs Samuel's Robe and Tears It





“Take up the shield of faith, with which you can extinguish all the flaming arrows of the evil one.” Ephesians 6:16

“Take up the shield of faith, with which you can extinguish all the flaming arrows of the evil one.” Ephesians 6:16

“Take up the shield of faith, with which you can extinguish all the flaming arrows of the evil one.” Ephesians 6:16

“Take up the shield of faith, with which you can extinguish all the flaming arrows of the evil one.” Ephesians 6:16

“Take up the shield of faith, with which you can extinguish all the flaming arrows of the evil one.” Ephesians 6:16

“Take up the shield of faith, with which you can extinguish all the flaming arrows of the evil one.” Ephesians 6:16



**FAITH  
IN  
GOD**



**FEAR  
OF  
GOD**



**OBEDIENCE  
TO  
GOD**

Saul's Heart  
Sword Labels

CIRCUMSTANCES

PEER PRESSURE

RATIONALIZING

CIRCUMSTANCES

PEER PRESSURE

RATIONALIZING

# Aim Questions

Answer the following questions about today's Bible Adventure.

What did the LORD command Saul to do when he arrived in Gilgal?

Why did Saul choose to disobey this simple command?

How was Jonathan's leadership different from his father's?

What was God's command to Saul regarding the Amalekites?

What did Saul choose to do instead and why?

What was Saul's punishment for his prideful disobedience?

What are some of the marks of Saul's prideful disobedience that we should avoid in our own lives?

- ◆ Act on faith, not on sight. God wants us to act on faith based on His Word. Even if what we see doesn't seem right, we are to do what is right!
- ◆ Fear God, not man. Fearing man more than God is a mark of pride because it tells God that His Word isn't as important as what others think. This fear leads to rebellion against the Lord.
- ◆ Obedience is better than sacrifice. God wants us to obey but we must check our hearts to see if we are doing it with a heart attitude that pleases Him.

**1**  
**Samuel**  
**13 - 15**

'But Samuel replied: 'Does the LORD delight in burnt offerings and sacrifices as much as in obeying the voice of the LORD? To obey is better than sacrifice, and to heed is better than the fat of rams.'

1 Samuel 15:22

When Samuel turned away, what did Saul do to the robe that Samuel was wearing, and what did Samuel prophesy to Saul?  
15:27-28

Samuel demanded that Agag, king of the Amalekites, be brought to him. What did Samuel himself do to Agag? 15:33

Until the day he died, whom did Samuel not go see again, although Samuel mourned for him? 15:35a

## Passage Review Questions

### 1 Samuel 13 - 15

How many years did Saul reign over Israel? 13:1

How many men did Saul choose from Israel, and how were they divided? 13:2

What happened to the Philistines at Geba? 13:3

What was the cry that was sent out throughout the land to the Israelites? 13:4a

What did the Philistines use to fight Israel? 13:5

When the Israelites saw all that the Philistines had, what did the Israelite men do? 13:6-7a

What were all of Saul's troops doing? 13:7b

How long did Saul wait for Samuel? When Samuel did not arrive, what did Saul then decide to do? 13:8-9

When Samuel asked Saul what he did, how did Saul answer?  
13:11-13

What would happen to Saul's kingdom now that he had behaved

foolishly? 13:13b-14

How many men did Saul have left out of the entire army that had been assembled? 13:15

Who could not be found in the entire land of Israel? 13:19

On the day of the battle, who were the only people to have weapons? Why was this? 13: 19-22

What did Jonathan NOT tell his father he was going to do? 14:1

What did the Lord allow to happen when the Philistines saw Jonathan and his armor-bearer and called them to come up to them so that they could be taught a lesson? 14:8-14

When that happened, what struck the whole Philistine army? 14:15

When Saul's lookouts saw the Philistine army retreating in all directions, what did Saul command? Who was not there? 14:17

When Saul and his army arrived at the battle, what did they see? 14:20

Who came out from hiding? What happened? 14:22-23

Under what oath did Saul bind his men? 14:24

Since Jonathan had not heard of this oath, what did Jonathan do when he saw honey? 14:27

When he was told about the oath, what did Jonathan say about this oath? 14:30

What did the men do that was considered "sinning against the Lord?" 14:32-33

When Saul found out that Jonathan had eaten some honey, he was going to have Jonathan put to death. What stopped this? 14:45

What was Saul supposed to do to the Amalekites? 15:3

Whom did Saul spare? 15:6-9

Why was the Lord grieved? 15:11


When Saul was confronted by Samuel about the animals that were still alive, what was Saul's excuse? 15:15, 20-21

What was Samuel's reply to Saul? 15:22

What did Saul want Samuel to do that Samuel refused? 15:24-26



# How Have I Used My Shield?



“Even though I walk through the valley of the shadow of death, I will fear no evil, for you are with me; your rod and your staff, they comfort me.” **Psalm 23:4**

Sunday	Monday	Tuesday	Wednesday	Thursday	Friday	Saturday
My fear today:	My fear today:	My fear today:	My fear today:	My fear today:	My fear today:	My fear today:
I used my shield!	I used my shield!	I used my shield!	I used my shield!	I used my shield!	I used my shield!	I used my shield!

“But be sure to fear the LORD and serve him faithfully with all your heart; consider what great things He has done for you.” **1 Samuel 12:24**

“The LORD is my rock, my fortress and my deliverer; my God is my rock, in whom I take refuge. He is my shield and the horn of my salvation, my stronghold.” **Psalm 18:2**

“Keep me safe, O God, for in you I take refuge.” **Psalm 16:1**

“Some trust in chariots and some in horses, but we we trust in the name of the LORD our God.” **Psalm 20:7**


“No temptation has seized you except what is common to man. And God is faithful; he will not let you be tempted beyond what you can bear. But when you are tempted, he will also provide a way out so that you can stand up under it.” **1 Corinthians 10:13**

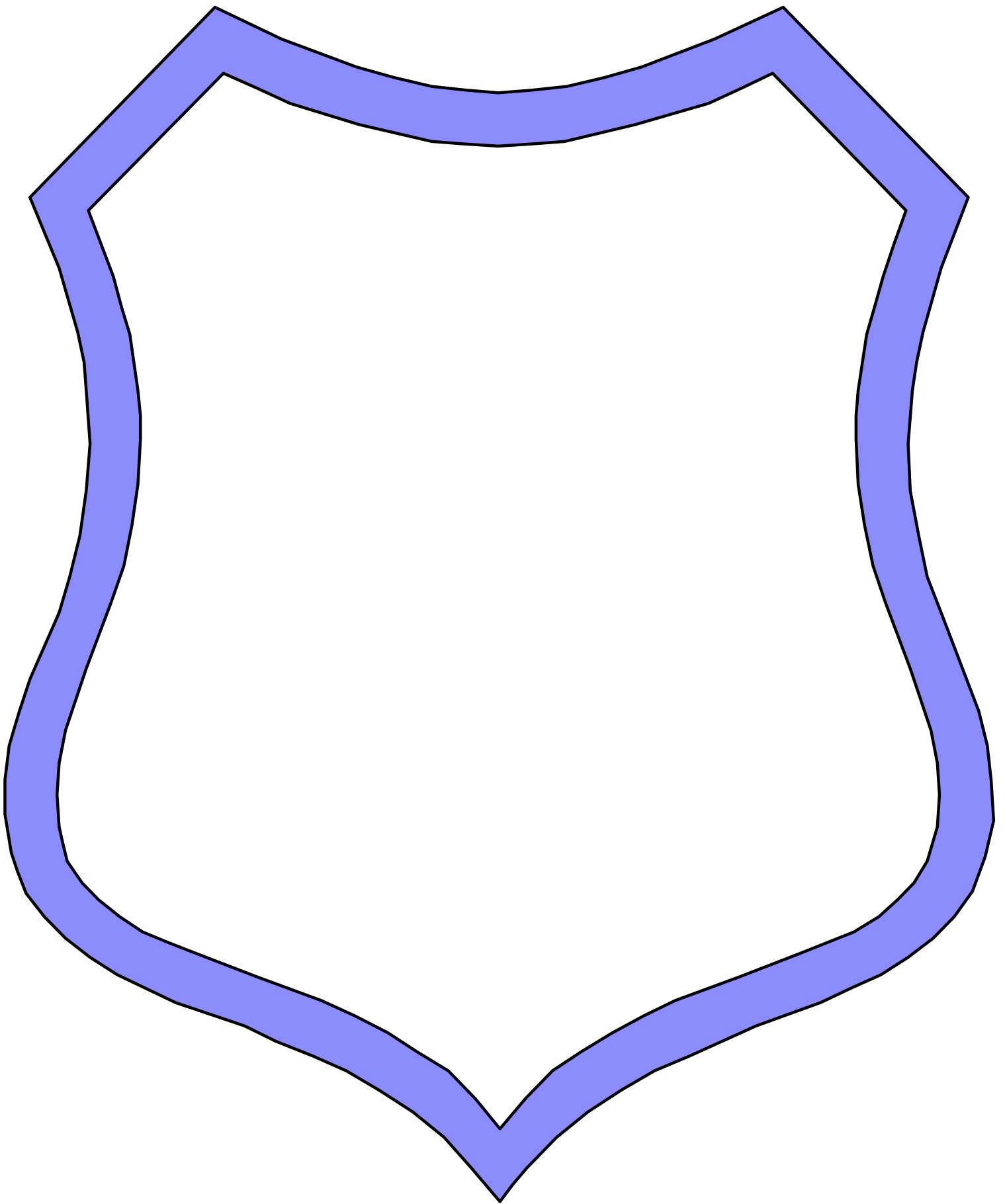
“My Father, who has given them to me, is greater than all; no one can snatch them out of my Father’s hand.” **John 10:29**



Today we learned about how God is interested in more than just our outward obedience; He wants us to obey with the right attitude as well. This shield is a reminder and motivation for your child not only to obey but also to be aware of his or her attitude. This week, each time he or she obeys with a good attitude, award a sticker for the shield. There will be a reward if it is brought back the following Sunday (hopefully covered with stickers).







FAITH IN GOD

FEAR OF GOD

OBEDIENCE  
TO  
GOD

PEER PRESSURE

CIRCUMSTANCE

RATIONALIZING

*“But Samuel replied: ‘Does the LORD delight in burnt offerings and sacrifices as much as in obeying the voice of the LORD? To obey is better than sacrifice, and to heed is better than the fat of rams.’”*  
1 Samuel 15:22

# SHIELD YOUR HEART

FAITH IN GOD

FEAR OF GOD

OBEDIENCE  
TO  
GOD

PEER PRESSURE

CIRCUMSTANCE

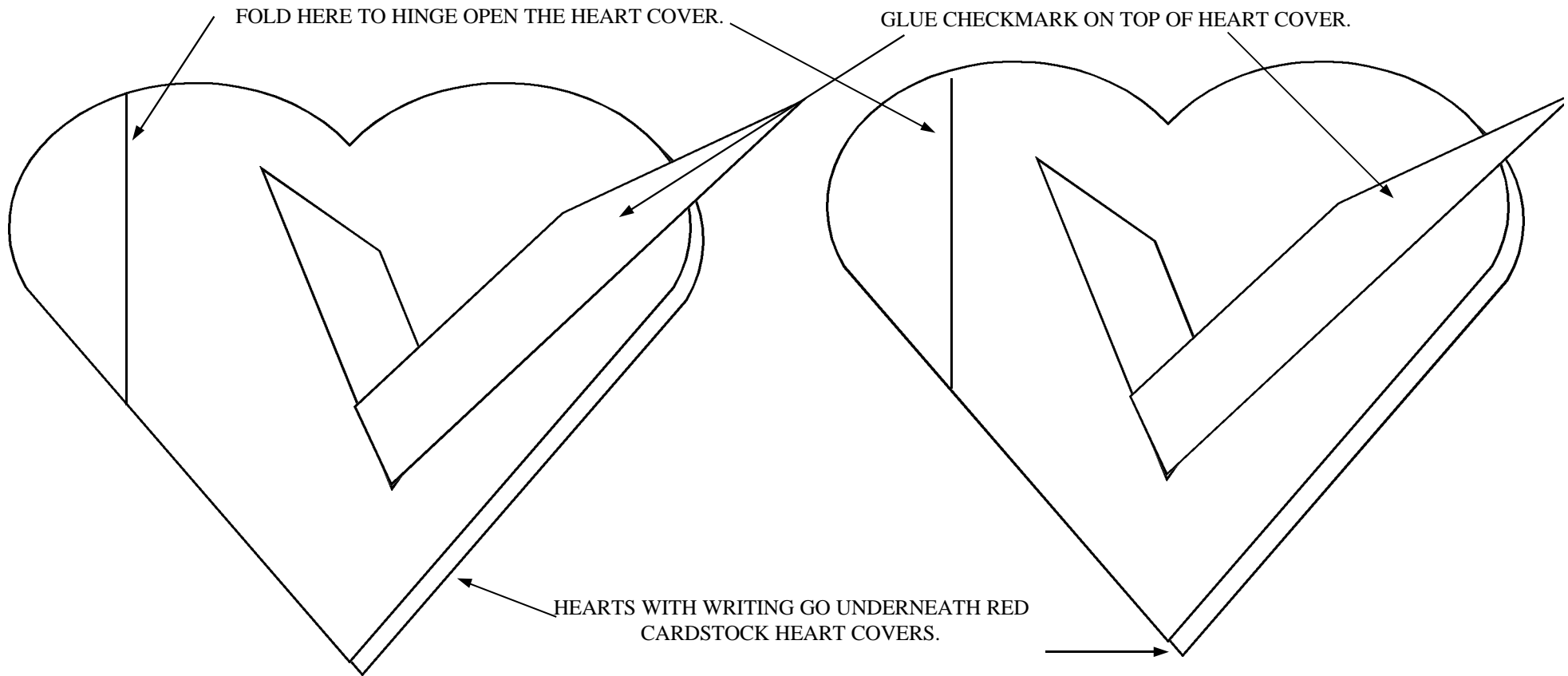
RATIONALIZING

*“But Samuel replied: ‘Does the LORD delight in burnt offerings and sacrifices as much as in obeying the voice of the LORD? To obey is better than sacrifice, and to heed is better than the fat of rams.’”*  
1 Samuel 15:22



# SHIELD YOUR HEART

# OBEDIENCE WITH THE RIGHT HEART



For true obedience, we must check our heart attitude.




*“To obey is better than sacrifice.”*  
*1 Samuel 15:22b*



Copy onto  
red  
cardstock.



Copy onto  
gray  
cardstock.



***“To obey is better than sacrifice.”***  
***1 Samuel 15:22b***

***“To obey is better than sacrifice.”***  
***1 Samuel 15:22b***

***“To obey is better than sacrifice.”***  
***1 Samuel 15:22b***

***“To obey is better than sacrifice.”***  
***1 Samuel 15:22b***

***“To obey is better than sacrifice.”***  
***1 Samuel 15:22b***

***“To obey is better than sacrifice.”***  
***1 Samuel 15:22b***

***“To obey is better than sacrifice.”***  
***1 Samuel 15:22b***

***“To obey is better than sacrifice.”***  
***1 Samuel 15:22b***

***“To obey is better than sacrifice.”***  
***1 Samuel 15:22b***

***“To obey is better than sacrifice.”***  
***1 Samuel 15:22b***

# **OBEDIENCE WITH THE RIGHT HEART**

**For true obedience, we must check our heart attitude.**

# **OBEDIENCE WITH THE RIGHT HEART**

**For true obedience, we must check our heart attitude.**

# **OBEDIENCE WITH THE RIGHT HEART**

**For true obedience, we must check our heart attitude.**

# **OBEDIENCE WITH THE RIGHT HEART**

**For true obedience, we must check our heart attitude.**

# **OBEDIENCE WITH THE RIGHT HEART**

**For true obedience, we must check our heart attitude.**

- ♥ *Joyful desire*
- ♥ *Pleasing God, not man*
- ♥ *Wanting to please God more than myself*
- ♥ *Submissive attitude*
- ♥ *Humble response*
- ♥ *Complete obedience without complaint*
- ♥ *Good attitude*

- ♥ *Lack of desire to please God*
- ♥ *Trying to attract attention to myself*
- ♥ *Obedience with complaint*
- ♥ *Excuses for incomplete obedience*
- ♥ *Bad attitude*
- ♥ *Lazy response*
- ♥ *Speaking against authority*

Copy onto  
white  
paper.

- ♥ *Joyful desire*
- ♥ *Pleasing God, not man*
- ♥ *Wanting to please God more than myself*
- ♥ *Submissive attitude*
- ♥ *Humble response*
- ♥ *Complete obedience without complaint*
- ♥ *Good attitude*

- ♥ *Lack of desire to please God*
- ♥ *Trying to attract attention to myself*
- ♥ *Obedience with complaint*
- ♥ *Excuses for incomplete obedience*
- ♥ *Bad attitude*
- ♥ *Lazy response*
- ♥ *Speaking against authority*

# PLAY

- Clay-tionary (Activity).** Using the words provided, set up a "Clay-tionary" game as outlined below to stimulate further discussion about the Bible passage's content and its application to our lives. Divide your family into teams. Set up each team with a handful of clay and a large garbage bag upon which to sculpt. Have the words suggested below printed in a column on a piece of paper. Tell the teams that they must choose the first sculptor and then rotate thereafter. Call up the first group of sculptors and show them the word all at the same time. These sculptors will run back to their teams and begin sculpting this word so that his or her team might guess it correctly. Discuss the concept briefly before moving to the next sculptor and word. It may be easiest for mom and dad to be on different teams and do the sculpting. The children can do the guessing.
- Suggested words include: God's Word; King Saul; fort (as in the garrison of Jonathan's victory); offering; sheep (as in those spared by Saul); monument; disobedience (for a difficult word); fear.



**FAITH BIBLE CHURCH**


# FAMILY FUN SHEET

10/29/2000

This is what we learned today:

- Passage ~ 1 Samuel 13 - 15**
- Memory Verse ~** "But Samuel replied: 'Does the LORD delight in burnt offerings and sacrifices as much as in obeying the voice of the LORD? To obey is better than sacrifice, and to heed is better than the fat of rams.'"
 

1 Samuel 15:22
- Application Points ~**
  - ◆ Act on faith, not on sight
  - ◆ Fear God, not man
  - ◆ Obedience is better than sacrifice



## How to Utilize Bible School:

Our goal in Children's Ministry is to assist you in training your children in the ways of the Lord. There are a number of ways you can make the most of your Bible School lessons.

1. Ask your child about Bible School with specific prompts. (What did you learn about Saul's disobedience?) Ask to look at the craft or worksheet and have him or her tell you its importance.
2. Ask teachers on a regular basis how your child is doing.
3. Request a copy of the curriculum for your Bible Night. (If you will use it, we would love to give you a copy.)
4. Read the passages with them the following week.
5. Pray for the teachers and leaders of your child's classroom. Pray for your children to remember and apply what they have learned.

## Upcoming Events:

Fall Festival is this week on Tuesday, October 31st. The theme is Heroes of the Faith. Come dressed as your



## PRAISE

### Lord, I Want a Heart to Obey

(tune: "If You're Happy and You Know It")

Lord, I want to obey. (Clap! Clap!)  
 Lord, I want to obey. (Clap! Clap!)  
 I won't try to get my way; I won't o-bey half the way.  
 Lord, I want to obey. (Clap! Clap!)

If you want a heart that honors God, (Clap! Clap!)  
 If you want a heart that honors God, (Clap! Clap!)  
 You won't try to get your own way; you won't o-bey half the way  
 If you want a heart that honors God. (Clap! Clap!)

## PASSAGE

### Daily Bible Reading:

**Day 1:** 1 Samuel 13:1-23

**Day 2:** 1 Samuel 14:1-23

**Day 3:** 1 Samuel 14:24-46

**Day 4:** 1 Samuel 14:47-15:9

**Day 5:** 1 Samuel 15:10-35

### Family Bible Night: 1 Samuel 15:1-35

**The Rejection of Saul ~ 15:1-35** Saul took the Israelite army and captured the Amalekites according to God's plan and power. But when he saw the fat sheep, oxen, fatlings, and lambs, he decided not to destroy them. He also spared Agag, king of the Amalekites, because he wanted the prestige of bringing him back as a prisoner of war. He couldn't resist his own self-glory and the applause he would receive from men as a result of his "leadership." In his pride, Saul erected a monument to himself in Carmel.

When the Lord told Samuel what had happened, Samuel confronted Saul about his disobedience. At first Saul proudly exclaimed, "I have carried out the Lord's instructions." Samuel then asked, "What then is this bleating of sheep in my ears?" Saul hadn't carried out God's commands at all! Saul then tried to cover up his disobedience by claiming that the animals were spared for sacrifices to the Lord and that the soldiers had committed this wrongdoing. Samuel finally told Saul, "To obey is better than sacrifice" (15:22b). Saul finally admitted his wrong and asked for forgiveness for his actions. Samuel told Saul that God had rejected him as king over Israel. He then slew Agag, an act which should have been done by Saul.

The result of Saul's disobedience was the loss of his kingship over Israel. God would no longer entrust the leadership of His people to a man who loved himself more than he loved the Lord. Saul's prideful disobedience led to his ultimate downfall. In the years ahead, Saul grew increasingly arrogant and proud. Although he reigned for another 15 years, God had already rejected him. From that day on, Samuel never visited Saul again, an outward sign of God's rejection.

## PERSONAL APPLICATION

### **Act on faith, not on sight.**

In his first act of defiance against the Lord's commands, Saul's excuse was that he "saw" the people scattering from him (13:11). His surrounding circumstances led him to do what was wrong because he based his choice on what he saw, not on what he knew to be right (10:8). God has called His people to act on faith based upon His Word.

### **Fear God, not men.**

Another of Saul's fateful mistakes was that he feared men more than he feared the Lord. From his own mouth, he admitted that the reason he disobeyed God's commands to utterly destroy the Amalekites was because "I was afraid of the people and so I gave in to them" (15:24). Fearing men more than God is a mark of pride because it tells God that His Word isn't as important as the opinions of men.

### **Obedience is better than sacrifice.**

◆ Samuel's stinging rebuke hit Saul right between the eyes: "To obey is better than sacrifice" (15:22b). Saul thought that the end justified the means. His disobedience, then, was fully justified in his own eyes because the animals were to be sacrificed for the Lord. Yet Saul did not understand God's heart and what truly honors Him. It is not the sacrifice but the glad obedience of the heart behind the sacrifice.

## PRAYER

### **Prayers for our Hearts:**

The purpose of man is to glorify God. Another way to look at this is to have God's character shine through us in our daily lives and to acknowledge God's character through our praise. None of this is possible by mere external actions. We need hearts that want to obey God. Ask your children and ask yourself, "How does my heart struggle like Saul's?" Then specifically pray that God would give you the right heart in those ways.

- Confess a lack of faith and obedience to God.
- Pray that you would act by faith.
- Pray that you would fear God, not man.
- Pray that you would obey first rather than cover up and make excuses later.