



Memory Verse:

Two- and three-year-old verse: 1 Samuel 3:9b: **Speak, LORD, for your servant is listening.**

Four- and five-year-old verse: 1 Samuel 3:9b: **Speak, LORD, for your servant is listening.**

Aim Questions for 2's & 3's:

1. **Who answered Hannah's prayer and gave her a son named Samuel?** (*God.*)
2. **Who called to Samuel in the night three times?** (*God, LORD.*)
3. **Who did God want to be His prophet to the Israelite people?** (*Samuel.*)

Aim Questions for 4's, 5's & K:

1. **What is the name of God's prophet who listened to God and obeyed?** (*Samuel.*)
2. **What happened when Samuel was lying on his bed?** (*God called Samuel's name, but Samuel thought it was Eli calling.*)
3. **What did Eli tell Samuel to do when he heard his name called?** (*Eli told Samuel to say, "Speak, LORD, for your servant is listening."*)
4. **Why did God punish priest Eli's sons?** (*Eli's sons didn't obey God or their father. They were selfish and wicked.*)
5. **What job did God give Samuel?** (*Samuel was God's prophet who spoke God's words.*)

Key for symbols:

- This box symbol represents ideas that can be used for two-year-olds through kindergarten. Please remember to slow down the pace for two-year-olds and keep the pace moving for five-year-olds.
- ② This symbol represents ideas that are best used for two- and three-year-olds.
- ④ This symbol represents ideas that are best used for four-year-olds through kindergarten.

Hook:

- Prophet's Chair:** Give children different tasks to help decorate one chair in the room to be special. This week, the chair will be called the "Prophet's Chair." Next week, the chair can become the throne for King Saul. Use crepe paper streamers, ribbons, a pillow to sit on, balloons tied to it, etc. The children could wear their "prophet's ears." While each child takes his turn sitting in the chair, being Samuel with his prophet's ears on and a scroll (rolled up paper) in his hand, discuss how a prophet listens to God's words, obeys them, and tells them to other people. Place a Bible in the chair and talk about the importance of honoring God by listening to Bible stories and obeying our parents. Say the memory verse or sing the memory verse song as the children take turns sitting in the Prophet's Chair.
- Prophet's Ears: (1SM01ECGF12)** Give each child a set of ears. Fold back the tabs on the dotted lines and tape the ends of a chenille wire (pipe cleaner) in the top fold of each ear. (See the sample on the GF12 page.) These prophet's ears can be used throughout the morning whenever you want the children to listen to God's Word.
- Sleeping Center:** Provide several blankets and pillows for the small group to practice making a "bed," arranging the "beds," and getting in and out of "bed." In today's Bible Adventure, one little boy named Samuel was in bed when he heard God call him to do God's work.

Baby Center: Provide dolls, clothes, blankets, bottles, etc., for the children to set up a baby care center. Help the children think of ways to care for dolls. While the children are playing, discuss a baby named Samuel. Talk about how much his mother, Hannah, wanted him and how she had prayed for him. In today's Bible Adventure, Samuel was born to Hannah who loved him and took care of him.

Baby Collage: Bring a photo album of baby pictures, perhaps your own or your child's. Talk about babies and how special they are. Talk about how God "makes each baby in its mother's womb" (Psalm 139:13-16). God knows everything about each person even before they are born. Today the children will hear about a very special baby in the Bible. Provide catalogs and magazines for children to find pictures of babies and glue them to a large sheet of paper.

Helping Hands Center: Tape a large piece of butcher paper to the wall or bulletin board. Title the paper "Helping Hands Chart." Ask the children to name some ways they can be a help around the church. Write their ideas on the paper. Draw around one of each of the participants' hands on a piece of colored paper. Let the child cut out his hand shape with blunt-edged scissors. Print the child's name on his hand and tape it under the job description where he would be willing to help. In today's Bible Adventure, we will hear a story about a boy named Samuel who worked in the tabernacle. The tabernacle was a big tent where the people went to worship God. Samuel helped to keep the tabernacle clean and ready for the worshipers by sweeping, picking up trash, and dusting. These same jobs need to be done in our church today. It shows God that we love Him when we keep His "house" clean.

Match Game: (1SM01ECGF7) Color the pictures of Hannah crying, praying hands, ears to listen, and a mouth to speak. Talk about how we do these things in our own lives. Give each child two copies of the GF7 pictures. Cut each sheet into fourths. After coloring the pictures, turn them all face down and try to turn up matching pairs. In the Bible Adventure today, find out why Hannah was crying, praying, listening, and speaking.

Puppet Talk: Two puppets could be having a discussion about babies--having them and taking care of them.

④ **"Are You Listening?" Game:** Pick one child to be the "sleeper." Have him or her lay on the floor facing away from the group. Select one student to be the "caller" who goes up to the sleeper and says, "(Sleeper's name, example: Joe, Joe), are you listening? Do you know who is calling you?" Then have the sleeper guess which student called his or her name. Allow enough time for each student to be the sleeper or the caller. If the children don't know each other that well, have students share their names and birth dates (or something else fun about themselves) so that they can get acquainted with one another's voices. To end the game, say, "Today we're going to learn about a young man named Samuel. God called him to love and obey God's Word. Samuel didn't recognize God's voice at first, but finally, when he did, Samuel listened to and obeyed God."



Book:

Presentation Ideas -

Color and mount the 1SM01ECGF1, 1SM01ECGF2, 1SM01ECGF3, 1SM01ECGF4, 1SM01ECGF5, and 1SM01ECGF6 pictures on construction paper. Show them as you tell the Bible Adventure. Save them for future lesson review.

Put a marker in your Bible and let a child come up and open your Bible to the book of 1 Samuel. The book of 1 Samuel is in the Old Testament (the first half of the Bible), right after the book of Ruth. Tell the children you love reading the Bible because it is God's Word and every word is true. Hug the Bible to your chest.

Read 1 Samuel 3:3-10 to the class from the Bible.

Finger Play: God Will Help Me

God will help me	<i>(Point up and to self.)</i>
Do what's right	<i>(Nod head yes.)</i>
He's always with me	<i>(Point up and to self.)</i>
Day and night.	<i>(Make a circle for sun; lay head on hands for sleep.)</i>



Memory Verse: After the Bible Adventure, say the whole verse and then have the teacher say, "Samuel, Samuel." The helpers and class will answer, "Speak, LORD, for your servant is listening. 1 Samuel 3:9." A servant is a person who does what he is asked to do.

Bible Adventure for 2's & 3's-

I want to tell you a true story from the book of the Bible called First Samuel. *(Have the children say "First Samuel.")*

(Show the 1SM01ECGF1 picture.) This woman's name is Hannah. *(Point to the woman.)* She was very sad because she had no children. Hannah prayed and asked God to give her a baby. Eli, the priest, *(point to Eli)* saw Hannah praying and went over to speak to her. Hannah told him that she had been praying to the LORD to give her a baby. Eli knew God and said, "May the LORD give you what you have asked of Him."

God answered Hannah's prayer and gave her a baby boy named Samuel. Hannah was so happy! But Hannah loved the LORD even more than keeping her son so when Samuel was a young boy, she took him to Eli to be trained to serve in the tabernacle. Samuel would learn to love and serve God and be a helper to the priest, Eli.

(Show the 1SM01ECGF4 picture.) One night, young Samuel was lying down on his bed in the tabernacle. Eli was on his bed in another room. Samuel heard a voice calling him, saying, "Samuel!"

(Show the 1SM01ECGF5 picture.) Samuel got out of bed and ran into Eli's room and said, "Here I am; did you call me?"

Eli said, "No, Samuel, I didn't call you. Go back and lie down."

A second time Samuel heard his name being called. "Samuel!" Samuel got up and went into Eli's room, but Eli hadn't called him. Again, Samuel went back to his own bed.

A third time Samuel heard his name being called, "Samuel, Samuel," and again he went to Eli. This time Eli realized that it was the LORD calling to Samuel and so he said, "Go and lie down, and if you hear your name being called again, say, 'Speak, LORD, for your servant is listening.'"

Samuel obeyed. When the LORD came and stood by him, and said, "Samuel, Samuel," Samuel answered, "Speak, LORD, for your servant is listening." The LORD told Samuel that he would be Israel's prophet.

(Show the 1SM01ECGF6 picture.) Samuel would listen to the words of God and then tell them to all of the people of Israel. Samuel always listened to God's words and then obeyed them.

Prayer: Dear God, thank you for speaking to Samuel and for Samuel's listening, obeying heart. Help me be like Samuel who listened and obeyed. In Jesus' name, amen.

Bible Adventure for 4's, 5's & K-

There is a wonderful story in the book of 1 Samuel. The book of 1 Samuel is in the Old Testament section of the Bible. *(Have the children say "First Samuel" as you let one of the children open your Bible at the bookmark by 1 Samuel.)* The book of 1 Samuel is about a boy who had a different kind of childhood than most children. He didn't live with his parents. Can you guess the name of the boy in the book of 1 Samuel? Yes, Samuel. Do we have any boys named Samuel in this class?

(Show the 1SM01ECGF1 picture.) Hannah was sad because she had no children. Every year, when she and her husband, Elkanah, went to worship the LORD and offer sacrifices at the town of Shiloh, Hannah asked God to give her a baby.

One particular year was especially sad for Hannah. She so badly wanted a baby that she could not even eat her food. She went into the tabernacle to pray to God. Her heart was breaking as she said to God, "Oh, LORD Almighty, if you will give me a son, I will give him back to You for his whole life. He can come here to serve You in the tabernacle with priest Eli."

Eli was watching Hannah, wondering what was wrong with her. Her lips were moving but no words were coming out of her mouth. Eli came and spoke to Hannah about her problem. Hannah said, "I am sad because I have no children. I have been praying to the LORD to give me a baby." Priest Eli said, "May the LORD give you what you have asked of Him." Hannah felt better and worshiped God in the tabernacle.

(Show the 1SM01ECGF2 picture.) Hannah went back home, and God did give her a baby boy. Elkanah and Hannah named their baby Samuel. Oh, how Hannah loved her baby boy, but she always remembered her promise to the LORD that her son would go serve in the tabernacle. Hannah and Elkanah honored God by remembering that it was God who gave them a baby. They honored God by keeping their promise to let their son serve God in the tabernacle.

When Samuel was about your age (at least three years old), his parents took him to priest Eli at the tabernacle. Hannah said, "I prayed to God, and He gave me a son. Now I am honoring God by keeping my promise to give him back to the LORD." Young as he was, Samuel worshiped the LORD at the tabernacle.

(Show the 1SM01ECGF3 picture.) Eli's two sons who lived at the tabernacle were wicked, disobedient priests. They were selfish and wanted the best meat for themselves instead of giving God the best. They did not honor God; they dishonored Him. Eli's sons wouldn't obey their dad when he talked to them about their bad attitudes. They kept right on disobeying. Finally, God told Eli that He would have to punish them with death because they would not honor Him.

Samuel didn't want to be like Eli's disobedient sons. Samuel wanted to listen to God and honor Him. He also listened to priest Eli and wanted to help serve in the tabernacle however he could. God had a plan for Samuel to be a prophet of Israel. Since Eli's sons would not listen to God's words, God would speak His words to Samuel, who would then tell the Israelites.

(Show the 1SM01ECGF4 picture.) One night, Samuel was lying down on his cot in the tabernacle. Eli was on his bed, too. Samuel heard a voice calling him, "Samuel!"

(Show the 1SM01ECGF5 picture.) Samuel thought Eli was calling him, so he quickly ran to Eli and said, "Here I am; did you call me?" Eli said, "No, Samuel, I didn't call you. Go on back to bed."

(Show the 1SM01ECGF4 picture again.) Samuel heard the voice again, "Samuel," and he ran to Eli again.

(Show the 1SM01ECGF5 picture again.) "Here I am; you called me?" Eli said, "My son, I did not call you. Go back to your bed."

(Show the 1SM01ECGF4 picture.) Again, Samuel heard his name being called and went to Eli.

(Show the 1SM01ECGF5 picture.) Samuel had never heard the word of the LORD before, but Eli realized that the LORD was calling the boy. Eli said, "Go and lie down, and if you hear your name being called again, say, 'Speak, LORD, for your servant is listening.'"

(Show the 1SM01ECGF4 picture.) Samuel obeyed. When the LORD came and stood by him, He said, "Samuel, Samuel." Samuel said, "Speak, LORD, for your servant is listening." The LORD told Samuel about His plan to punish Eli's sons because they kept disobeying their father and dishonoring God. The LORD told Samuel that he would be Israel's prophet. A prophet was a person who heard God's words and told other people what God said. Samuel was God's prophet who listened to the word of the LORD and then told it to the people of Israel.

(Show the 1SM01ECGF6 picture.) As Samuel grew older, God spoke to him at the tabernacle in Shiloh. Samuel always listened to God's Word and obeyed it. Samuel told the people exactly what God said. The Israelites listened to Samuel because they knew He was speaking God's words.

Prayer: Dear God, thank You for speaking to Samuel and for Samuel's listening and obeying heart. Help me be like Samuel who listened and obeyed. In Jesus' name, amen.



Look:

- Aim Questions:** Have the Aim Questions numbered and written on 3" x 5" cards and placed under "Samuel's" pillow. Have a child pull out questions until the right number is drawn.
- Snack:** Remind the children that Eli's sons wanted the best looking food for themselves. This did not please God. Ask the children who are serving the others at their table to choose the best looking snacks to hand out to others first (unbroken crackers, bigger servings, etc.) and to keep the least for themselves.
- Snack Idea #2:** Serve round crackers and let children draw a mouth (or happy face) with a tube of cheese. Talk about Samuel being a prophet for God and using his mouth to tell God's words.
- Samuel Booklet (1SM01ECGF8):** Let each child make a Samuel booklet by folding the GF8 page in fourths so that page number one is the cover page. Talk about Hannah and how she prayed to God for a baby. God gave her a baby named Samuel. Hannah kept her promise to let Samuel serve the LORD in the tabernacle. Samuel heard God's voice calling him in the night. Samuel obeyed God and became God's prophet in Israel.
- Honoring God Together: (1SM01ECGF9)** Let the children color the paper doll "friends" and add clothes, ears for listening, a mouth for speaking for God, and a Bible in their hand. Review the Bible Adventure story by talking about the Aim Questions.
- "Speak, Teacher":** Following the story, ask the children to lie on the floor and pretend to be like Samuel, sleeping on a cot. When they hear the teacher call them, they get up and stand in front of him. The children say, "Speak, teacher, for your servant is listening," and the teacher replies with instructions for them to follow. The teacher might ask them to sit in a particular place for snack time, stand by the door or against the wall, sit in a circle on the floor in preparation for the next activity, or answer one of the Aim Questions.

"Samuel to Eli" Relay: **Materials needed:** A pillow ten feet in front of each team and a teacher sitting ten feet beyond that. **Divide the class into three or four groupings.** For the younger ages, designate each child to take his turn by having a leader tap him on the shoulder or head. When tapped, the player (Samuel) goes out and lays down on a pillow, gets up, and continues to the teacher (Eli) who shakes his head "no." The player then goes back and lays his head on the pillow before getting up and going back to his team. Each player is tapped for his turn until all the players on the team are done.

Memory Verse Stickers: (1SM01ECGF13) Copy the GF13 page onto 1" x 2 5/8" laser labels to make stickers. The children can put a sticker on their Prophet's Ears (See Hook section) or any of the pictures or activities you choose. Sing the 1 Samuel 3:9, Memory Verse Song as the children attach their stickers.

Finger Play: "When God Called"

When Samuel lay sleeping,	<i>(Close eyes, press palms together beside face.)</i>
"Samuel," someone said.	<i>(Hands to mouth as if calling.)</i>
He thought it was Eli,	<i>(Hold hand behind an ear.)</i>
And he ran to his bed.	<i>(Run feet in place.)</i>
But it wasn't old Eli.	<i>(Shake head "no.")</i>
Three times this took place;	<i>(Hold up three fingers.)</i>
It was God calling Samuel;	<i>(Hold hand behind an ear again.)</i>
The boy raised his face.	<i>(Look up smiling.)</i>
Again the voice called him;	<i>(Hold up four fingers.)</i>
This time the boy knew,	<i>(Nod head "yes.")</i>
God had work that young Samuel	<i>(Hold hands outward and upward.)</i>
Was eager to do.	<i>(Push up sleeves.)</i>

④ **Review Song:** Repeat the following song to the tune of "Farmer in the Dell" several times, calling on a different child each time to share something he remembers from the Bible Adventure story.
(We) Listen and obey. (We) Listen and obey.
God has given us His Word.
Let's listen and obey.

④ **Story Actions:** Let the children tell you what they see you doing as you review the actions from the story today (cry and rub eyes, fold hands in prayer, cup ears to hear, cup hands as a megaphone for speaking). Ask the children how these actions related to the bible Adventure.

④ **Follow the Leader and Freeze:** Select a child to be the leader who leads the others in one of the above actions while moving to music. When the music stops, the children freeze and the leader selects a new leader based upon who is the funniest frozen person!

Songs:

Samuel Listened *(tune: "Jesus Loves Me")*
Samuel listened to God's Word
In the night, God's voice he heard.
Samuel listened and obeyed.
Samuel listened; then he prayed.
Yes, Samuel obeyed. *(Yes, I will obey.)*
Yes, Samuel obeyed. *(Yes, I will obey.)*
Yes, Samuel obeyed. *(Yes, I will obey.)*
He listened and obeyed. *(I'll listen and obey.)*

1 Samuel 3:9, Memory Verse Song *(tune: "I've Been Working on the Railroad")*
Speak, LORD, for your servant's lis-ten-ing.
First Sam-uel three, nine.
Speak, LORD, for your servant's lis-ten-ing.
First Sam-uel three, nine.
Speak, LORD, for your servant's lis-ten-ing.
First Sam-uel three, nine.
Speak, LORD, for your servant's lis-ten-ing.
First Sam-uel three, nine.

- Hannah Prayed** (tune: "Mary Had A Little Lamb")
Hannah prayed and trusted God, trusted God, trusted God.
Hannah prayed and trusted God to bless her with a son.

Samuel was her answered prayer, answered prayer, answered prayer.
Samuel was her answered prayer, and her heart rejoiced.

Samuel heard and obeyed God, obeyed God, obeyed God.
Samuel heard and obeyed God and grew in God's Word.

- "Trust and Obey" Chorus**
Trust and obey, for there's no other way
To be happy in Jesus, but to trust and obey.

- Praise Him, Praise Him**
Praise Him, praise Him, all ye little children; God is love, God is love.
Praise Him, praise Him, all ye little children; God is love, God is love.
Serve Him, serve Him, all ye little children; God is love, God is love.
Serve Him, serve Him, all ye little children; God is love, God is love.



Took:

- Door Hanger: (1SM01ECGF10)** Give each child a door hanger pattern to color and have them glue yarn or construction paper around the edge to frame it. Review the memory verse together while coloring. Talk about how we listen to the LORD by listening to someone read the Bible to us. We honor God when we listen to our parents. Send the door hanger home with the children as a reminder to ask someone to read the Bible to them each day.
- Bible Adventure Review: (1SM01ECGF11)** Each child receives two paper plates, one with the rim cut off and a slice cut out of it, a brad paper fastener, and the GF11 picture circle to glue on the middle of the full paper plate. Color the pictures. Attach the smaller plate in the middle with a brad. Glue the memory verse on this plate. As you turn the center plate, review the Bible Adventure story as the pictures appear.
- Preschool Page for Parents: (1SM01ECPPP)** Send a page home with each child, encouraging parents to reinforce the Bible truths at home. Spend a few minutes before the children go home creatively reviewing the song and memory verse.

Priest Eli watched Hannah
crying to God for a baby.







God answered Hannah's prayer and gave her baby Samuel.

Priest Eli's sons dishonored
God by taking the best
meat intended for God.






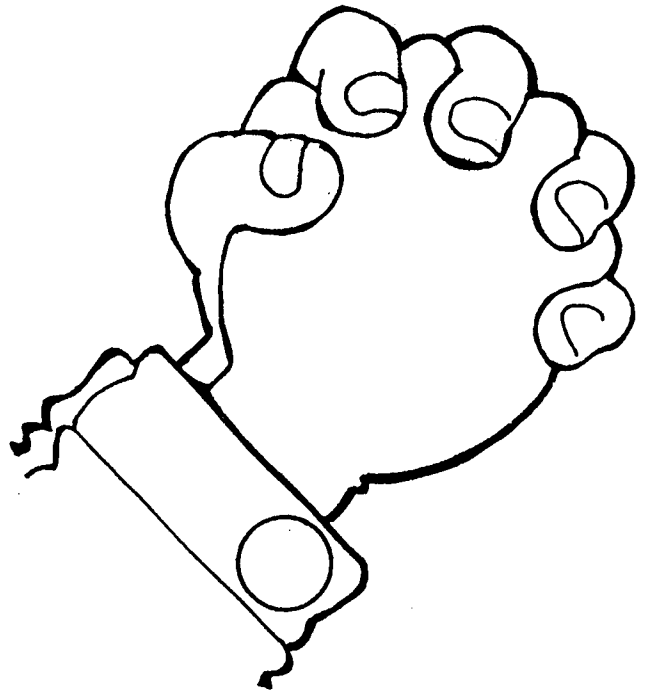

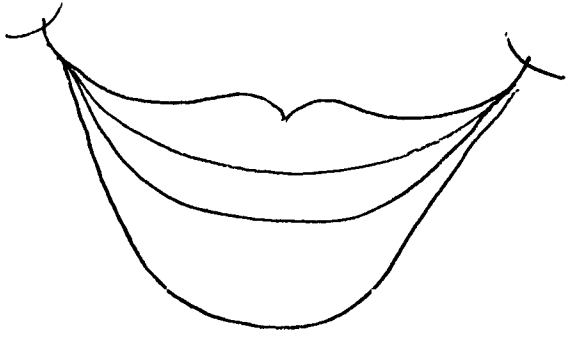
While Samuel was in bed, he heard someone calling his name.



Samuel hurried to Eli. "Here I am," Samuel said.

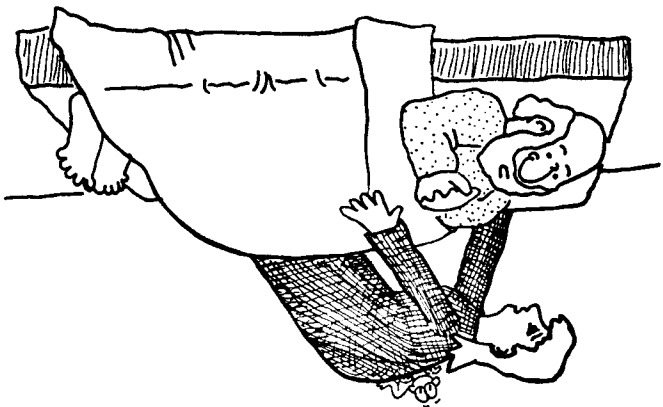


Samuel became God's prophet who heard and spoke God's words.



3.


Hannah Prayed
(tune: "Mary Had a Little Lamb")
Samuel heard and obeyed God,
Obeyed God, obeyed God,
Samuel heard and obeyed God
And grew in God's Word.



Samuel heard his name called
and said to Eli, "Here I am."


2.

Hannah Prayed
(tune: "Mary Had a Little Lamb")
Samuel was her answered prayer,
Answered prayer, answered prayer,
Samuel was her answered prayer,
And her heart rejoiced.



God answered Hannah's prayer
and gave her baby Samuel.

Samuel became God's prophet
who heard and spoke God's Word.



Speak, Lord, for Your servant
is listening. 1 Samuel 3:9

4.


Sad Hannah cried to God
for a baby.



Hannah Prayed
(tune: "Mary Had a Little Lamb")
Hannah prayed and trusted God,
Trusted God, trusted God.
Hannah prayed and trusted God
To bless her with a son.

1.

Honoring God Together



Speak, Lord, for your servant is listening. I Samuel 3:9b



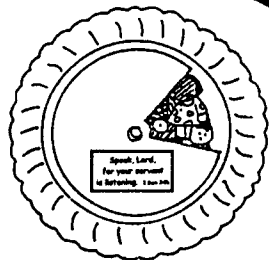
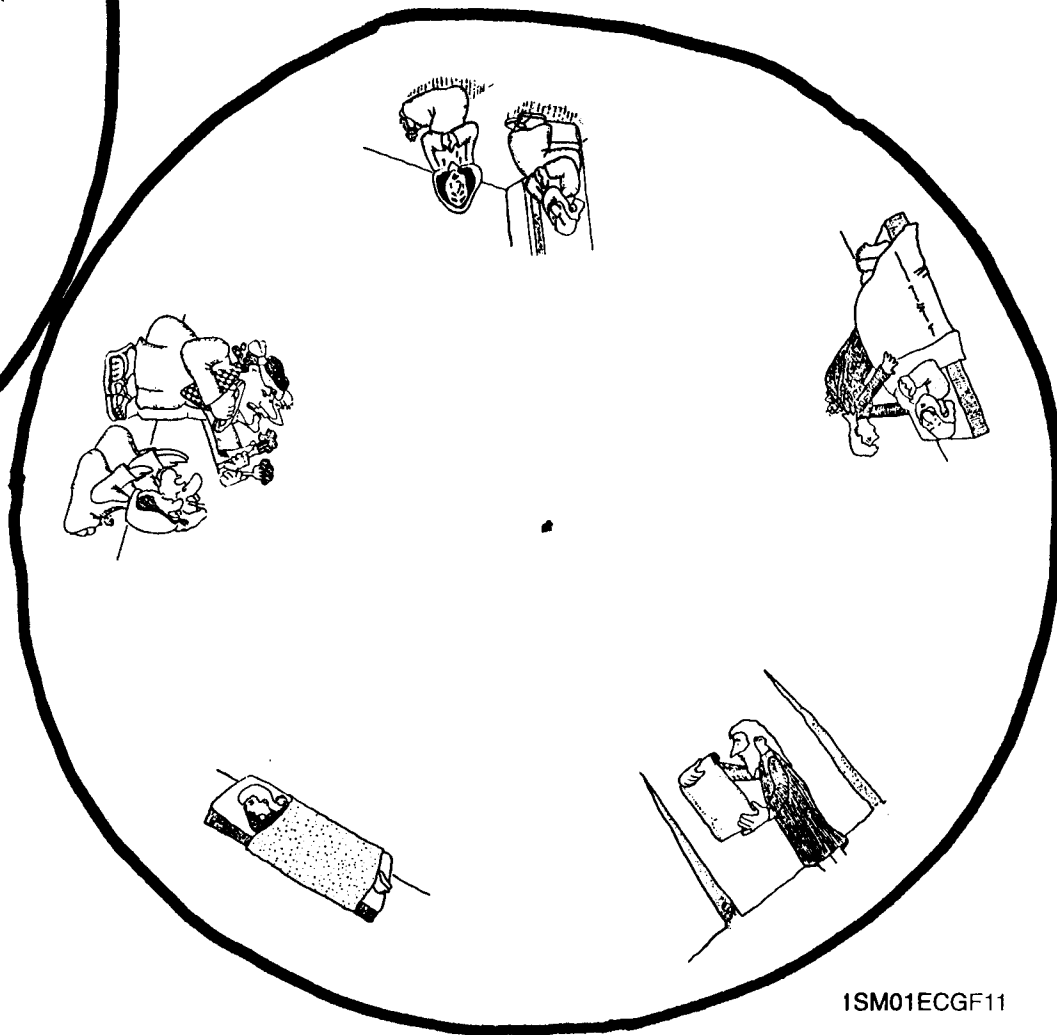
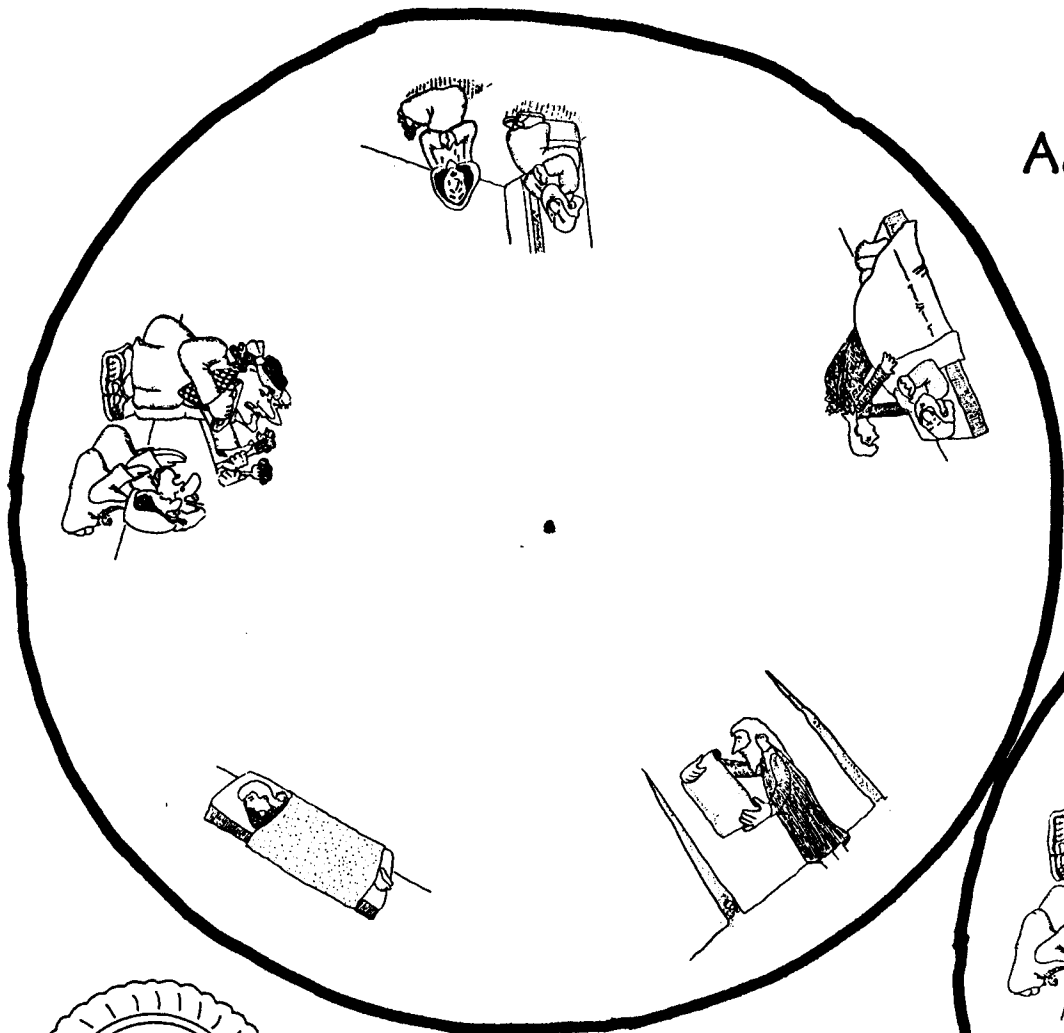
Speak, Lord,
for your servant
is listening. I Sam 3:9b



Speak, Lord,
for your servant
is listening. I Sam 3:9b

Bible
Adventure
Review


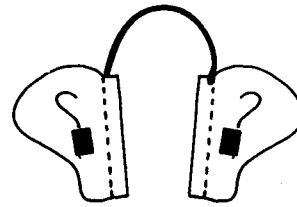

Speak, Lord,
for your servant
is listening. I Sam 3:9b



Sample

Speak, Lord,
for your servant
is listening. I Sam 3:9b


Prophet's
Ears



Preschool Page for Parents

Extended Bible School Training in the Home

October 15, 2000
1 Samuel Chapters 1-7



This is what I learned today!

Today, we learned that Hannah was sad because she had no children and wanted a baby. She prayed to God to give her a baby. Eli, the priest, heard her praying and asked that God grant what she had prayed for. God blessed Hannah with a son named Samuel. Samuel went to live with the priest, Eli, in the tabernacle. God called to Samuel one night, but Samuel thought it was Eli calling and ran to him. After several visits, Eli realized that God was calling Samuel and told him to answer. God wanted Samuel to be a prophet to Israel. Eli's sons would not listen to God's words, so God chose Samuel to speak His words. Samuel always listened to God's words and obeyed them.


Save these pages in a notebook for later review.

Today's Memory Verse:

**Speak, Lord, for your servant
is listening. 1 Samuel 3:9b**

Sing this verse to the tune "I've Been Working on the Railroad."
Speak, Lord, for your servant's lis-ten-ing.
First Sam-uel, three, nine.
(Repeat the above two lines three more times.)

"Listening" Game



Choose one of your children to be Samuel. Have him or her lay on the floor, pretending to sleep. Call the child's name twice. The child "wakes up," runs to you, and says, "Here I am," like Samuel said to Eli. Do this activity four times. The last time, instead of running to you, the child will stay where he is and say, "Speak, Lord, for Your servant is listening." (Younger children can simply say, "Speak, Lord.")

Do the same activity with each member of the family. Sing "Samuel Listened," replacing the name "Samuel" with the child's name. Sing this song throughout the week to remind your child to listen and obey like Samuel.

Samuel Listened (tune: "Jesus Loves Me")

Samuel listened to God's Word. (Cup hand to ear.)
In the night, God's voice he heard. (Rest head on hands.)
Samuel listened and obeyed. (Cup hand to ear; shake head "yes.")
Samuel listened; then he prayed. (Fold hands in prayer position.)
Yes, Samuel obeyed. (Yes, I will obey.)
Yes, Samuel obeyed. (Yes, I will obey.)
Yes, Samuel obeyed. (Yes, I will obey.)
He listened and obeyed. (I'll listen and obey.)



Sad Hannah prayed to God, and He gave her baby Samuel.