

**Materials I Need:**

**Legend:**

 = Option 1, Appropriate for 1<sup>st</sup> – 2<sup>nd</sup> Grade

 = Option 2, Appropriate for 3<sup>rd</sup> – 6<sup>th</sup> Grade


**Focus Verse:**



“So now I give him to the LORD. For his whole life he will be given over to the LORD.’ And he worshiped the LORD there.” 1 Samuel 1:28



**Memory Work:**



“Those who honor me I will honor, but those who despise me will be disdained.” 1 Samuel 2:30b











**Hook:**

**What Is Honor? (Discussion).**  Ask students who the most important person in the country is. Ask them why they think that person is important. One way to think of honor is to think of someone as important. We think of the president or the mayor as important, but God is the most important person in the universe. Ask them why God is important. Explain that honor is also placing value or worth on someone. Ask the students what kinds of gifts they would like to give to a very important person. What kinds of gifts would they give to the president or the mayor? God is infinitely larger and more important than any person on earth. What kinds of gifts would show God that you think He is important? What kinds of attitudes and actions could they give to God as gifts to show Him they think He is important?

**What Is a Prophet? (Discussion/Object Lesson).** ,  Samuel is considered the first of the prophets in the Old Testament. Ask the students what they think a prophet is. Explain that he is a person who speaks for God. A prophet did three things. He told people to turn to God from their selfish ways. He told them what God would do if they listened or if they disobeyed. He also told them what God was going to do in the future. Get a bullhorn or make one out of paper, and using it as a megaphone, say today's memory verse aloud with the students. Explain that a prophet is a person who acts something like a megaphone. God used His prophets as mouthpieces to speak His words. He used them to catch the people's attention and turn the people back to Him.

**Let's Meet Samuel (Craft).** ,  This morning we begin our study of 1 Samuel. To better prepare the students for the Bible Adventure and to help them understand who Samuel was and what he was like, have them assemble the pieces of Samuel using **1SM01.GF1 Pgs. 1 & 2**. Students may color the pieces prior to cutting them. As they paste down each part onto a piece of construction paper, talk briefly about each character trait or quality. This sets the stage for the BOOK time as well as the follow-up LOOK time activity associated with this craft.

**Honor: What Does It Mean? (Discussion).** ,  Bring in a dictionary and a thesaurus. Look up the word *honor*, and talk about what it means to honor someone or something. Talk about how we can honor each of the commandments that God has given us in Exodus 20:1-17.

- What Is Honor? (Role-play).**   How do we convey "honor" to our students? This morning our application for the students is learning to honor God as Samuel did. This will be a difficult concept for the younger ones. Start by talking about how we honor those in authority (parents, grandparents, teachers, police, etc.), and lead into honoring God. We should honor God above anyone else. We show honor by obedience and reverence, in word and actions. Try some dress-up role-plays where the students can take turns showing "honor" to each other. Suggestions for dress-up clothes: king, parents, grandparents or other older persons, teacher, police officer.
- A Badge of Honor (Discussion/Activity).**   Prepare a stack of "honor" badges before class. Color or cut out the badges as you talk about what it means to honor someone else. Help the students come up with some other words that describe honoring someone (i.e., obeying, following, loving, esteeming, dedication). Reward the students throughout the morning whenever they honor one another or someone in authority over them. Use safety pins to pin the badges onto the students' clothes. Badges may also be made using stickers. Make a big deal about acquiring the most badges of honor. At the end of the morning, your students should be covered in badges.
- Always Doing the Right Thing (Discussion).**   Show pictures and lead a discussion about times when doing the right thing can be difficult. This can range from choosing to obey mom and dad or being kind to siblings who are being unkind to you, to making hard choices in school or with friends. Questions and discussions will vary depending on the age of your students. Tell the students that this morning they will hear about a young man who did the right thing as he obeyed God, even though he had to tell someone some very difficult news. He obeyed God even though it was very hard to do.
- What Do You Hear? (Activity).**   Bring in a tape recording of different sounds. Play the tape and ask the students to raise their hand when they know what the sound is. Call on different students to identify each sound. Get creative and have more than one tape player to play from different sides of the room. Ask the students what the sound was and where it came from. In today's Bible Adventure, tell them that they will hear about a boy who heard something very special coming from an unexpected place.
- Let's Build a Place of Honor (Craft/Activity).**   The objective is to create a place of honor, a *throne*, for someone in the class. This can be used throughout our study of the book of 1 Samuel. It can also be a place for students to sit and be honored if they are able to repeat the memory verse. You may wish to make a place on your throne where you can put a sign that includes the memory verse. Items needed: a riser (base used to elevate a chair), large chair, cardboard rolls from either carpet or upholstery to be attached around the chair as pillars, Christmas garlands, tinsel, blinking lights, water paints, a pole to be used as a scepter, crown (made from construction paper with glitter applied, no Burger King crowns), and a royal robe. BE CREATIVE and get all of the students involved. While creating the throne, talk to the students about what they think it would be like to be a king or a queen. Talk about how we honor others. Ask them about a time when they were honored.



### Book:

#### Presentation Ideas –

- Hannah Prays to the Lord (*Illustration/Coloring Page*).   1 Samuel 1:10-11, 1SM01.GF2.
- Hannah Takes Samuel to the Temple (*Illustration/Coloring Page*).   1 Samuel 1:24, 1SM01.GF3.
- Eli's Wicked Sons (*Illustration/Coloring Page*).   1 Samuel 2:12-17, 1SM01.GF4.
- The Lord Calls Samuel (*Illustration/Coloring Page*).   1 Samuel 3:1-10, 1SM01.GF5.
- The Death of Eli (*Illustration/Coloring Page*).   1 Samuel 4:14-18, 1SM01.GF6.

- Samuel the Judge (Illustration/Coloring Page).** 🦋, 🦋 1 Samuel 7:15, 1SM01.GF7.
- Samuel Lying Down (Role-play).** 🦋 Get a large appliance box. Decorate it and cut a door in it. Have a student lie in front of it as Samuel and act out the scene of God calling Samuel.
- Flannel Graph (Visual Aid).** 🦋 Use the Betty Lukens flannel graph pieces to present the Bible Adventure. There are many scenes in today's story so make sure that you prepare before hand. For the younger students it is good to have them assist in placing the felt pictures on the board.
- Illustration Overheads (Visual Aids).** 🦋, 🦋 Make overheads of the pictures and color them with transparency pens. Use them as visual aids to tell today's Bible Adventure.

### ***Bible Adventure for K – 2<sup>nd</sup> Grades –***

What do you remember about the nation of Israel? They were especially chosen by God to be His very own people. He promised that they would always be His people and He would always be their God. It sounds wonderful, doesn't it? Unfortunately, the Israelites kept taking their eyes off God and looked elsewhere for happiness and satisfaction. They disobeyed God when they refused to drive out or destroy all the people in the land God had promised them. God wanted those people gone because He knew the Israelites would copy their sinful lifestyles. But the people thought they knew better and failed to destroy their enemies and allowed them to live nearby. Before long, they had adopted all the wicked customs of those enemies. They were God's people in name only because their hearts were far from Him. They fell into a cycle of sin and rebellion. God would punish them, and they would turn from their sin. They would enjoy a brief time of peace, and then they would fall into sin again! Over the years, Israel became more and more wicked. Most of the people had given themselves over to the worship of idols. It was a time when God spoke very little to His chosen people.

It was during this dark and hopeless time that God opened up a ray of hope, and He did it through a woman named Hannah. Hannah desperately wanted a baby but was unable to have any children. She wept and grieved over her situation. She went before the Lord and prayed for a son. She promised God that if He gave her a son she would give this son back to Him to serve in the temple. God heard her prayers and gave her a son, whom she named Samuel, which means "heard of God."

Hannah kept Samuel with her until he was about three years old. Then, keeping the promise she had made to God, she brought Samuel to Eli the priest, so that he could serve the Lord for the rest of his life. What an amazing thing to do! Few of us could imagine giving up someone we love very much. But Hannah's focus was upon God, and she placed her faith in Him. She knew that God in His goodness was responsible for giving Samuel to her in the first place. With gladness in her heart she said, "So now I give him to the LORD. For his whole life he will be given over to the LORD" (1:28). Hannah continued to pray, thanking God for His faithfulness and goodness in giving her a son. The Lord continued to bless Hannah later on in life by giving her three more sons and two daughters.

As Samuel grew, so did Israel's wickedness. Even Eli the priest's two sons were greedy and out to serve only themselves. They stole meat that was to be sacrificed to the Lord and led very evil lives. Even when Eli scolded them, they refused to change their ways. Unfortunately, Eli allowed them to continue in their sin and each of them, father as well as sons, paid the price for it.

When Samuel was a teenager, he was lying in the temple one evening when he heard a voice call his name. Thinking it was Eli who had called him, Samuel ran to him and said, "Here I am." But Eli said he had not called him, so Samuel went back and lay down. Again, he heard his name called a second, then a third, time. Each time he ran back, thinking it was Eli who had called his name. By the third time, Eli understood that it was the Lord who was calling Samuel, and he told the boy to respond to Him.

The fourth time Samuel heard the voice he said, "Speak, for your servant is listening." God told Samuel of his plans for Eli and his sons. Because of Eli's unwillingness to discipline his sons for their lack of honor and respect for God, God was going to take away the priesthood from Eli's family and put a faithful priest in their place. The next morning, Eli pressed Samuel to tell him what God had told him. At first, Samuel was afraid to do this, but then he realized that it was best to tell the truth, so he told Eli everything God had spoken to him. Though it was not good news to Eli, he recognized God's right to make this judgment and said, "Let him do what is good in his eyes."

As time went by, Samuel grew closer to God and became recognized throughout Israel as the prophet of the Lord. And because he was God's prophet, everything that he said would happen came true.

As a result of Israel's sin, God allowed their enemies, the Philistines, to grow more powerful. They attacked Israel and defeated them. The Israelites brought out something very important from the temple called the ark of God. They thought this object was some sort of good luck charm that would help them win over their enemies. What they didn't understand was that the ark was a symbol of God's presence with them, but God was not with them at that time because they refused to follow His ways. The Philistines defeated them once again and stole the ark of God. In the process of battle, Eli and his two sons were killed. God had kept His word that the priesthood would be removed from Eli's family.

The Philistines thought the ark of God was a great trophy and brought it back to their country. It wasn't long before trouble followed. In every Philistine city to which they took the ark, God struck the people with terrible sores. It finally became clear to them that they should return the ark to God's people.

Samuel challenged the people of Israel to turn from their sin and destroy their idols, in order to return to worshiping God. He gathered all the people together to fast and pray and ask God's forgiveness for their sin. Samuel became their judge and leader. When the Philistines heard that Israel was gathered together, they prepared to attack them again. The Israelites heard of this and were afraid so they asked Samuel to pray to the Lord for them, that God would protect them. As Samuel prayed, the Philistines were defeated as God sent thunder to confuse them. The Israelites chased after them and the Philistines did not try to enter Israel again as long as Samuel served as God's prophet.

Samuel learned a very important truth at a young age—to honor God is the most important thing of all. Honoring the Lord means to place Him above anything else in this life. There is no thing or person on this earth that comes close to the value of God. It means to obey Him and do what is right no matter how hard it may be, just like Samuel when he told Eli that God was going to remove the priesthood from his family. Eli, though he had known the Lord much longer than Samuel, failed to learn this important lesson. By not disciplining his wicked sons, he proved that he loved and honored his sons more than he honored God. Samuel honored God, and he was allowed to play a great role in the history of Israel.

#### ***Bible Adventure for 3<sup>rd</sup> – 6<sup>th</sup> Grades –***

What do you know about the nation of Israel? They were especially chosen by God as His very own people. He made a covenant with them, that they would always be His people and He would always be their God. It sounds ideal, doesn't it? It was if everything from that point on would go smoothly--with no bumps in the road. Unfortunately, man's sinful nature made itself known very quickly, as the nation of Israel kept taking their eyes off their God and looking elsewhere for satisfaction. After God led Israel to the land He had promised them, He gave them a command to drive out or destroy all the people living there. Why such a harsh command? Because God knew the hearts of His people like He knows our hearts today--we are self-centered, always looking to please our egos and fulfill our pleasures. The people living in the Promised Land lived that kind of lifestyle, totally opposed to God's ways and laws. God knew that if His people came in contact with these godless people, it would only be a matter of time before the Israelites would be living a godless lifestyle too. Sure enough, that's just what happened. The Israelites failed to destroy their enemies and allowed them to live nearby. Before long, they had adopted all the wicked customs of those enemies. They were God's people in name only because their hearts were far from Him. They fell into a cycle of sin and rebellion, punishment by God, then repentance. Finally, God would raise up a judge to lead Israel out of their trouble. Sadly, after they were saved from their trouble and enjoyed a brief time of peace, they would fall into sin again. Each cycle saw the nation of Israel fall into greater sin and spiritual decay. Most of the people had given themselves over to the worship of idols. It was a time when God spoke little to His chosen people.

It was during this dark and hopeless time when God opened up a ray of hope, and He did it through a woman named Hannah and her husband Elkanah. Elkanah was a Levite who had two wives--Peninnah, and Hannah, whose name means "grace." Peninnah had given Elkanah children, but Hannah was barren. Each year, Elkanah, Hannah, and Peninnah would journey to Shiloh to worship the Lord at the yearly feasts. Each year Elkanah would give a double portion of food to Hannah because he loved her very much. This made Peninnah jealous, and she would make fun of Hannah because she had been unable to have any children. Hannah wept and grieved because of this.

One year, after Peninnah had mocked her again, Hannah went before the Lord in prayer and made a vow. She promised the Lord that if He gave her a son, she would give her son back to the Lord to serve Him as a Nazarite priest. God heard her prayers and answered them by giving her a son, Samuel (which means "heard of God").

Hannah kept Samuel with her until he was about three years old. Then, keeping the promise she had made to God, she brought Samuel to Eli the priest so that he could serve the Lord for the rest of his life. What an amazing thing to do! Few of us could imagine willingly giving up someone we love very much. But Hannah's focus was upon God, and she placed her faith there, knowing that God in His goodness was responsible for giving Samuel to her in the first place. With gladness in her heart she said, "So now I give him to the LORD. For his whole life he will be given over to the LORD" (1:28). Hannah continued to pray, thanking God for His faithfulness and goodness in giving her a son. The Lord continued to bless Hannah later in life by giving her three more sons and two daughters.

As Samuel grew, so did Israel's wickedness, which was mirrored in its priests. Instead of being set apart to serve God these priests were out to serve themselves, allowing their greed and lust to run their lives. Eli's two sons, Hophni and Phineas, were prime examples of this. They stole meat that was to be sacrificed to the Lord and led very immoral lives. Even when Eli scolded them they refused to change their ways. Unfortunately, Eli allowed them to continue on in their sin.

When Samuel reached his teens, he was lying in the temple one evening when he heard a voice call his name. Thinking it was Eli who had called him, Samuel ran to him and said, "Here I am." But Eli said he had not called him, so Samuel went back and lay down. Again he heard his name called a second, then a third, time; and each time he ran to Eli, thinking it was him who had called his name. By the third time, Eli understood that it was the Lord who was calling Samuel, and he told the boy to respond to Him.

The fourth time Samuel heard the voice he said, "Speak, for your servant is listening." God told Samuel of his plans for Eli and his sons. Because of Eli's unwillingness to discipline his sons for their lack of honor and respect for God, God was going to take away the priesthood from Eli's family and put a faithful priest in their place. The next morning, Eli pressed Samuel to tell him what word he had heard from the Lord. At first Samuel was afraid to do this, but then he realized that it was best to tell the truth, so he told Eli everything God had spoken to him. Though it was not good news to Eli, he recognized God's sovereign right to make this judgment and said, "Let Him do what is good in His eyes."

As time went by, Samuel grew in his relationship with the Lord and became recognized throughout Israel as the prophet of the Lord. Samuel would also serve as Israel's last judge because he honored God. And because he was God's prophet, all the words he spoke came to pass, since they were the words of God Himself. In this way, Samuel proved that he was a true prophet of God.

As a result of Israel's sin, God allowed their enemies, the Philistines, to grow in strength and to come against Israel in battle. When they were defeated by the Philistines, the Israelites brought out the ark of God, thinking it was some kind of good luck charm that would help them win over their enemies. What they didn't understand was that the ark was a symbol of God's presence, but God was not with them in battle because they refused to follow His ways. They did not carry it in faith or in obedience to Him, so the unthinkable happened. Once again, the Philistines defeated them and captured the ark of God. In the process, Eli's two sons, Hophni and Phineas, were killed. When the news reached Eli, he died in a fall that broke his neck. God had kept His word that the priesthood would be removed from Eli's family.

The Philistines, thinking that they had captured a great trophy, the ark of God, took it back to their country. It wasn't long before trouble followed. In every Philistine city to which they took the ark, God struck the people with severe boils. When they would move it to a new city, the same thing would happen. It finally became clear to them that they should return the ark to God's people. The ark ended up in the custody of the family of Abinadab until David brought it to Jerusalem when he became king of Israel.

Samuel challenged the people of Israel to repent and put away their idols, in order to return to worshiping and serving God. He gathered all Israel together at Mizpah, where they fasted and prayed and asked for God's forgiveness for their sin. Samuel judged them, serving as their leader. When the Philistines heard that the Israelites were gathered at Mizpah, they prepared to attack them again. The Israelites heard of this and were afraid. so they asked Samuel to pray to the Lord for them, that God would protect them. As

Samuel prayed, the Philistines were defeated as God sent thunder to confuse them. The Israelites pursued them, and the Philistines did not try to enter Israel again as long as Samuel served as God's prophet.

Samuel learned an important biblical truth at a very young age--to honor God is the most important thing of all. Honoring the Lord is placing Him above anyone and anything else in this life. There is no thing or no person on this earth that comes close to the value of God, so shouldn't our actions show it? When you obey and submit to Him, you show that you value and honor Him. Honoring Him means you do what is right no matter what the consequences may be, just like Samuel did when he told Eli that God was going to remove the priesthood from his family. Eli, though he had known the Lord much longer than Samuel, failed to learn this vital lesson. In failing to discipline Hophni and Phineas, Eli proved he loved his sons and honored them more than he honored God. Samuel had proven he did honor God, and God honored him by allowing him to play a great role in the history of Israel. We'll find out about it as we continue on in the book of 1 Samuel.

**Aim Questions:**

1. **What was the nation of Israel like before Samuel was born?** *It was still in rebellion against the Lord and had no national leadership.*
2. **How would you describe Hannah's faith?** *She was a woman of great faith in God because she prayed. She was also a woman of integrity because she kept her vow, or promise, to give Samuel back to the Lord.*
3. **Describe how the Lord called Samuel to Himself in 1 Samuel 3:1-14.**
4. **How did Samuel honor the Lord when Eli asked him to reveal what God had spoken to him?** *Samuel told Eli exactly what God had told him, even though he knew that Eli wouldn't like it.*
5. **What does the word "honor" mean?** *It means to value someone as very important.*
6. **Whom should we honor and why?** *We should honor the Lord because He is worthy of our obedience.*



**Look:**



**Honor vs. Dishonor (Activity/Craft).** Each student will need:  
slips of paper to write action and attitude gifts to God  
small boxes (available upon request from Children's Ministry)  
crayons or colored markers  
assorted materials for decorating boxes

Tell the students that earlier they had talked about honor as giving a special gift to someone we feel is very important. Remind them that honoring God means giving Him what is due to Him out of a heart of joy. Make up boxes and have students write and place in the box those attitudes and actions that show honor to God. Have the students place them before the throne. These include obedience to parents, teachers, and authority figures. It also includes love for God, obedience to His Word, and kind actions and speech to family, friends, and strangers. Even gifts of thanksgiving and praise are to be given to God. At the end of class, have the students take these home and give one as a gift to God each day. Explain that honoring God is a moment-by-moment activity.



**Hannah's Prayer (Activity/Coloring Page).** Each student will need:  
1SM01.GF8 Pgs. 1 & 2 copied onto white paper  
scissors  
glue

Read Hannah's prayer from the Bible (1 Samuel 2:1-10), and try to summarize what she was telling God. Keep it simple, using as few words as possible. Have students cut out the thought bubbles on 1SM01.GF8 Pg. 2, and paste them on 1SM01.GF8 Pg. 1 around Hannah. They may color the picture when it is completed.

**How Well Do You Know Samuel? (Game/Activity).** 🧩, 🦋 This is a follow-up review from the HOOK time activity. Now that you have introduced Samuel to the students, test their knowledge. Depending on the ages and abilities of your students, build on the information covered during the HOOK time and include items from the BOOK time. This could be done in teams, as a race, or all together by a teacher as a review. Assemble another "Samuel" using larger pieces. Make these yourself using butcher paper. Use the "Let's Meet Samuel" (1SM01.GF1), as a guide or make simple geometric shapes to construct your own. Combine the correct answers (written on shapes) with many other choices of incorrect answers (also written on shapes). Test their knowledge. For those students who can read, test their speed in teams against each other. For this, you will need multiple copies of the same shapes with the same words written inside.

**Fitting the Story with the Bible Verse**

**(Worksheet).** 🧩, 🦋 Give each student a worksheet (1SM01.GF9 Pg. 1) and a set of pictures to color. Use the sets of pictures on 1SM01.GF9 Pg. 2 for grades K-2 and the individual pictures from 1SM01.GF9 Pg. 3 for grades 3-6. Have students glue the pictures onto the worksheet under the appropriate part of the verse.

**(Group Activity).** 🧩, 🦋 Write the Bible verse in the middle of the whiteboard and divide it into four columns as shown on 1SM01.GF9 Pg. 1. Read the verse aloud with the students as you point to the words (or for early and non-readers, have them repeat it after you). Explain what God is telling His people:

- (1) Those who HONOR Him (Hear, Obey, kNow His Word, wOrship Him, and pRay/Revere/Respect Him...
- (2) Will be honored (heard, helped, cared for, loved) by God...
- (3) Those who despise Him (think little or nothing of, or hate)...
- (4) Will be disdained (not taken care of) by Him.

One by one, hold up each of the illustrations on 1SM01.GF9 Pg. 3 that have been enlarged, cut apart, and colored before class to remind the students about that particular part of the story. Call on a volunteer to tape the picture under the part of the verse that is depicted in that picture (i.e., picture of Hannah praying to God for a baby). Say something like, "Hannah loved God, she talked to Him about her needs and heartaches, and she trusted Him. Was Hannah honoring God or was Hannah despising God? Yes, Hannah was honoring God with her prayer."



**Honoring God Word Search (Discussion/Worksheet).** 🦋 Discuss the meaning of "honor." Read each of the words from 1SM01.GF10 aloud in class, stopping to discuss chosen words as they apply to honoring God. Ask students to find all the words in the puzzle. Inform them that words may be spelled forward or backward, up and down, or diagonally. As you rotate through the class, discuss the significance of this concept of "honor" with individual students, using the words in the puzzle.

**Honoring God Maze (Worksheet).** 🧩 Choose a few pictures from the worksheet to discuss whether they are honoring God. (For example, ask the students: Can you honor God while you are sledding?) Have them follow the pictures through the maze that show honor, 1SM01.GF11.

**Honor, Honor, and More Honor (Worksheet).** 🦋 Have students use 1SM01.GF12 to see what the Bible has to say about honoring others. Have them go to their Bibles and look up the surrounding verses to put the passages into context. Have students think about each of the verses listed and ask themselves, "What is it that God is teaching me personally in this passage?" Instruct them to write down in their own words, in the space provided, what God is saying.

**Aim Questions (Worksheet).** 🧩 Have students answer the aim questions about today's Bible Adventure, 1SM01.GF13.



**Passage Review Questions (Worksheet).** 🧩, 🦋 This booklet contains many questions from the Scripture passage covered in today's lesson. Students may work on them in class and complete them during the week at home, 1SM01.GF14.


**1 Samuel 2:30b (Memory Verse Song).**   Words and music for today's memory verse are available upon request from Children's Ministry.



---



**Took:**



**Praising God For His Faithfulness (Craft).**   Review Hannah's prayer to God as she offered her praise to Him for answered prayer in the birth of her son. Copy **1SM01.GF15** onto cardstock. Give each student a card to write words of praise that they can refer to this week. Then have them decorate their cards and attach a yarn or ribbon for hanging.



**Keeping Promises (Craft/Discussion).**  Discuss with students how Hannah made a promise to God to dedicate her son back to Him so that he could serve God his whole life. That was a very hard thing to do. We may never be called to make a sacrifice like that, but we are called every day to honor God by choosing obedience to Him. When we say we will do the right thing and then we do something else, it's like not keeping a promise. Our sinfulness causes us to act selfishly, not always obeying God. Ask students how they will obey God this week. Will they say they love God and yet disobey Him? Copy **1SM01.GF16** onto white cardstock. Give each student a card to write a simple promise to God for the coming week. This might be something as easy as picking up toys, going to bed on time, or not fighting with siblings. If time allows, these may be decorated or colored. Pray with the students that God will help them do the right things and keep their promises. Alert the parents to each student's commitment for obedience this week so that they can follow up with accountability.

**Honoring God Bookmarks (Activity).**   Each student will need:

- 1 small sticker
- 6-inch piece of yarn
- 1SM01.GF17**

You will need to cut apart the bookmarks and thread each of them with yarn before class. Place the bookmarks at the appropriate "address" in your Bible. Remind the students of today's Bible verse and that they want to honor God. Honoring God is **H**earing Him, **O**beying Him, **k**Nowing His word, **w**Orshipping Him, and **p**Raying. Tell them that God's Word is filled with ways in which they can honor Him and that each bookmark has a different verse that tells a way on it. You are going to let each of them choose a bookmark for their own Bible. Encourage the students to obey the verse on their bookmark to honor God this week. Ask the students to sit quietly as they listen for their name to be called. Instruct them to come up to you when they hear their name and choose one bookmark. Read each verse aloud to the class, then give the bookmark to the student, along with a sticker to be put on it and taken home.

**Ways to Honor God (Worksheet).**   Using **1SM01.GF18** and markers, have students color the pictures and match them with the correct word. These are ways the students can honor God throughout the week.

**Honor Your Father and Mother (Discussion/Worksheet).**   Talk to the students about how honoring others takes a conscious effort. It just doesn't happen. No matter how bad we feel we can humble ourselves and honor others. God commands us to honor Him and tells us how we can do this. One way is to be humble and think of others first. It is never a sacrifice to honor others; it is a joy. Copy **1SM01.GF19** for each student and challenge all of them to return with the completed journal to discuss during next week's HOOK time. Offer them incentives such as a special treat if they do.



**I Will Honor God Necklace (Craft).**  Each student will need:


- 36-in. piece of ribbon folded in half with a piece of tape
- 1 medium wooden round bead
- 1 large wooden square block/bead
- I WILL HONOR GOD sticker from **1SM01.GF20**  
(Use Avery Label #5160)
- colored markers
- tape




Have students use the markers to color their large wooden block. Next, have them tape the ends of the ribbon for easy threading and thread it through the large block and then the bead. Instruct them to tie a knot two inches from the taped ends and then remove the tape. Finally, have the students cut apart the words on the stickers and place them on the outside surfaces of the large block in the correct order. Encourage the students to wear their necklaces throughout the week as a reminder to honor God with their thoughts, words, and actions.


# Let's Meet Samuel

Using 1SM01.GF1 Pg. 2, cut out and assemble Samuel's body parts as shown in the example below. Your teacher will talk to you about who he was and some of the things he did.





# Hannah Prays to the Lord



# Hannah Takes Samuel to the Temple



# Eli's Wicked Sons



# The Death of Eli




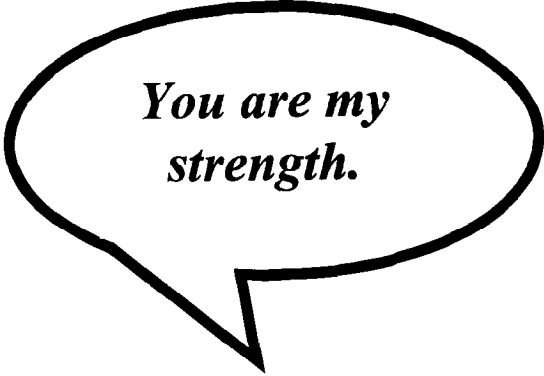
# Samuel the Judge



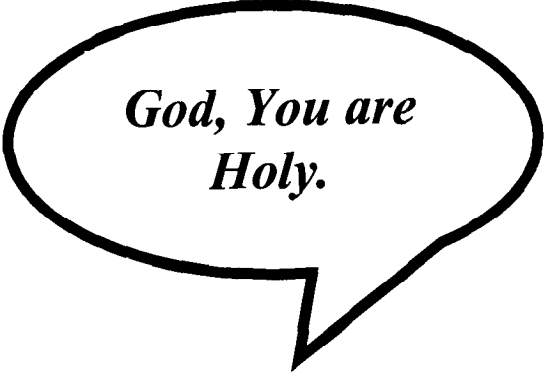
# *Hannah's Prayer*

Cut the "thought bubbles" from 1SM01.GF8 Pg. 2 and paste them all around Hannah as she offers her prayer of thanks to God. Color the picture.

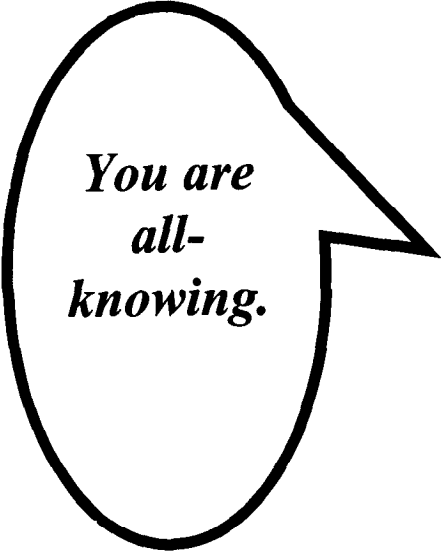





*You are my  
strength.*



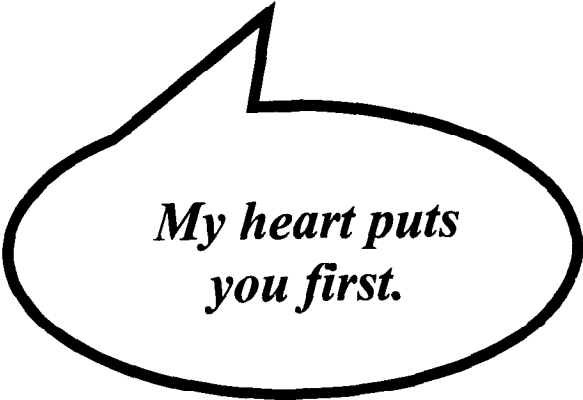
*God, You are  
Holy.*




*You are  
all-  
knowing.*



*You are  
powerful.*



*My heart puts  
you first.*



*You will judge  
the wicked.*

“Those who honor Me I will honor, those who despise Me will be disdained.”  
1 Samuel 2:30b

---

Hannah Prays to God



Hannah Has Samuel



Israel Worships Idols



Philistines Defeat Israel



Samuel Listens to God



Samuel Is Made Judge and Prophet



Eli's Sons Steal Meat



Eli's Sons Die



Hannah Takes Samuel to Eli



Hannah Has More Children



Eli Allows His Sons to Disobey



Eli Dies




Eli Dies



Hannah Prays to God



Israel Worships Idols



Hannah Takes Samuel to Eli



Samuel Listens to God



Eli's Sons Die



Eli's Sons Steal Meat



Hannah Has Samuel



Philistines Defeat Israel



Hannah Has More Children




Samuel Is Made Judge and Prophet



Eli Allows His Sons to Disobey



# Honoring God




Find the words that are listed below in the maze.  
Words may be spelled forward or backward, up and down, or diagonally.


C U L T R K W Z G K D Y N E Q  
 E Z I N G O C E R M I C V U L  
 I M P O R T A N C E S R N L B  
 S Y E S H E Y Y L P C E E A O  
 A U H C X A F F R L R S T V W  
 W I B A A I H O A P E P S G R  
 P H L M N R S A F K D E I Z R  
 O T O G I T G A N F I C L V N  
 Q B I N R S X S M N T T E A K  
 J D E A E R S G I U A R S D A  
 P C T Y T S P I E D E H I O R  
 M E E T S E T J O F Z L P R K  
 D I S D A I N Y E N Z P S N Z  
 T H B R E V E R E Q T J E U Y  
 Y R O L G M P W O R T H D Q R

<b>ADORN</b>	<b>BOW</b>	<b>DESPISE</b>	<b>DIGNIFY</b>	<b>DISCREDIT</b>
<b>DISDAIN</b>	<b>DISGRACE</b>	<b>ESTEEM</b>	<b>EXALT</b>	<b>GLORY</b>
<b>HANNAH</b>	<b>HONESTY</b>	<b>IMPORTANCE</b>	<b>LISTEN</b>	<b>OBEY</b>
<b>PREFER</b>	<b>PROSTRATE</b>	<b>RECOGNIZE</b>	<b>RESPECT</b>	<b>REVERE</b>
<b>SAMUEL</b>	<b>SUBMISSION</b>	<b>VALUE</b>	<b>WORSHIP</b>	<b>WORTH</b>

# Honoring God



## Answer Key



ADORN	BOW	DESPISE	DIGNIFY	DISCREDIT
DISDAIN	DISGRACE	ESTEEM	EXALT	GLORY
HANNAH	HONESTY	IMPORTANCE	LISTEN	OBEY
PREFER	PROSTRATE	RECOGNIZE	RESPECT	REVERE
SAMUEL	SUBMISSION	VALUE	WORSHIP	WORTH



## *Honor, Honor, and More Honor*

Where I can find it.	What God says.	How it applies to me.
Exodus 20:12	"Honor your Father and your mother, so that you may live long in the land the LORD your God is giving you."	
Proverbs 3:9	"Honor the LORD with your wealth, with the firstfruits of all your crops."	
1 Samuel 2:30	"Therefore the LORD, the God of Israel, declares: 'I promised that your house and your father's house would minister before Me forever.' But now the LORD declares: 'Far be it from me! Those who honor Me I will honor, but those who despise Me will be disdained.'"	
Proverbs 15:33	"The fear of the LORD teaches a man wisdom, and humility comes before honor."	
1 Tim. 5:17	"The elders who direct the affairs of the church well are worthy of double honor, especially those whose work is preaching and teaching."	
1 Peter 2:17	"Show proper respect to everyone: Love the brotherhood of believers, fear God, honor the king."	
Proverbs 26:1	"Like snow in summer or rain in harvest, honor is not fitting for a fool."	
Proverbs 21:21	"He who pursues righteousness and love finds life, prosperity and honor."	
Matthew 19:19	"Honor your father and mother and love your neighbor as yourself."	

# Aim Questions

Answer the following questions about today's Bible Adventure.

1. What was the nation of Israel like before Samuel was born?
2. How would you describe Hannah's faith?
3. Describe how the Lord called Samuel to Himself in 1 Samuel 3:1-14.
4. How did Samuel honor the Lord when Eli asked him to reveal what God had spoken to him?
5. What does the word "honor" mean?
6. Whom should we honor and why?

*Honoring the Lord is to place Him above anyone and anything else in this life. Are you honoring Him with your life?*

**1**  
**Samuel**  
**1 - 7**

***"Those who honor Me I will honor, but those who despise Me will be disdained." 1 Samuel 2:30b***

What did the Philistines do when they sent the ark back to the Israelites? 6:2-11

Where did the men of Kiriath Jearim take the ark of the Lord, and how long did the ark remain there? 7:1-2

What did Samuel say to Israel, and what happened at Mizpah? 7:3-11

Were the Philistines defeated? 7:13

## Passage Review Questions

### 1 Samuel Chapters 1 -7

There was a certain man from Ramathaim from the hill country of Ephraim. What was his name? 1:1

What were the names of his two wives? 1:2a

Who was the wife who had children? 1:2b

For many years, where did Elkanah go to worship and sacrifice to the Lord? 1:3

When the day came for Elkanah to worship and sacrifice, how much of the meat did he give to Hannah for the sacrifice, and why did he do this? 1:5-6

Since the Lord had closed Hannah's womb, what did Peninnah keep doing to Hannah, and why was she doing this? 1:6

Whenever Hannah would go up to the house of the Lord, what would Peninnah do to her that would make Hannah so upset that she wept and would not eat? 1:7

In her prayer, what did she make to the Lord if He would give her a son? 1:11

In the course of time, what happened to Hannah? 1:20a

What did Hannah name her son? Why? 1:20

What was Hannah going to do after Samuel had been weaned?  
1:22

When Hannah took Samuel to the house of the Lord, what did she tell Eli, and who did she present to him for lifelong service to the Lord? 1:26-27

What did Samuel do? 2:11b

Who were the wicked men there at the house of the Lord?  
What great sin did they commit? 2:12-17

What kind of clothes did Samuel wear? 2:18

Who made his clothes, and how would he get them? 2:19

How many more children did the Lord give Hannah? 2:21

Eli was told what his sons were doing to the women of Israel.  
What did Eli ask his sons? Did they listen to their father's rebuke? 2:23-25c

Who called Samuel, and how many times did he call Samuel?  
3:4-10

Who did Samuel think was calling him? Who told him who it was? 3:5-8

What instructions did Eli give to Samuel? 3:9

What did Samuel do? What did the Lord tell Samuel that He was going to do to Eli and his family? What was Samuel's reaction? 3:10-15

What happened in the morning when Eli asked Samuel about what the Lord spoke to him about? 3:16-18

Who did the Israelites go out to fight against? What happened at this battle? 4:1-2

What did the Israelite elders decide to do, and why did they do this? 4:3

When the ark arrived at the Israelite camp and the Philistines heard the uproar, what did they learn? 4:5-9

What happened in the battle with the Philistines? 4:10-11

Who was sitting on a chair by the side of the road worrying about what was happening the same day of the battle? What happened when he was told? 4:12-18

Tell the story of the Philistines and the ark of the Lord. 5:6-12

How long was the ark of the Lord in the Philistine territory?  
6:1

## Praising God For His Faithfulness

Write words of praise that you can use this week to thank Him for His faithfulness to you.

---

---

---

---

---

## Praising God For His Faithfulness

Write words of praise that you can use this week to thank Him for His faithfulness to you.

---

---

---

---

---

## Praising God For His Faithfulness

Write words of praise that you can use this week to thank Him for His faithfulness to you.

---

---

---

---

---

## Praising God For His Faithfulness

Write words of praise that you can use this week to thank Him for His faithfulness to you.

---

---

---

---

---



My promise to God this week.



My promise to God this week.



My promise to God this week.



My promise to God this week.

# Honoring God Bookmarks

<p>●</p> <p>"LIVE IN HARMONY WITH ONE ANOTHER... BE COMPAS- SIONATE AND HUMBLE."</p> <p>1 Peter 3:8</p>	<p>●</p> <p>"DEAR FRIEND, DO NOT IMITATE WHAT IS EVIL BUT WHAT IS GOOD."</p> <p>3 John 11a</p>	<p>●</p> <p>"SINCE GOD SO LOVED US, WE ALSO OUGHT TO LOVE ONE ANOTHER."</p> <p>1John 4:11</p>	<p>●</p> <p>"OFFER HOSPITA- LITY TO ONE ANOTHER WITHOUT GRUM- BLING."</p> <p>1 Peter 4:9</p>
<p>●</p> <p>"GIVE THANKS TO THE LORD FOR HIS UNFAILING LOVE."</p> <p>Psalm 107:15</p>	<p>●</p> <p>"BLESSED IS THE MAN WHO MAKES THE LORD HIS TRUST."</p> <p>Psalm 40:4</p>	<p>●</p> <p>"TRUST IN THE LORD WITH ALL YOUR HEART."</p> <p>Proverbs 3:5a</p>	<p>●</p> <p>"NOW DEVOTE YOUR HEART AND SOUL TO SEEKING THE LORD YOUR GOD."</p> <p>1 Chronicles 22:19a</p>

<p>●</p> <p>“LOVE YOUR NEIGHBOR AS YOURSELF.”</p> <p>Leviticus 19:18b</p>	<p>●</p> <p>“LOVE THE LORD YOUR GOD WITH ALL YOUR HEART AND WITH ALL YOUR SOUL AND WITH ALL YOUR STRENGTH.”</p> <p>Deuteronomy 6:5</p>	<p>●</p> <p>“HAVE NO OTHER GODS BEFORE ME.”</p> <p>Deuteronomy 5:7</p>	<p>●</p> <p>“DO NOT MISUSE THE NAME OF THE LORD YOUR GOD.”</p> <p>Deuteronomy 5:11a</p>	<p>●</p> <p>“HONOR YOUR FATHER AND YOUR MOTHER.”</p> <p>Deuteronomy 5:16a</p>
<p>●</p> <p>“DO NOT STEAL.”</p> <p>Deuteronomy 5:19</p>	<p>●</p> <p>“DO NOT GIVE FALSE TESTIMONY AGAINST YOUR NEIGHBOR.”</p> <p>Deuteronomy 5:20</p>	<p>●</p> <p>“BE CAREFUL TO DO WHAT THE LORD YOUR GOD HAS COMMANDED YOU.”</p> <p>Deuteronomy 5:32a</p>	<p>●</p> <p>“O LORD ALMIGHTY, BLESSED IS THE MAN WHO TRUSTS IN YOU.”</p> <p>Psalms 84:12</p>	<p>●</p> <p>“SPEAK, FOR YOUR SERVANT IS LISTENING.”</p> <p>1 Samuel 3:10b</p>

<p>●</p> <p>“CHILDREN, OBEY YOUR PARENTS IN THE LORD, FOR THIS IS RIGHT.”</p> <p>Ephesians 6:1</p>	<p>●</p> <p>“BE IMITATORS OF GOD, THEREFORE, AS DEARLY LOVED CHILDREN AND LIVE A LIFE OF LOVE.”</p> <p>Ephesians 5:1a</p>	<p>●</p> <p>“DO EVERYTHING WITHOUT COMPLAINING OR ARGUING.”</p> <p>Philippians 2:14</p>	<p>●</p> <p>“FORGIVE WHATEVER GRIEVANCES YOU MAY HAVE AGAINST ONE ANOTHER. FORGIVE AS THE LORD FORGAVE YOU.”</p> <p>Colossians 3:13</p>	<p>●</p> <p>“DO NOT PAY BACK WRONG FOR WRONG, BUT ALWAYS TRY TO BE KIND TO EACH OTHER AND TO EVERYONE ELSE.”</p> <p>1 Thess. 5:15</p>
<p>●</p> <p>“PURSUE RIGHTEOUSNESS, FAITH, LOVE AND PEACE.”</p> <p>2 Timothy 2:22</p>	<p>●</p> <p>“BE READY TO DO WHATEVER IS GOOD.”</p> <p>Titus 3:1b</p>	<p>●</p> <p>“THE LORD IS MY HELPER; I WILL NOT BE AFRAID.”</p> <p>Hebrews 13:6</p>	<p>●</p> <p>“DO NOT MERELY LISTEN TO THE WORD... DO WHAT IT SAYS.”</p> <p>James 1:22</p>	<p>●</p> <p>“LOVE ONE ANOTHER DEEPLY, FROM THE HEART.”</p> <p>1 Peter 1:22b</p>

# WAYS TO GOD


**H**ear Him

**O**bey Him


**K**now Him

**W**orship Him

**P**ray to Him



# WAYS TO HONOR GOD CUT-OUTS



# **This week I will honor others!**

On the calendar below, record how you have humbled yourself and honored others at the end of each day. God tells us that we are to honor our father and mother, and by doing so, we are honoring God Himself. Keep a journal this week, and be conscious about how you are being obedient to God's Word by honoring others, especially your parents.

**Monday**

**Tuesday**

**Wednesday**

**Thursday**

**Friday**

**Saturday**

**Sunday**

I	I	I	I	I	I	I	I	I	I
WILL	WILL	WILL	WILL	WILL	WILL	WILL	WILL	WILL	WILL
HONOR	HONOR	HONOR	HONOR	HONOR	HONOR	HONOR	HONOR	HONOR	HONOR
GOD	GOD	GOD	GOD	GOD	GOD	GOD	GOD	GOD	GOD

I	I	I	I	I	I	I	I	I	I
WILL	WILL	WILL	WILL	WILL	WILL	WILL	WILL	WILL	WILL
HONOR	HONOR	HONOR	HONOR	HONOR	HONOR	HONOR	HONOR	HONOR	HONOR
GOD	GOD	GOD	GOD	GOD	GOD	GOD	GOD	GOD	GOD

I	I	I	I	I	I	I	I	I	I
WILL	WILL	WILL	WILL	WILL	WILL	WILL	WILL	WILL	WILL
HONOR	HONOR	HONOR	HONOR	HONOR	HONOR	HONOR	HONOR	HONOR	HONOR
GOD	GOD	GOD	GOD	GOD	GOD	GOD	GOD	GOD	GOD

# PLAY

## Giving a gift of honor:

One way to show honor is by giving a gift. The wise men gave gifts to the Christ child as a sign of honor. Samuel honored God through his trust and obedience.

**Activity:** Pull out one small box or gift bag for each member of your family. Each person will write down on a piece of paper specific ways that they want to show God honor this week. (See the front page for ways we can honor God). Put the piece of paper in the box or gift bag. Tape a ribbon or bow onto the package, but make sure it can be opened and closed repeatedly. This will be a gift to honor God. Have each person share what their gift to God is. Throughout the week have each child look inside his present to see if he is really honoring God that way.

**Variation:** Treasure hunt: Hide the gifts throughout your living room and take turns




FAITH BIBLE CHURCH

# FAMILY FUN SHEET

10/15/2000

This is what we learned today:

- Passage** ~ 1 Samuel 1:1-7:17
- Memory Verse** ~ 1 Samuel 2:30b  
"Those who honor Me I will honor, but those who despise Me will be disdained."
- Application Points** ~
  - ◆ God honors those who honor Him.
  - ◆ Honor means to **Hear, Obey, kNow, wOrship, pRay/Revere/Respect** God.
  - ◆ Honoring God means that His people will do what



## How to use this sheet:

Our goal in Children's Ministry is to assist you in training your children in the ways of the Lord. **Family Bible Nights** are a step in that direction. Having an effective family night takes a few simple but important steps.

1. Pray that God would work in your whole family.
2. Take five minutes the night before and scan through the ideas.
3. Read from the Scripture. It is God's "change agent" in the life of your children.
4. Be flexible and prepared for interruption. Satan and the flesh will attack.
5. Have fun!

## Upcoming Events:

Fall Festival is just a few weeks away on Tuesday, October 31st. The theme is Heroes of the Faith. Come dressed as your favorite Bible character. Invite a friend!



## PRAISE

### **Samuel Listened** (tune: "Jesus Loves Me")

Samuel listened to God's word.  
In the night, God's voice he heard.  
Samuel listened and obeyed.  
Samuel listened; then he prayed.  
Yes, Samuel obeyed. (Yes, I will obey.)  
Yes, Samuel obeyed. (Yes, I will obey.)  
Yes, Samuel obeyed. (Yes, I will obey.)  
He listened and obeyed. (I'll listen and obey.)

### **Trust and Obey chorus**

Trust and obey, for there's no other way  
To be happy in Jesus, but to trust and obey.

## PASSAGE

**Daily Bible Reading:** 1 Samuel has many easy-to-follow narratives for all ages. Here is a breakdown of passages you might read throughout the week:

**Day 1:** Chapter 1

**Day 2:** Chapter 2

**Day 3:** Chapter 4

**Day 4:** Chapter 5 and/or 6

**Day 5:** Chapter 7

**Family Bible Night: 1 Samuel 3:1-21**

In the midst of all the corruption of the priesthood, stood Samuel. When he was in his teens, he was lying in the temple when he heard a voice call his name. Thinking it was Eli who had called him, Samuel ran to him and answered, "Here I am." But Eli had not called him. So Samuel went back to the temple to lie down. Again, he heard his name called a second and a third time. Each time, he went to Eli thinking it was he who had called his name. By the third time, Eli perceived that it was the Lord who was calling the boy. He advised him that when he heard his name called again, he should say, "Speak, LORD, for your servant is listening."

It happened a fourth time, but this time, Samuel responded as Eli had told him. God told Samuel of all that He was going to do to the house of Eli. Because of Eli's unwillingness to discipline his sons for their blasphemy, God was going to take away the priesthood from Eli's family and replace it with that of a faithful priest. (This most likely occurred with Zadok, the priest, some 130 years later in 1 Kings 1:7-8; 2:27, 35.) Eli resigned himself to God's sovereign judgment and said, "Let Him do what is good in His eyes."

As time passed, Samuel grew in his relationship with the Lord and became widely recognized by the nation of Israel as the prophet of the Lord. God was with him because Samuel honored the Lord. And all the words Samuel spoke came to pass since they were the words of God Himself. Thus, Samuel demonstrated without a doubt that he was in fact a true prophet of God.

## PERSONAL APPLICATION

### **God Honors Those Who Honor Him**

Samuel learned the meaning of this Biblical truth at an early age. When the Lord came and spoke to him at night and called him to Himself, Samuel learned of what God was going to do to Eli's family. The next morning, when Eli pressed Samuel to reveal what God had told him, Samuel honored the Lord by speaking the truth and doing what was right, even though it could cause great hurt for Eli. This stands in sharp contrast to Eli, who failed to honor the Lord and loved his rebellious sons more than God. This also gives us a good example of what it means to "honor God."

Honoring the Lord is to place Him above anyone and anything else in this life. No person or thing comes close to the value of God; therefore, obedience and submission to the Lord is the result of honoring the Lord. Honoring God means that His people do what is right no matter what the consequences. Samuel learned this lesson as a young boy, but Eli failed to learn this truth throughout his entire lifetime!

### **Application Questions:**

- ◆ What does it mean to honor God?
- ◆ How can we show God that there is nothing more important to us than pleasing Him?
- ◆ What are specific areas in your life that you need to show more honor?

## PRAYER

As preparation for your prayer time, ask your children what character qualities or attributes of God they see in this passage. You might need to discuss a few with them.

**Adoration:** Praise God for the attributes of God that they saw in the Bible reading. Faithfulness, justice, etc.

**Confession:** Ask for forgiveness for any ways you haven't honored God this week.

**Thanksgiving:** Thank God for His words and the way He called Samuel, as well as Samuel's example. Thank Him for anything else that comes to mind.

**Supplication:** Ask God for help in honoring Him. Pray for any areas of need in your lives.