

Materials I Need:

Key for symbols:



This symbol represents ideas that can be used for two-year-olds through kindergarten. Please remember to slow way down for two-year-olds and keep the pace moving for five-year-olds.



This symbol represents ideas that can be used for two- and three-year-olds.



This symbol represents ideas that are best used for four-year-olds through kindergarten.

Memory Verse for 2s and 3s:

1 Peter 1:3: He has given us new birth into a living hope.

Memory Verse for 4s and 5s:

1 Peter 2:13: Submit (yourselves) for the Lord's sake to every authority.



Hook:



Teacher Tip: Jesus had a proper view and attitude toward authority. In Matthew 8, Jesus is approached by a centurion recognizing and honoring Jesus' authority and telling Jesus he understands and respects authority. In Matthew 8:10, it is said of Jesus, He marveled and said, "Truly I say to you, I have not found such great faith with anyone in Israel." And in Matthew 8:13, He says, "Go your way; let it be done to you as you have believed." Take a moment and ponder this truth. Allow God the opportunity to open your eyes further to His view of authority. Consider those whom God has placed in authority over you. Pray for them that they might have God's wisdom, compassion and love for those He has entrusted to them. Maybe you need to recommit yourself to listen to, obey and respect them, even when you may not agree. That is the true test of a submissive heart. As we teach the little ones, may God teach us!



Listening and Obeying Center: (1PET02ECGF13) Provide the following for each child: sheet of white paper, 2 red hearts, 4 yellow ovals, 3 blue stars, 1 marking pen, glue stick. The children need to listen carefully as you read the instructions. Read each instruction at least two times. Be sure the children are following your instructions exactly as you give them. Read slowly. Give the children help and opportunity to finish one task before moving on to another. Give lots of encouragement along the way. Have fun!

1. Put the white sheet of paper in front of you. All the gluing and drawing will be done on this white paper.
 2. Glue 4 yellow ovals anywhere you want on the white paper.
 3. Glue the 2 red hearts on the white paper. The red hearts must be glued so they touch each other on the paper.
 4. Using the marker, draw 4 straight lines. Make the lines long and close together.
 5. Draw one jagged, zig-zaggy line somewhere on the paper. (Demonstrate a zig-zag line by "drawing" one in the air with your finger.)
 6. Glue the 3 blue stars anywhere you want on the paper.
- The design picture is finished. Look how different each of the pictures is! Each one is beautiful. See how listening and obeying the rules are good things? Display the pictures for the duration of class and then send them home with the children.


-
- "Who's Your Boss?" Center:** Choose one child in a small group to be the "boss" and give the group several items (blocks, ball, stuffed animal, etc.) to use while learning to submit to authority. An adult leader may be the first "boss" to direct the children in activities. Some suggestions include: "Tim, bounce the ball and catch it three times." "Sara, jump up and down and turn around." "Jim, build a tower using five blocks." "Matt, jump up to the light switch, touch it and crawl back." Let the "boss" give several directions before choosing someone new. "In today's Bible Adventure Peter teaches that God's people are to submit to authorities. Authorities are like bosses. They make the rules to follow at work. Your Dad might have a boss at work. Your Dad obeys the boss' rules. He is submitting to authority."
 - All Countries Have Government Leaders:** Provide a globe, sticky tacks, and small pictures of people. Show the children the different countries on the globe, represented by different colors. Have them choose cutout faces and place them on the different countries. Keep looking for places you haven't marked yet before putting more than one picture on the same country. "In today's Bible Adventure Peter tells Christians that it is God who puts leaders or authorities in charge of the different countries. Christians are to obey the leaders of the country in which they live. Are we to obey or submit to the president of the United States? What is our president's name?"
 - Home Center:** Provide a house and dolls to represent family members. While the children are playing, talk about husbands having a position of authority over their wives and children. God is honored when wives submit to their husbands' leadership and show a respectful and gentle spirit at home. That pleases God. Husbands are to treat their wives with love and respect, too. Children are to obey their parents. God is honored when other people come to visit and see how love is shown in the home. Other people want to know more about Jesus when they see husbands and wives loving each other and when they see children obeying their parents.
 - Dress-Up Area:** Provide the children with clothes depicting different jobs (doctor, nurse, teacher, mailman, etc.). "In today's Bible Adventure Peter says that a person's boss at his job is an authority over him. A person who goes to work does what his boss tells him to and has a respectful attitude toward his boss."
 - "What Do You Think These Children Are Saying?" (1PET02ECGF5)** Give each child a GF5 picture and, while he is coloring, have him think about what the children are saying. When a child comes up with an idea, write it at the bottom of the paper and have the child finish coloring his picture. Is what they are saying respectful? Are they being considerate of one another? "In today's Bible Adventure Peter writes Christians telling them to have respectful attitudes. Being respectful means letting someone else go first, playing by the rules, and not getting angry if you lose at a game."
 - Boss Hat Center:** Bring to class numerous types of occupational hats. Have the children try them on and suggest what kind of job they represent. (Fireman, sea captain, construction, artist, baseball, clown, king/queen, military, etc.). What kind of job does the child's own father do? Does he have a boss? Does his boss wear a hat? "In today's Bible Adventure Peter tells dads to submit to authority and obey their bosses with a respectful attitude."
 - Puzzles:** Place several puzzles on the floor for the children to play with. Include puzzles which have pictures of families on them and puzzles which show different types of jobs (e.g., firefighter, policeman, doctor, etc.) "In today's Bible Adventure we learn that God wants us to have a submissive or obedient attitude in our families and at work."



Book:

Presentation Ideas

- Color the **1PET02ECGF1**, **1PET02ECGF2**, **1PET02ECGF3**, and **1PET02ECGF4** pictures and glue them onto colored construction paper. Show these pictures as you tell the Bible Adventure. Save the pictures for review in future 1 Peter lessons.
- 1 Peter Lesson #2 Pennant Review Picture: (1PET02ECGF12)** Cut out the GF12 picture and attach it to the rope or string that was draped last week across the corner of the room where the story is told. Review last week's picture pennant as well as this week's.

 **Husbands Have Authority:** Introduce your own family to the children before the Bible Adventure. The husband could introduce himself and say that he has the responsibility of loving and respecting his wife and children. Have the wife say, "I submit to my husband because God gave him the authority in our home." The child can say, "I obey my mom and dad because God has given them authority over me."

 **"Here's a Happy Family" Finger Play:**

Here's a happy family	<i>(Hold up five fingers)</i>
There's a father	<i>(Wiggle the thumb)</i>
There's a mother	<i>(Wiggle the pointer finger)</i>
There's a sister	<i>(Wiggle the middle finger)</i>
There's a brother	<i>(Wiggle the ring finger)</i>
And who can this little one be?	<i>(Wiggle the pinkie finger)</i>
Why, this little one is me!	

Bible Adventure for 2s & 3s

(Show the review 1PET01ECGF2 picture.) Peter was writing a letter to the Christians who lived all around the world and who were suffering persecution from Roman soldiers because they believed in Jesus. This letter is in the New Testament and is called First Peter *(hold up one finger)*. Peter told the Christians they could have victory over suffering. *(Show the hand signal for the theme of 1 Peter.)* They already had the hope of living in heaven with Jesus. God promised to give them hope and joy even if they were being hurt and made fun of.

(Show the 1PET02ECGF1 picture.) Peter wrote the Christians telling them to submit to the authorities God had placed over them. Submit means to obey. Authorities are presidents, policemen, and parents or anyone who makes the rules for us to follow. Christians must submit to government rulers and their rules with a respectful attitude. It honors God when Christians respectfully obey the people God has placed in authority over us.

(Show the 1PET02ECGF2 picture.) Some of your dads might have a boss at their job who has authority over them. Even if your dad does not have a kind boss who is easy to work for, your dad must learn to obey him with a respectful attitude. Jesus was our example of how to do this. He trusted God to do the right thing and take Him to heaven. It honors God when your dad treats his boss with a respectful attitude.

(Show the 1PET02ECGF3 picture.) God has given husbands a position of authority over their wives. When your moms show a gentle and quiet spirit at home, this attitude is pleasing to God. Moms who put their hope in God will not be afraid about their future. It makes God happy when your moms follow the leadership of your dads at home and show respect.

(Show the 1PET02ECGF4 picture.) God puts parents in charge over children. It honors God when children obey their parents. Obeying your parents shows that you trust God and want to honor Him. We put our hope in the living God because God always does what is right and knows what is best for us. We can have victory over suffering when we obey God and our parents with good attitudes.

Prayer: Dear God, thank You for Peter who is teaching us about victory over suffering. Help me obey my parents with a good attitude because that makes You happy. In Jesus' name I pray, amen.

Bible Adventure for 4s, 5s & K

(Let a child open your Bible at the bookmark that has been placed at the 1 Peter.) Peter wrote two letters that are included in the New Testament part of our Bible. What is the name of the letter we started learning from last week? *(Have the children hold up one finger as they say "First Peter.")* The theme of 1 Peter is "Victory over Suffering." *(Have the children make a "V" with their fingers as they repeat "Victory over Suffering.")* We're going to talk a little more about suffering today.

(Show the review 1PET01ECGF2 picture.) Peter was writing a letter to Christians who lived all around the world and who were suffering persecution from Roman soldiers because they believed in Jesus. Peter wrote to remind them that, "We can have victory over suffering. God gives us hope and joy even when we are going through hard times. We have hope of living in heaven with Jesus."

(Show the review 1PET01ECGF5 picture.) Last week we learned about two births—our first birth as a baby and the new birth that happens in our spirits when we believe in Jesus. It is possible for a person to learn all about Jesus *(point to the first child)* and what He has done and still not be born in his spirit. Peter tells us the new birth helps us want to be holy like God is holy.

In this week's lesson we learn from the book of 1 Peter that Christians must submit themselves to the authorities God has put over them. Submitting means obeying. Peter says, "Submit yourselves for the

Lord's sake to every authority over you—kings and rulers, your boss, your husband, and your parents. It honors God when you obey the authorities He has put over you and when you show respect to them.”

(*Show the 1PET02ECGF1 picture.*) Peter says, “It is the job of government leaders, like kings, presidents, and governors, to make wise decisions and rules for the people living in their country. The laws should help the people who are trying to do the right thing and should punish the people who are trying to do the wrong things. Christians must obey government rulers and rules with a respectful attitude. It honors God when we do the right thing and respectfully obey the rules.”

(*Show the 1PET02ECGF2 picture.*) Peter says, “Your boss at your job is an authority over you. Even if you don't have a kind boss who is easy to work for, you must obey him with a respectful attitude. Jesus was our example of how to do this. Jesus was insulted by people when He was on earth, and He suffered beatings, but He didn't get angry and say mean things back. He trusted God to make things right and take Him to heaven. We trust God, too, when we suffer insults and harsh treatment from our bosses or other people in authority over us. It honors God when we are polite and respectful, rather than angry and mean.”

(*Show the 1PET02ECGF3 picture.*) God has given husbands a position of authority over their wives. It honors God when your moms obey the leadership of your dads at home. Moms who put their hope in God will not be afraid about their future life. When moms do the right thing and show a respectful and gentle spirit at home, God says this attitude makes them beautiful to Him. It honors God when wives obey their husbands and show respect. Peter also tells us that it honors God when husbands treat their wives with respect and love.

(*Show the 1PET02ECGF4 picture.*) God puts parents in charge over children. It honors God when you children submit yourselves to your parents and obey them. A submissive attitude shows that you trust God and want to honor Him. We put our hope in the living God because God always does what is right and knows what is best for us. We can have victory over suffering when we obey God with good attitudes.

Prayer: Dear God, thank You for Peter who is teaching us about victory over suffering. Help me obey my parents with a respectful attitude that honors You. In Jesus name I pray, amen.

Aim Questions

Aim Questions for 2s & 3s:

1. **What is the name of the book of the Bible we learned from today?** (*1 Peter*)
2. **Who does it honor when Christians submit themselves to authorities?** (*God*)
3. **Who are children to submit to, respect and obey?** (*Parents, God*)

Aim Questions for 4s & 5s:

1. **What is the name of the book of the Bible we learned from today, and what is the theme?** (*1 Peter; "Victory Over Suffering"*)
2. **Who are the people Peter says we should submit ourselves to and be respectful to?** (*Government rulers, bosses, husbands, parents*)
3. **Why is it important for Christians to submit obey authorities with a respectful attitude?** (*It honors God and shows we trust Him. Jesus showed us how to submit by His own example.*)
4. **Can Christians have obedient, respectful attitudes even when they are suffering?** (*Yes. God gives victory over suffering.*)



Look:

- Aim Questions:** Number the Aim Questions and tape them to a crown. Before a child takes a question, he must bow or kneel on one knee to show submission to authority. A leader could demonstrate a posture of submission for the children.
- Snack Suggestion:** Saying "please" and "thank you" are good ways of showing respect to the leaders who are serving today's snack.
- Transition Idea:** Bow from the waist upon entering a room. Bowing shows submission and respect to those people already in the room.
- Flag March:** Have the children get into a line to march around the room. Give the children at the beginning and at the end of the line United States flags. Sing the national anthem as you march. "Christians must submit to the country's government rulers with a respectful attitude."

-
- Respectful Attitudes: (1PET02ECGF6)** Tape some GF6 respectful and disrespectful sayings to the bottoms of the story circle chairs. After the Bible Adventure, each child pulls his words from the bottom of his chair. The teacher reads each child's paper and the class responds "yes" or "no" to the teacher's question, "Is this being respectful?" Talk about submitting or obeying with respectful attitudes to authorities who make the rules. We are to be kind to other people and listen and try to understand them. Other people should be treated as more important than ourselves.
- "Submit to Authorities" Booklet: (1PET02ECGF7 and 1PET02ECGF8)** Copy a GF7 page for each child and fold it into fourths to make a booklet. Give each child a GF8 USA flag to glue on the first page, "Boss' Rules" to glue on the second page, "Budget Rules" to glue on the third page, and "Home Rules" for the fourth page. Talk about submitting to authorities with a respectful attitude. Sing the 1 Peter 2:13 Memory Verse Song as you look at each page of the booklet.
- "Government Authorities" Activity Page: (1PET02ECGF1 and 1PET02ECGF9)** Give each child a GF1 page and talk about the president of the United States being an authority in our lives. Older children might enjoy singing the national anthem. We obey the laws of our government as long as they don't force us to sin. Give each child a set of GF9 flags to glue on their page. These are the flags of the countries of our missionaries. Our missionaries must be careful to obey the laws of that country, too. It would be interesting to talk about some of the laws of their countries that differ from ours. Sing the 1 Peter 2:13 Memory Verse Song as the children put their hands over their hearts.
- Memory Verse Review:** It is always a good idea to review past memory verses during the Hook time or while singing. This week, a second verse has been offered for the Memory Verse Song. If you feel your class can review the old and learn the new, then teach both. If your class needs more time to feel comfortable with the verse presented last week, the new verse does not need to be taught this week.
- Cheer Leading Activity:** Divide the children into two groups and have them stand across the room facing each other. Pass out a couple of pom-poms to each group. One side says a cheer while their members with the pom-poms jump up and down. The second group repeats it the same way. Change the people with the pom-poms regularly so that everyone gets a turn as a cheerleader. A cheer might be:
"We can submit, yes we do, we can submit, how about you?"
Other cheers: We show respect, we do obey, we are polite, we have victory.
- Obey Finger Play:**
Can you do what I do? Listen and obey.
Wave your hands, stamp your feet,
Push the clouds away.
Jump once, then clap twice
Point to something gray.
Now, listen closely and say what I say:
I can do the things I'm told.
I can obey!
- Bean Bag Games:** "We will each get our own bean bag to play with, but the first thing to know is that you must submit to and obey my signal. When it is time to stop one activity and move on to the next, I will clap my hands two times (or drum beat, whistle, flick light, etc.). When you get this signal, you are to freeze. Stop right where you are. Listen closely to your next instruction without moving. You are showing respect when you listen and don't move." (Gently but firmly take the bean bag from any child who is not obeying.) Hand out the bean bags and try some of the following ideas: Put the bean bag on the floor and jump forward and backward over it. Hop all the way around it. Make a bridge over your bean bag with your body. Make a different bridge. Stand up and pick up your bean bag. Put it between your feet and jump forward without losing it. Walk with it between your knees. Toss the bean bag in the air without touching the ceiling and catch it. Toss the bean bag from one hand to the other. Pass the bean bag from one hand to the other behind your back. Practice some of the ideas that were tried today. Thank the children for being respectful and listening to your signal to stop on time.

Songs:

1 Peter 1:3 Memory Verse Song (tune: "Frere Jacques")

He has gi-ven us new birth
Into a living hope, into a living hope.
Fi-irst Peter one, three. Fi-irst Peter one, three.
Vic-to-ry! Vic-to-ry!

1 Peter 2:13 Memory Verse Song (tune: "Good News! Chariots Are Coming")

Submit (echo) for the Lord's sake
Submit (echo) for the Lord's sake
Submit (echo) for the Lord's sake
First Peter two, thirteen.

Respect (echo) au-tho-ri-ty
Respect (echo) au-tho-ri-ty
Respect (echo) au-tho-ri-ty
First Peter two, thirteen.

He's Got the Whole World

He's got the whole world in His hands. (Make large circle with arms)

He's got the whole world in His hands.

He's got the whole world in His hands.

He's got the whole world in His hands.

2. He's got the little, bitty baby in His hands. (Show small amount with finger and thumb)

3. He puts the president and king in authority. (Make crown over head)

4. He puts the daddies and the mommies in authority.

5. He's got everybody here in His hands. (Sweep room with arm)

6. He's got the whole world in His hands. (Make large circle with arms)




Took:


"Submit With a Smile!" Balloon People: (1PET02ECGF10) Balloons can be a choking hazard for young children. Have the balloons blown up before class and be careful to pick up any broken balloon pieces to avoid the children being around rubber bits and pieces. Give each child a GF10 pair of feet cut from poster board. Allow him to choose a color of balloon he likes and slide the tied end of the balloon into the slit and tape the slit shut. Have the child draw two eyes, a nose and a smiling mouth on the side of the balloon facing the toes. Color the toenails. Ask the children why their person is smiling. It is because Christians obey people in authority with a happy attitude.

Helping Hands: (1PET02ECGF11) Have each child trace around one of his hands. Use that pattern to cut out several copies of that hand. Provide the children with magazines (or use the GF11 pictures) and have them cut out pictures of activities their parents might ask them to do (e.g., clean rooms, pick up toys, make bed, help in the yard, etc.). Then have the children glue one or more of these pictures onto the hands. "When your parents ask you to pick up your toys (help in the yard, make your bed), you can obey and submit to them with a good attitude because this will honor God."


Preschool Page for Parents: (1PET02ECPPP) Send a page home with each child, encouraging parents to reinforce the Bible truths at home. Spend a few minutes before the children go home creatively reviewing the song and Memory Verse.



Christians must submit to government rulers and rules with a respectful attitude.




Christians must be polite to their bosses even if the boss is not kind.



It honors God when wives submit to their husbands with a respectful attitude.



It honors God when children obey their parents with a respectful attitude.




What do you think these children are saying?

Cut apart the following phrases and tape each paper strip to the bottom of a child's chair.


Respectful words show you want to listen and understand.	Disrespectful words show you don't care.
I will listen to you.	Shame on you!
Quiet voice.	Yelling!
Quiet actions.	Hitting
Finish the job.	I don't want to!
Do your best work.	Don't tell me what to do!

2.

Christians must be polite to their bosses even if the boss is not kind.



Submit to Government Authorities

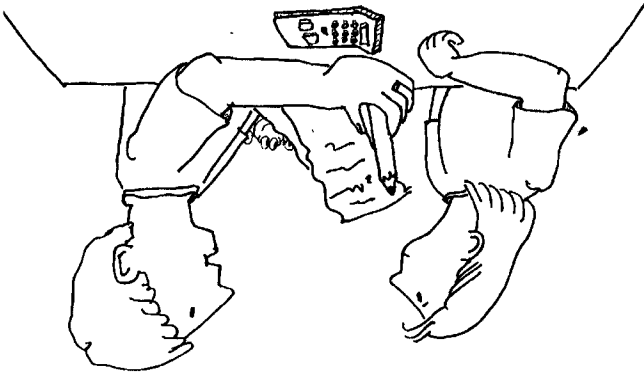


Submit yourselves for the Lord's sake to every authority. 1 Peter 2:13

1.



3.

It honors God when wives submit to their husbands with a respectful attitude.







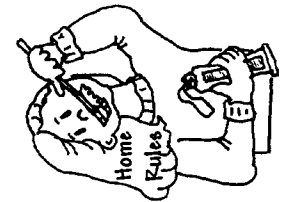








It honors God when children obey their parents with a respectful attitude.

4.



Pictures to glue on the
1PET02ECGF7 booklet






United States of America



Venezuela



Zambia, Africa



Czech Republic



Washington State



United States of America




Venezuela



Zambia, Africa



Czech Republic



Washington State



United States of America




Venezuela



Zambia, Africa



Czech Republic



Washington State




United States of America




Venezuela



Zambia, Africa



Czech Republic



Washington State




United States of America



Venezuela



Zambia, Africa



Czech Republic



Washington State



United States of America



Venezuela



Zambia, Africa



Czech Republic



Washington State



United States of America



Venezuela



Zambia, Africa



Czech Republic



Washington State






Directions:

Cut feet pattern from cardboard.
Attach the blown-up balloon in
the slit. Repeat the Memory Verse
as you gently move the feet
from place to place.

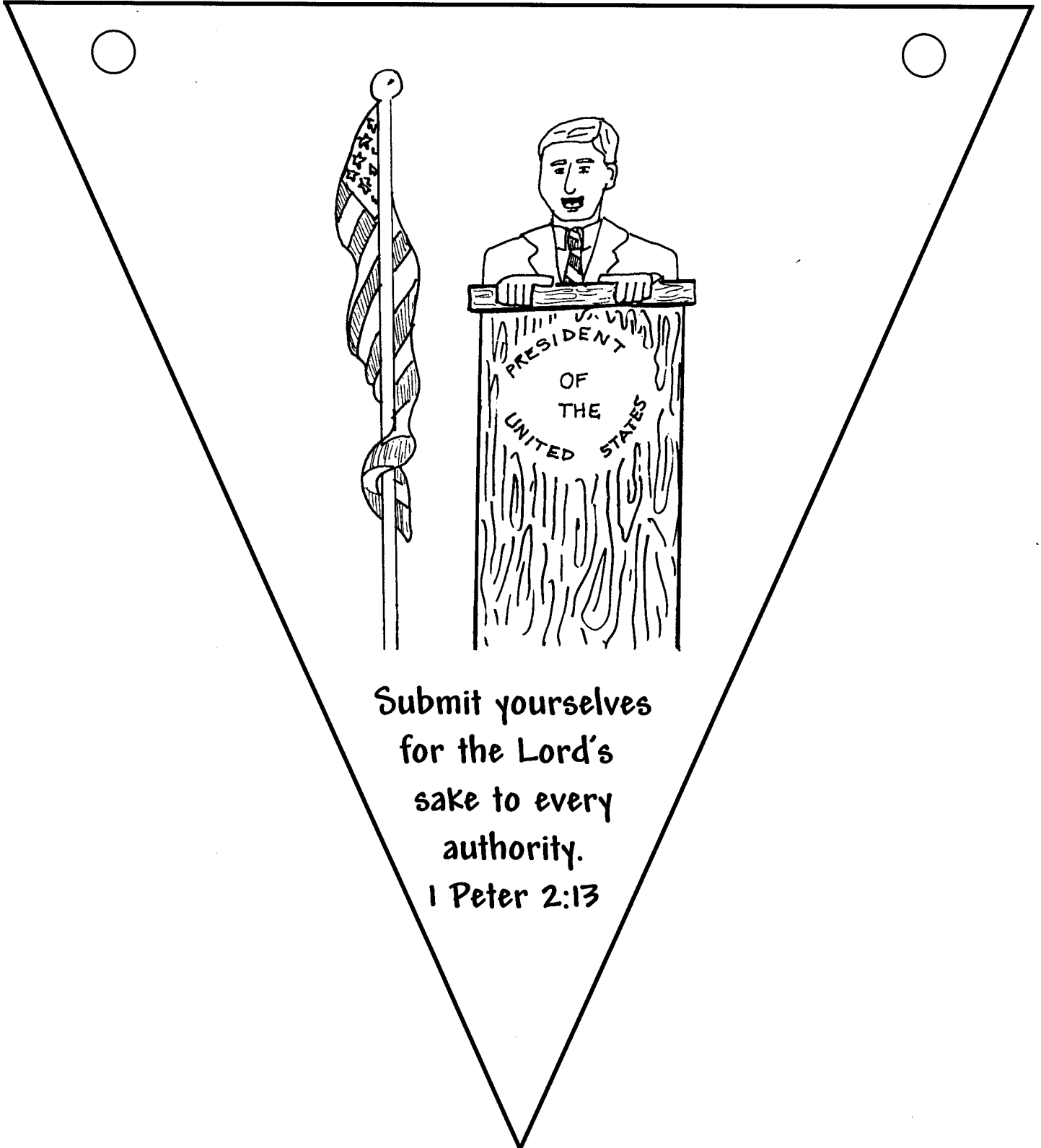
← Slit for balloon

Submit with a smile!

**Submit...to every authority.
1 Peter 2:13**





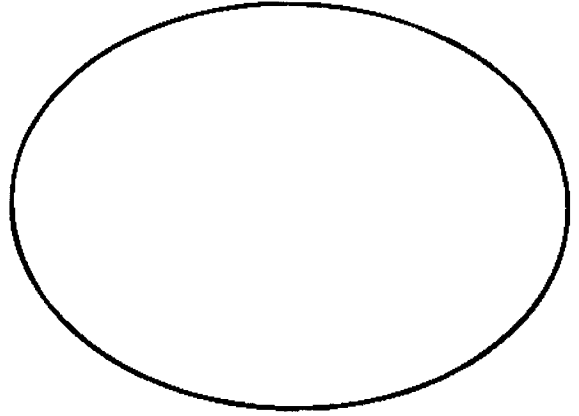
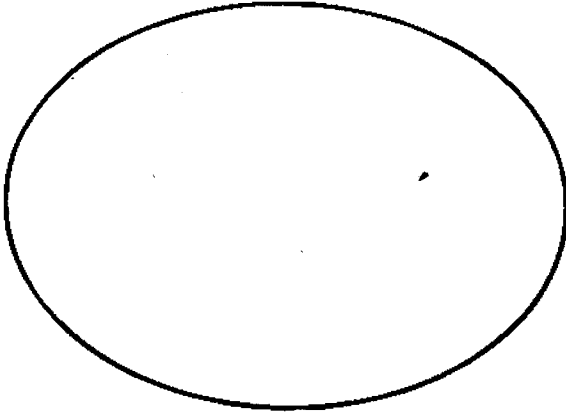


1 Peter Lesson 2 Pennant Picture



Submit yourselves
for the Lord's
sake to every
authority.
1 Peter 2:13

Hook "Listening and Obeying" Center






This is what I learned today!

Today we learned that it honors God when Christians submit to authorities that He has placed over them. Submit means to obey. Christians are to obey government rulers and their rules with a respectful attitude. Dads are to submit to their bosses even when they may not be kind. Wives are to submit to their husbands and show respect. It honors God when husbands and wives are considerate of each other. Children are to submit to their parents and obey them. It shows that we trust God and want to honor Him. We can have victory in our attitudes when we submit ourselves to God.

1 Peter Memory Verse
Submit (yourselves) for the
Lord's sake to every authority.
1 Peter 2:13

Submit to Authority



Show your child a picture of the president of the United States from the newspaper. Talk about God giving each government ruler authority and how Christians must obey the law with a respectful attitude. To emphasize this 1 Peter teaching, sing "He's Got the Whole World" with the regular words first, then with the following words:

He puts the government rulers in authority.
He puts the government rulers in authority.
He puts the government rulers in authority.
He's got the whole world in His hands.

Other verses:

He puts the daddies and the mommies in authority...
He puts the bosses on the job in authority.


Show the pictures on the back side of this page as you sing the different verses.

1 Peter 2:13 Memory Verse Song
(tune: "Good News! Chariots Are Coming") *


Submit (echo) for the Lord's sake.
Submit (echo) for the Lord's sake.
Submit (echo) for the Lord's sake.
First Peter two, thirteen.

Respect (echo) au-thor-i-ty.
Respect (echo) au-thor-i-ty.
Respect (echo) au-thor-i-ty.
First Peter two, thirteen.

* For tunes to songs, ask about the preschool tape.




God puts government as an authority over people who live in that country.




Bosses are authorities over employees.

Christians must have an attitude of respect for those in authority over them.



Husbands are authorities over wives.



Parents are authorities over children.