

**Materials I Need:**








**Legend:**


-  = Option 1, Appropriate for 1<sup>st</sup> – 2<sup>nd</sup> Grade
-  = Option 2, Appropriate for 3<sup>rd</sup> – 6<sup>th</sup> Grade


**Focus and Memory Verse:**

“Above all else, guard your heart, for it is the wellspring of life.” Proverbs 4:23

**Hook:**

- Disobedience Results In Punishment (Discussion).** ,  Start a discussion with your students, asking them if they have ever disobeyed their parents. Allow them to talk about what they have done against their parents' instructions and what the consequences were for that disobedience. In your discussion, cover some of the reasons we are tempted to disobey (selfish desires, pride, peer pressure, pleasure seeking, etc.). Tell them that this morning they will hear about someone who had been blessed abundantly by God but compromised his obedience and suffered the consequences.
- Lifestyles of the Rich and Famous (Discussion).** ,  Ask the students to imagine that they are the richest people in the entire world! Bring in pictures, articles, magazines, etc., to use as you talk about the lifestyles of the richest people on earth. What kind of houses do they live in? What kind of cars do they drive? How do they spend their money? Everything we own belongs to God because He provided it for us. If you had as much money as some of these people had, do you think it would be easier or more difficult to be devoted to God? Do you think that wealth and material possessions could take your attention away from God?
- If I Were A Rich Man (Discussion).** ,  As the students arrive, have several huge stacks of cash on the table. You can make the appearance of a lot of money by cutting slips of white paper the same size as regular currency, and put a real bill on top with a rubber band to hold the stack together. You may also want to have a large pile of gold-colored coins on the table as well. Ask the students to imagine that they had more money than anyone else did in the world. What would they do with it? Allow them a few minutes to ponder how their life would be different, and then ask them some questions. Where would they live? What would they do each day? What would they buy with all that cash? Tell them that this morning they will hear about one of the richest men who lived. People would come from all over just to see for themselves that he was actually as rich as people said he was.
- Follow the Leader: Avoid Distractions (Activity).**  Line the students up and have them follow the teacher around the class. Make very clear instructions to stay in line as they follow. Those who do will receive a reward. Have other teachers stand around the room. As the students come by, have the teachers offer stickers, small pieces of candy, or some other tempting tidbit. Those students who stay in line the whole time will get a better piece of candy. Discuss with the students the various ways they were tempted, and tell them that Solomon was tempted too and failed the temptation. There are consequences to our sins when we give in to temptation. What are some of them?

 **Who is the Best Person? (Activity/Discussion).** 🦋, 🦋 Trace the shape of a student onto a large piece of butcher paper. This will be the outline for the “best person.” Ask the students what they think makes a person great or “best.” Who do they think is the best person? Are they strong, smart, and good-looking? King Solomon was the king who did the most for Israel, but he also allowed his heart to be turned away from God. What may look like the best on the outside does not always make the best on the inside. Solomon started well but did not finish well.

 **Satisfaction Disguised (Activity).** 🦋, 🦋 Bring in two wrapped packages. One package is to be beautifully wrapped with fancy paper and a big ribbon. The other package should look rather tattered and shabby. Use some plain old paper, newspaper, or no paper, and tie it with string rather than ribbon. The box could be slightly damaged or dirty. Inside this package will be something very desirable to the students (i.e., candy or other treats). Inside the beautiful package, put something that the students would think was yucky (dirty socks, an old shoe, a dog bone, or an empty package of cookies). In today's Bible Adventure, they will learn that sometimes the things which look to be the most satisfying can be deceiving and those things that satisfy us the most don't always appear that way.





### **Book:**

#### **Presentation Ideas -**

 **Solomon Views His Wealth (Illustration/Coloring Page).** 🦋, 🦋 1 Kings 9:23-25, 1KG03.GF1.

 **The Queen of Sheba Brings Gifts to Solomon (Illustration/Coloring Page).** 🦋, 🦋 1 Kings 10:1-2, 1KG03.GF2.

 **The Arrival of the Queen of Sheba (Role-Play).** 🦋, 🦋 Be sure that the queen makes a very grand entrance before King Solomon, who should be royally perched upon a very impressive throne. The queen should be bringing multitudes of gifts, including a large amount of gold and spices.

 **Distractions (Activity).** 🦋, 🦋 Can the students keep their focus on the teacher amidst distractions? Use this at the beginning of your Bible Adventure presentation to show how difficult it is to stay intent on what the teacher is saying when there are other teachers doing things around you which take your attention away from the main teacher. Solomon's wives caused him to take his focus off God and redirect it to idols. It was so slow and subtle he didn't even notice.

#### **Bible Adventure –**

Things were going well for King Solomon. He had asked God for great wisdom and been given it. He was able to do things his father David could not. He had not only built a huge, beautiful palace to live in, but had been given the privilege of building the new temple, or house, built in God's name.

After Solomon had finished building the temple and the palace, God appeared to him for the second time in his life. He told Solomon that, just as the king had asked, God's eyes and heart would be with Israel. What a wonderful promise! God's attention and love would always be on His people. However, God placed a condition on this promise—Solomon was to walk in obedience to God's commands. What would happen if Solomon or his sons did not follow God's ways? God gave the king a stern warning that if they turned away from Him and followed other gods: “Then I will cut off Israel from the land I have given them and will reject this temple I have consecrated for my Name. Israel will then become a byword and an object of ridicule among all peoples. And though this temple is now imposing [grand], all who pass by will be appalled and will scoff and say, ‘Why has the LORD done such a thing to this land and to this temple?’” (1 Kings 9:7,8). That's a warning that would make you sit up and take notice, isn't it? God would take His people out of the land He had given them, and their beautiful temple would somehow be destroyed. God's message to Solomon was very clear. If he kept his heart right before God and obeyed Him, Solomon would enjoy God's blessings. If he disobeyed and turned away, Solomon would be punished.

Did Solomon remember God's words and remain true to Him? For a time, it seemed that he did. Having finished the temple and the palace, he turned his attention to doing business with the other nations of the world, including King Hiram of Tyre. Solomon made special trade agreements with Hiram in order to keep peace with his neighbor to the north. He traded with all the nations on his borders to keep peace with them. Hiram helped him build a fleet of ships so that he could trade with countries along the Mediterranean Sea and the Indian Ocean. He traded with nations as far away as India, maybe even Malaysia. Israel was in the perfect place for Solomon to be involved in trade—right along the major trade routes into Africa, Asia and Europe. Through all this trade Solomon's wealth grew and grew.

Solomon continued to walk with the Lord and God blessed him. He sacrificed three times a year at the temple. Solomon's love for God, the wisdom God had given him, and the wealth he was gaining made him famous. One person who heard about him was the queen of Sheba, who ruled a rich kingdom on the southern tip of Arabia. She wanted to see for herself if all she had heard about Solomon's wisdom and riches was true. It's also possible that she hoped to begin trading with Solomon's country. The queen did not come to Solomon empty-handed. She brought with her "120 talents [about 4.5 tons] of gold, large quantities of spices, and precious stones. Never again were so many spices brought in as those the queen of Sheba gave to King Solomon" (1 Kings 10:10). She asked Solomon a lot of very hard questions, but he was able to answer all of them, thanks to the deep wisdom God had given him. When she heard his wise answers and saw the incredible wealth God had given him, she was speechless. She gave credit to the Lord for making a man as wise as Solomon and for raising him up to be king over Israel.

After the queen of Sheba returned to her home, rulers from all over the world came to see Solomon, to hear his wisdom, and to bring gifts. Solomon's wealth continued to grow as he traded with all these countries. But something else was growing too—the number of Solomon's wives. Not only did he have his Egyptian wife, but he married women from the nations with which God had commanded his people never to marry. Believe it or not, Solomon ended up with seven hundred wives and princesses, and another three hundred women he kept nearby. Because Solomon loved these women, as he got older, they began to turn his heart away from the true God to the false gods these women worshiped. "His heart was not fully devoted to the LORD his God, as the heart of David his father had been" (1 Kings 11:4). Solomon built altars to these foreign gods. He built an altar to Ashtoreth, the goddess of nature worshiped by Hiram and the people of Tyre. He built an altar to Molech, a god of the Ammonites. Worship of Molech involved horrible things such as the sacrifice of children by throwing them into the fire.

What do you suppose God thought of Solomon's actions? He was more than displeased—He was angry with Solomon because the king's heart had turned away from Him (11:9). God had commanded Solomon not to follow other gods, and Solomon had not kept the Lord's command. He promised Solomon that the kingdom of Israel would be stripped away from his family. God promised that Jeroboam, one of Solomon's servants, would rule ten tribes of Israel after the king died. For the rest of Solomon's life, God raised up enemies to fight against him. Solomon paid the price for not being faithful to the one and only true God.

The journey that Solomon took from loving God and being totally obedient to Him to turning his back on God and worshiping false gods didn't happen all at once—it was a process. First Solomon enjoyed the wealth and wisdom God gave him, then he got pleasure from the attention these things got for him. Finally, he allowed the love he felt for his wives to pull him away from the God who had done everything for him. Somehow, Solomon thought he could follow God and false gods at the same time, but this was impossible. God wants us to obey Him and follow Him alone. Our hearts will always pursue the things or people we think will bring us satisfaction. For a time Solomon thought that wealth and the love of beautiful women would give him that satisfaction. If Solomon, the wisest man ever to live, could be turned from the Lord by riches and physical pleasure, then which one of us would not be affected by such things? We must pursue our relationship with God with all that is in us, and humbly ask God to help us love Him alone. Don't listen to the promises that sin says will bring you satisfaction. Only the God who created you can do that.

**Aim Questions:**

1. **Who did God bless with great riches?** *Solomon.*
2. **Who visited Solomon because of his wealth and wisdom?** *The queen of Sheba.*
3. **What happened because Solomon had so many wives?** *He began to worship idols.*
4. **What was the Lord's reaction?** *He was very angry and promised to punish Solomon.*
5. **How did the Lord punish Solomon?** *He raised up enemies and promised to take away Solomon's kingdom.*
6. **In what areas of your life are following selfish pleasure rather than God?**
7. **How can you continue to pursue God and show your love for Him?**



**Look:**



**Remain Loyal to the Lord (Word Search Puzzle).** 🦋, 🦋 Complete the puzzle using words indicating loyalty, **1KG03.GF3.**



**The Wellspring of Life (Crossword Puzzle).** 🦋, 🦋 Have students solve the crossword puzzle to discover today's memory verse. *Answers: Across: 1. all; 3. heart; 6. your; 7. wellspring; Down: 2. life; 4. above; 5. guard, 1KG03.GF4.*



**Loving God with My Whole Heart (Worksheet).** 🦋, 🦋 Using **1KG03.GF5 Pg. 1**, have students look up the verses and unscramble the words inside each of the hearts which describe our loyalty to the Lord. Answer key: **1KG03.GF5 Pg. 2.**



**Deuteronomy 6:5 Paperweight (Craft).** 🦋, 🦋 Make heart-shaped paperweights using salt dough or clay this week. Etch into the surface, or write, "Deuteronomy 6:5" on the face of the heart. These could remain in the classroom until next week when they could be painted. Encourage the students to use them on their desks to remind them where the devotion of their hearts belongs.



**The Best Thing to Fill a Kid (Activity).** 🦋, 🦋 You will need a very large piece of cardboard from an appliance store. Have one of the students lie down on the cardboard and trace him or her. Have students write in the cardboard shape those things that are really fun to do, have, or eat. Also have them write those things that are satisfying. Discuss with the students which of the things are really satisfying. What does God have to say about those things that are truly satisfying? Have the students listen to find out what kinds of satisfaction Solomon pursued and how it affected him.



**What Does Your Heart Contain? (Craft).** 🦋, 🦋 As students make their heart crafts, discuss what type of thing should go into a God-seeking heart. Encourage the students to make the pure choices. Each student will need:

an instruction sheet, **1KG03.GF6 Pg. 1**  
a heart from **1KG03.GF6 Pg. 2** copied onto red paper  
**1KG03.GF6 Pg. 3** copied onto white paper  
coloring crayons or markers  
ribbon  
scissors


|         |
|---------|
| stapler |
| glue    |



**Aim Questions (Worksheet).** 🦋 Have students answer the aim questions about today's Bible Adventure, **1KG03.GF7.**



**Passage Review Questions (Worksheet).** 🦋 This booklet contains many questions from the Scripture passage covered in today's lesson. Students may work on them in class and complete them during the week at home, **1KG03.GF8.**

-  **The Depths of Disobedience (Worksheet).** 🍌, 🦋 Have students read Deuteronomy 17 and circle those things that Solomon did which God told him not to do. Though Solomon started off well, and God was pleased, he allowed his heart to be turned away to foreign gods by material things, **1KG03.GF9.** *Answers:*

*Do not multiply horses - Deuteronomy 17:16; 1 Kings 4:26 10:26*

*Do not multiply wives - Deuteronomy 17:17; 1 Kings 11:3-4*


*Do not multiply gold and silver for oneself - Deuteronomy 17:17; 1 Kings 10:21,23-24*

*He was also to follow the commandments like everyone else - Deuteronomy 17:20, Nehemiah 13:25-26, 1 Kings 11:9-11*


---





### Took:


-  **My Daily Devotion to God (Craft).** 🍌, 🦋 Each student will need:  
heart shapes from **1KG03.GF10 Pg. 1** copied onto red cardstock  
heart shapes from **1KG03.GF10 Pg. 2** duplex-copied onto white paper (2 sets)  
scissors  
stapler


Have students assemble the heart-shaped booklet by inserting the white heart-shaped pages inside the red heart-shaped covers and stapling them together. Encourage the students to write something each day this next week which demonstrates their devotion to God, **1KG03.GF10.**

-  **Adjusting Our Attitudes (Discussion).** 🦋 Solomon fell because he allowed God's gifts to dominate his affections. He looked to God as the provider of wealth and fame. He lost sight of who God really was and his own role as an obedient servant of God. We too can easily fall into the same attitude that we deserve the blessings of God, or that we have brought these blessings upon ourselves because of something we have done. Ask the students what their view of God is. Is He simply the eternal provider of "stuff," or is He the merciful, powerful creator of the universe and all within it? Does He have the authority to provide and withdraw blessings from us? Can He punish us at times for our disobedience? What is our attitude toward God, and does it need adjusting?


-  **Devotion Drill (Activity).** 🍌, 🦋 Prior to coming to class, cut out heart-shaped pieces of paper, and write words you have taken from Bible verses that talk about our obedience, devotion, or commitment to the Lord. Place the hearts on the floor or table in the center of the room. Make note of the verses where you found these words. Be sure that the translation you used will be the same one the majority of your students will have in class. Draw a large heart on the whiteboard in the front of the class and write the Bible verse from this morning (Proverbs 4:23) inside. Have the students be ready with their Bibles. The teacher will call out a verse, and the students try to find and read the verse as quickly as possible. They must find the heart that has the word on it, which was taken from that verse, and grab it before anyone else does. The teacher can then write that student's name on the back side of the heart and tape it up on the board. The student who gets the most hearts is the winner and should be rewarded with something heart-shaped (candy, stickers, keychain, etc.).

-  **Rotten on the Inside (Discussion.)** 🍌, 🦋 The day before your lesson, drop a couple of apples on the floor to slightly bruise them. Do it so that one of the apples still looks okay on the outside and the other is clearly bruised. At the end of class, show the students that disobedience sometimes has obvious and terrible consequences just like the heavily bruised apple. Ask students what kinds of obvious consequences they can receive for disobedience. Then show them the apple that looks okay but that is rotten on the inside. Cut the apple open so that they can see the rotten part of the apple. Just like this apple, sometimes the consequences don't look so bad on the outside but they affect us on the inside. Ask them what kinds of consequences hurt us on the inside even though the outside looks okay. Explain that eventually all consequences show up on the outside.

 **Results of Disobedience (Object Lesson).** 🦋, 🦋 Take a six-to-ten cup bowl and fill it half way with water. Put a clean sponge in the water and let it float. Bring in a small bottle of food coloring, and while the students are watching, put 10 to 15 drops of food coloring on the floating sponge. The sponge will absorb the food coloring at first. Stir the sponge around with a spoon and watch the color of the water begin to change. **Debrief:** Disobedience is a stain just like the food coloring. It makes us impure before God and deserving of His wrath. God was angry with Solomon and promised to punish him. But that was not all. The people were also affected by Solomon's sin and followed it with him. Our disobedience affects us and it affects those around us. How does your sin affect those around you? What should you do about disobedience this week in light of the results of sin?

 **Lured Away From God (Discussion).** 🦋, 🦋 Just like wise old Solomon, we too can be lured away from God by things and people all around us. Talk about some of those things that can consume our time, attract our attention, distract us, or lure our devotion away from God. How do these work, and what can we do to protect ourselves against the trap? End in a time of prayer, seeking protection from God for those very things that might pull our hearts away from Him.

# Solomon Views His Wealth



# The Queen of Sheba Brings Gifts to Solomon



# Remain Loyal to the Lord

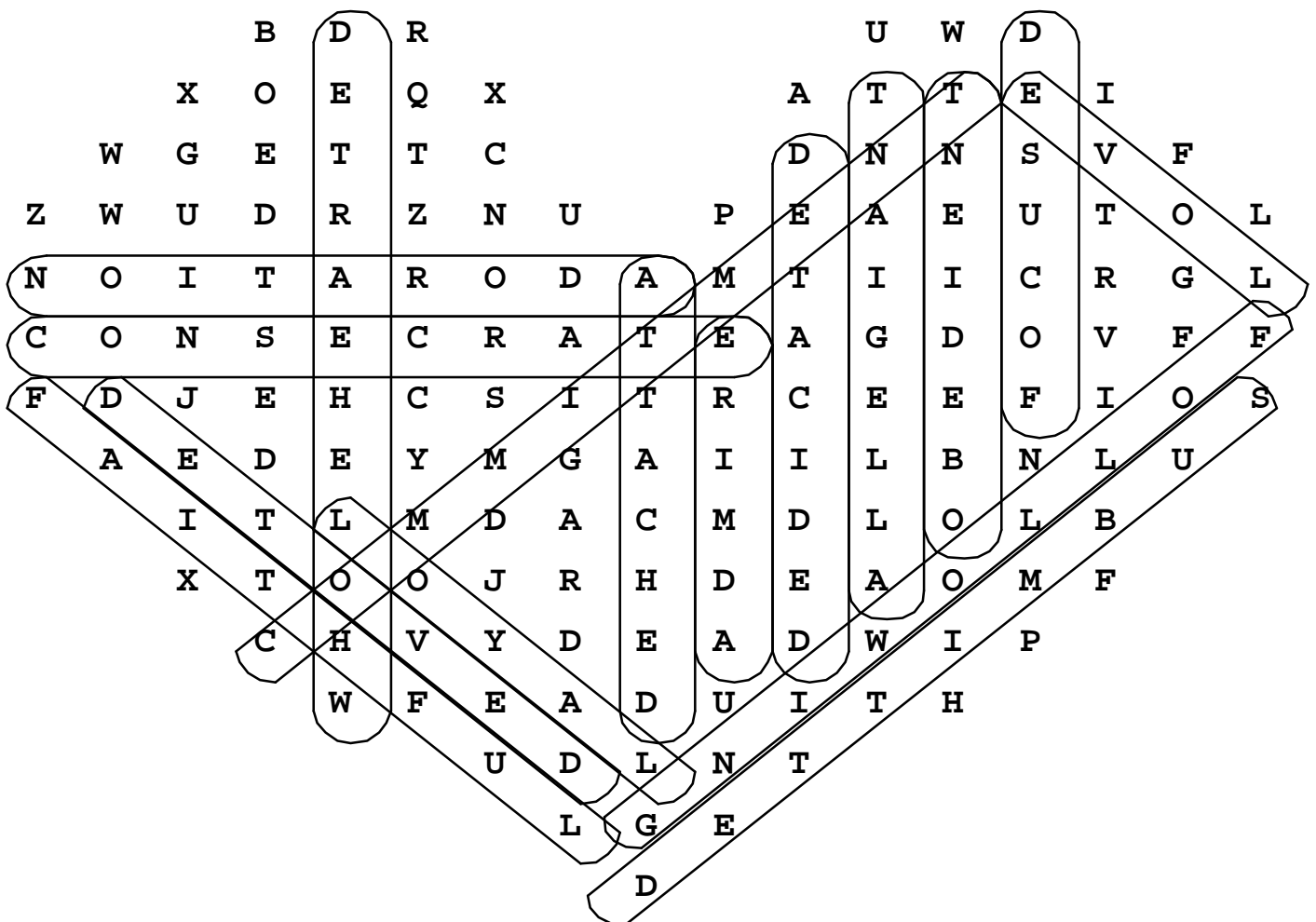
There are 16 words inside the heart which describe our loyalty to the Lord. Can you find all of them? As you find them, circle them and list them below. Compare your answers with those that the teacher has on the answer sheet.

B D R U W D  
X O E Q X A T T E I  
W G E T T C D N N S V F  
Z W U D R Z N U P E A E U T O L  
N O I T A R O D A M T I I C R G L  
C O N S E C R A T E A G D O V F F  
F D J E H C S I T R C E E F I O S  
A E D E Y M G A I I L B N L U  
I T L M D A C M D L O L B  
X T O O J R H D E A O M F  
C H V Y D E A D W I P  
W F E A D U I T H  
U D L N T  
L G E  
D

# Remain Loyal to the Lord

## Teacher's Answer Key

There are 16 words inside the heart which describe our loyalty to the Lord. Can you find all of them? As you find them, circle them and list them below. Compare your answers with those that the teacher has on the answer sheet.



Admire  
Adoration  
Allegiant  
Attached

Commitment  
Consecrate  
Dedicated


Faithful  
Focused  
Following  
Love

Loyal  
Obedient  
Submitted  
Wholehearted




# Loving God with My Whole Heart

Look up the verses listed. Unscramble the words below the heart and write them correctly inside the heart. Use an NIV Bible.



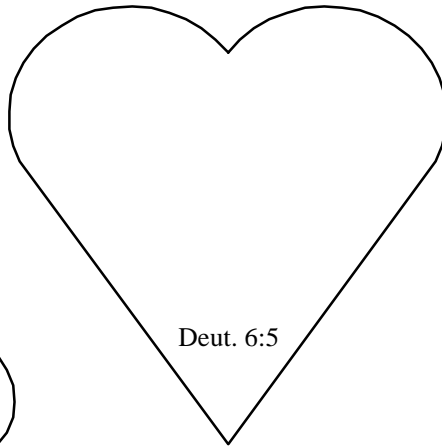
Jude 21

VEOL




Deut. 5:32

MEDONECDM



Deut. 6:5

TERHA LOUS DAN GENSTRTH




Deut. 4:40




Deut. 5:7

ON HERTO DOGS



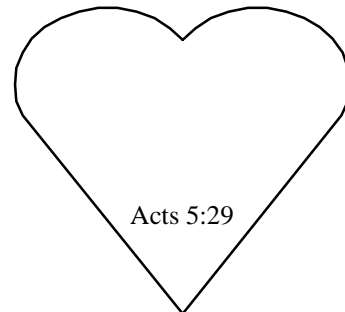
1 Thess.2:12

EIVL RYTHOW



1 Thess.2:12

LOWEHTEHAR VEDOITON  
NAD A LIWILNG DIMN




Acts 5:29

YEBO

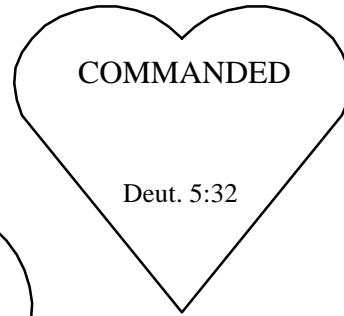
# Loving God with My Whole Heart

Look up the verses listed. Unscramble the words below the heart and write them correctly inside the heart. Use an NIV Bible.



VEOL

**ANSWER**



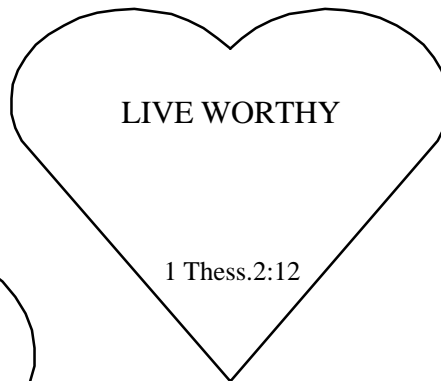
MEDONECDM




TERHA LOUS DAN GENSTRTH



ON HERTO DOGS



EIVL RYTHOW



LOWEHTEHAR VEDOITON  
NAD A LIWILNG DIMN



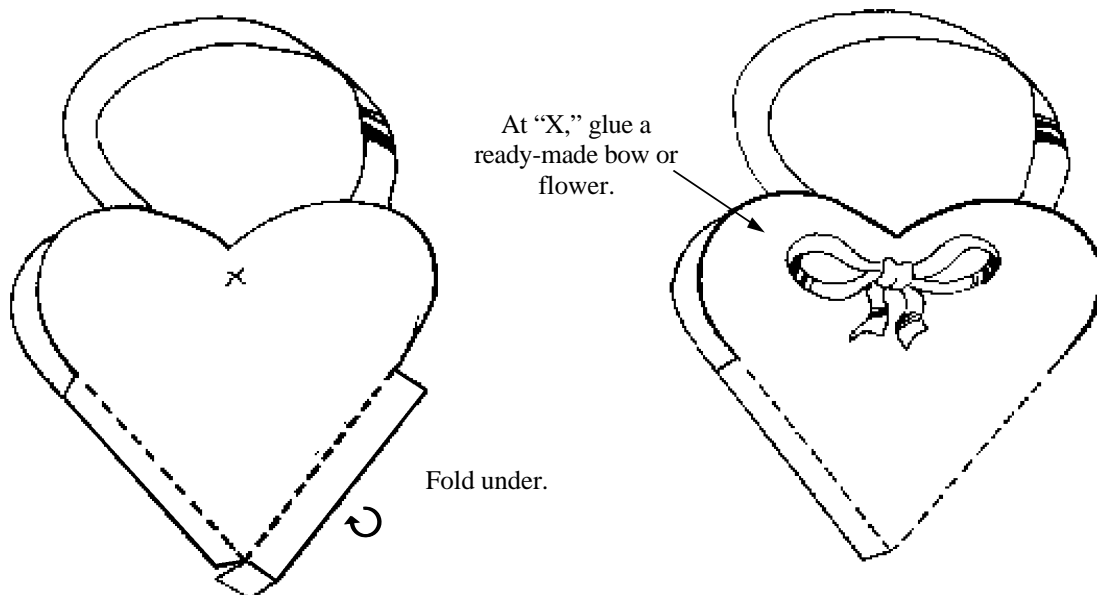
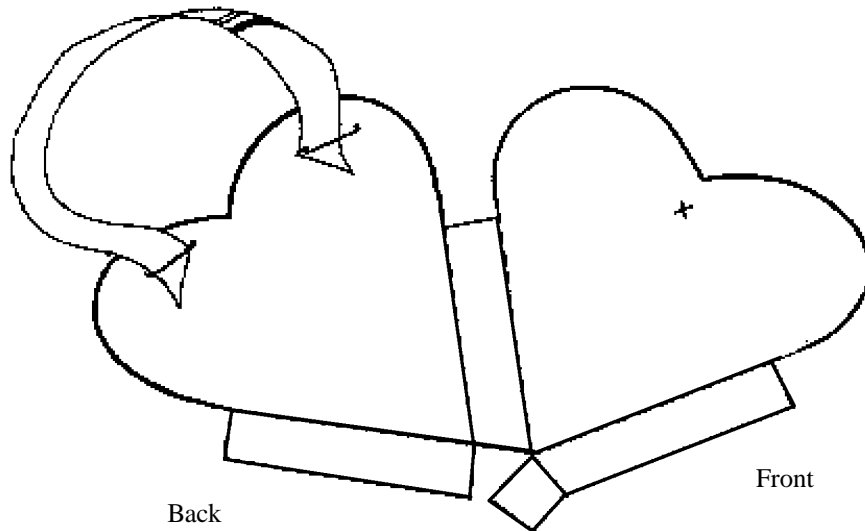
YEBO

# What Does My Heart Contain?

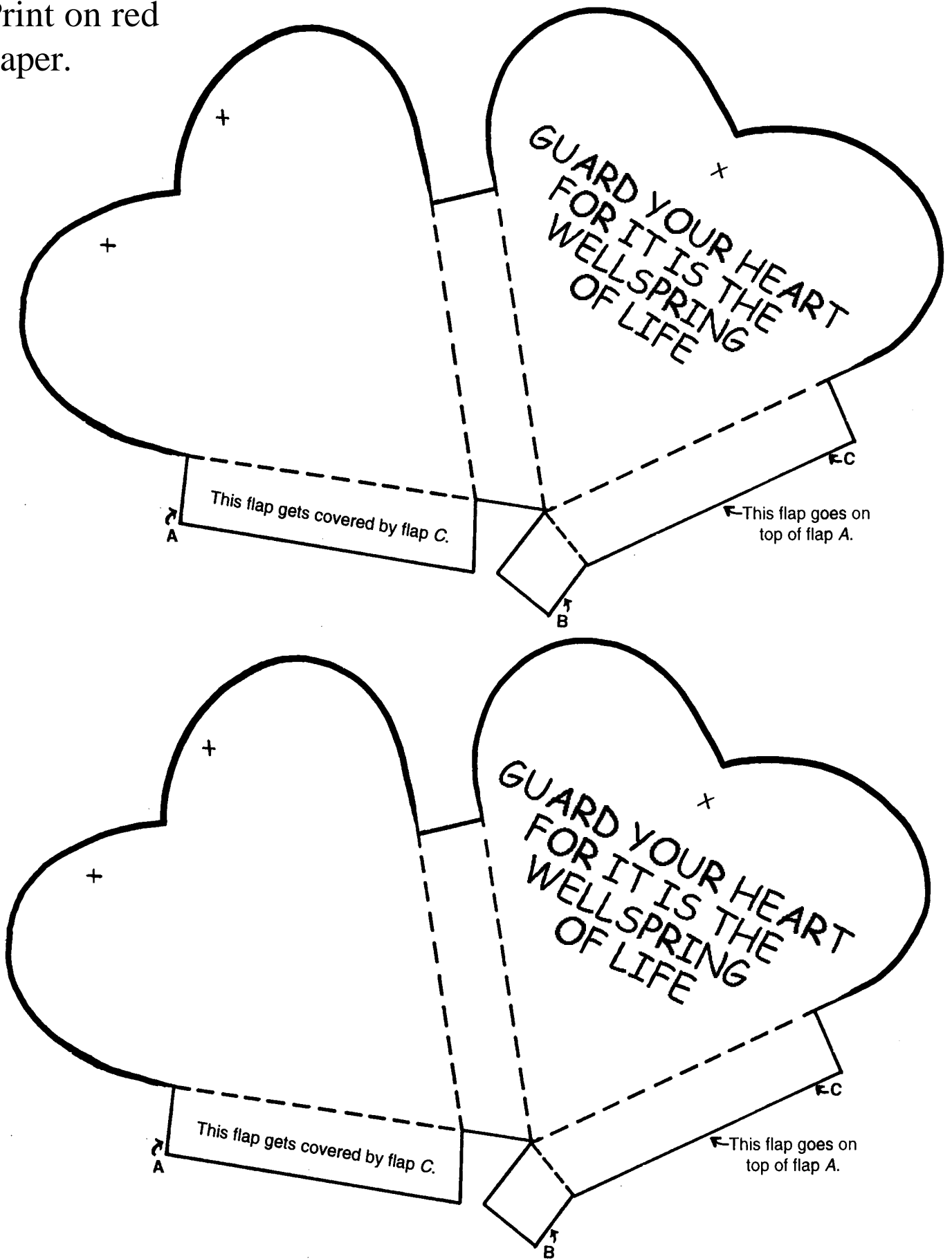
## Directions:

1. Cut out and decorate the heart.
2. Staple ribbon for hanging on the back at the X's.
3. Fold on the dotted lines as shown.
4. Glue the flaps as shown. Place a pencil along the flap and press from the outside until it sticks well. Then remove the pencil.
5. Cut out the pictures of the things you want to have in your heart, and put them inside the heart you just made.







Attach ribbon to make hanger.



Print on red paper.



Print on white



# Aim Questions

Answer the following questions about today's Bible Adventure.

1. Who did God bless with great riches?
2. Who visited Solomon because of his wealth and wisdom?
3. What happened because Solomon had so many wives?
4. What was the Lord's reaction?
5. How did the Lord punish Solomon?
6. In what areas of your life are you following selfish pleasure rather than God?
7. How can you continue to pursue God and show your love for Him?

*If Solomon, the wisest man ever to live, can be turned from the Lord by riches and physical pleasures, what about you?*

*We must humbly ask God to help us love Him alone.*



**"O LORD, God of Israel, there is no God like you in heaven above or on earth below-You who keep Your covenant of love with your servants who continue wholeheartedly in Your way.**

**1 Kings 8:23**

What did Solomon build for all of his evil foreign wives? 11:7-8

What was going to happen to the nation of Israel since Solomon turned away from God? 11:11b

When would this happen? 11:12

Who was going to receive most of the kingdom?: 11:28

How did Jeroboam learn this? 11:29-31

How many pieces of the torn cloak did Jeroboam collect, and how many were left? 11:31

Who are we supposed to follow?

## Passage Review Questions

### 1 Kings 9-11

If Solomon obeyed God, what would God do for Solomon? 9:5

What would happen if Solomon and his sons turned away from God and did not do as God commanded ? 9:6-7a

What would Israel then become? 9: 7b

Even though the temple was now imposing, what would all who passed be? 9:8

How many towns in Galilee did Solomon give to Hiram, King of Tyre. Why did he do this? 9:11

How much gold did Hiram send Solomon? 9:14

Solomon married Pharaoh's daughter. What did her father give her as a wedding present? 9:16

How many times a year did Solomon sacrifice burnt offerings and fellowship offerings? 9:25

Where did King Solomon have ships built? 9:26

Whose men served as sailors on these ships? 9:27

Where did these ships go, and what did they bring back? 9:28

The queen of Sheba heard about Solomon and his fame. With what did she come to test Solomon? 10:1

When she arrived at Jerusalem what did she bring with her? 10:2

Did Solomon answer all her questions? 10:3

What did she see? 10:4-5

What did the queen of Sheba say when she saw all of Solomon's wealth? 10:9

What did she give to Solomon? 10:10

What did Hiram's ships bring to Solomon? 10:11

What did Solomon do with all of this? 10:12a

Has so much almug wood ever been imported or seen since that day? 10:12b

Solomon amassed immense wealth. What else did Solomon acquire much of? 11:3

As Solomon grew old, what did all of his wives do? 11:4

Who did Solomon follow? 11:5

# The Depths of Disobedience


Where Did Solomon Go Wrong?

1 Kings 4-11 and Nehemiah 13:25-26



Read Deuteronomy 17 and circle those things Solomon




Did not obey  
God's commands.




Multiplied his wives.



Broke the dishes.



Broke the speed limit  
with his chariot.



Multiplied horses.



Did not eat his  
spinach.



Multiplied gold and  
silver for himself.



Forgot to do his  
chores.



**My  
Daily  
Devotion  
to  
God**



**My  
Daily  
Devotion  
to  
God**

A heart-shaped template for handwriting practice. It contains four horizontal lines of varying lengths, arranged from top to bottom: a long line spanning most of the width, a slightly shorter line, a shorter line, and a very short line centered in the lower part of the heart.

A heart-shaped template for handwriting practice. It contains four horizontal lines of varying lengths, arranged from top to bottom: a long line spanning most of the width, a slightly shorter line, a shorter line, and a very short line centered in the lower part of the heart.


A heart-shaped template for handwriting practice. It contains four horizontal lines of varying lengths, arranged from top to bottom: a long line spanning most of the width, a slightly shorter line, a shorter line, and a very short line centered in the lower part of the heart.

A heart-shaped template for handwriting practice. It contains four horizontal lines of varying lengths, arranged from top to bottom: a long line spanning most of the width, a slightly shorter line, a shorter line, and a very short line centered in the lower part of the heart.



### Follow the Leader ~ Avoid Distraction

Line your children up and have them follow you around the house. Make very clear instructions for them to stay in line as they follow. Those who do will receive a reward. Have your spouse or one of the other children go alongside the line and offer stickers, small pieces of candy, or some other tempting tidbit. Those children who stay in line the whole time will get a better piece of candy. Discuss with your children the various ways they were tempted, and tell them that Solomon was tempted too and failed the temptation. There are consequences for our sins when we give in to temptation. What might be some of them?



**FAITH BIBLE CHURCH**

2/04/2001

# FAMILY FUN SHEET


This is what we learned today:

**Passage** ~1 Kings 9-11

**Memory Verse** ~ “Above all else, guard your heart, for it is the wellspring of life.”  
Proverbs 4:23

**Application Points** ~

- ◆ Riches and pleasures can turn our hearts from the Lord.
- ◆ Pray that God would help you keep Him as your focus.
- ◆ Pray for self-control.




### ***How to use this sheet:***

Our goal in Children’s Ministry is to assist you in training your children in the ways of the Lord. **Family Bible Nights** are a step in that direction. Having an effective family night takes a few simple but important steps:

1. Pray that God would work in your whole family.
2. Take five minutes the night before and scan through the ideas.
3. Read from the Scripture. It is God’s “change agent” in the life of your children.
4. Be flexible and prepared for interruption. Satan and the flesh will attack.
5. Have fun!

### **1 Kings Tapes are available!**

Pre-school story and song tapes are on sale at the tape table on Sunday mornings. The cost is \$2.



### **Count Your Blessings**

Count your blessings, name them one by one;  
Count your blessings, see what God hath done;  
Count your blessings, name them one by one;  
Count your many blessings,  
See what God hath done.

## PASSAGE

### Daily Bible Reading: 1 Kings

- Day 1:** 9:1-28 Solomon Warned  
**Day 2:** 10:1-29 The Fame and Wealth of Solomon  
**Day 3:** 11:1-13 Solomon's Turn to Idolatry  
**Day 4:** 11:14-40 God Raises Enemies to Solomon  
**Day 5:** 11:41-43 The Death of Solomon

### Family Bible Night: 1 Kings 11:1-13

At first, Solomon walked with the Lord and God blessed him. He continued to sacrifice three times a year at the temple. Solomon's wisdom, his early devotion to the Lord, and the resulting material blessing made Solomon famous.

However, his wealth and his affection for his wives slowly began to turn his heart away from the Lord. 1 Kings 11:4 says, "As Solomon grew old, his wives turned his heart after other gods, and his heart was not fully devoted to the LORD his God, as the heart of David his father had been." Solomon had built altars to many foreign gods. He built an altar to Ashtoreth the female god of Hiram's people. She was a goddess of nature. He also built an altar to Molech, a god of the Ammonites. Part of the rituals to Molech was the sacrifice of children by throwing them into a fire. The Lord was very displeased with Solomon. 1 Kings 11:9,10 says, "The LORD became angry with Solomon because his heart had turned away from the LORD, the God of Israel, who had appeared to him twice. Although He had forbidden Solomon to follow other gods, Solomon did not keep the LORD's command."

As a result, God promised to strip his kingdom away from him after he died. At the end of Solomon's life, God raised up many adversaries. God also told Jeroboam, a son of one of his servants, that he would rule ten tribes of Israel after Solomon died.

## PERSONAL APPLICATION

### Guard Your Heart

Solomon's wealth and uncontrolled desires slowly turned his heart away from the Lord. Solomon tried to follow the true God as well as false gods. This is not possible. God promised blessing for obedience and punishment for disobedience. He fulfilled both promises to Solomon. God wants us to obey Him and follow Him alone. The pursuit of riches and physical pleasure for satisfaction can turn anyone's heart from the Lord. If Solomon, the wisest man ever to live, can be turned from the Lord by riches and physical pleasure, which of us is immune from it? We must humbly ask God to help us love Him alone.

### Application Questions:

- ◆ What caused Solomon to turn away from the Lord?
- ◆ How can our hearts drift from obeying the Lord?
- ◆ What specific areas are a struggle for you?


## PRAYER

### Focus on the Giver, not the gift.

When God blesses us with possessions we can easily begin to think more about the things we possess than about the Lord. In fact, one of the first things we do is think about ways to get more. Giving thanks is the best way to guard your heart from focusing on the gift instead of the Giver.


### Give thanks for what you have.

1. Acknowledge that it is by God's goodness that you have what you have. God loves to give.
2. Give thanks for what you don't have, but what you think you may need. In other words, think of those things you want or need and don't have yet. Give God thanks that His timing is perfect and that He is in control of what you receive and when



### **Memory Verse Idea**

Write part of the verse on the front, sides, and back of a grocery bag. Put the reference on the bottom. Have one person put the bag over his head and turn or bend at the proper time as the verse is being said.



### **Memory Verse Idea**

Write part of the verse on the front, sides, and back of a grocery bag. Put the reference on the bottom. Have one person put the bag over his head and turn or bend at the proper time as the verse is being said.

