

January 21, 2001

1 Kings Chapters 1-4

Early Childhood

1KG01EC

Solomon Was Israel's Wise King.

**Memory Verse:**

**Two- and three-year-old verse: 1 Kings 3:3: Solomon showed his love for the Lord (by obeying).**

**Four- and five-year-old verse: 1 Kings 3:3: Solomon showed his love for the Lord by walking according to the statutes of his father David.**

**Aim Questions for 2's & 3's:**

1. **Did King David love and obey God's words in the Bible?** *(Yes.)*
2. **Did King Solomon love and obey God's words in the Bible?** *(Yes.)*
3. **Did King Solomon ask God for wisdom to lead the Israelites wisely?** *(Yes. God gave Solomon more wisdom than any other man.)*
4. **Will you be wise like Solomon if you obey God's words and your parents?** *(Yes.)*

**Aim Questions for 4's, 5's & K:**

1. **What is the name of the king who became king after his father David?** *(Solomon.)*
2. **What did Solomon's brother do to try and become king?** *(Adonijah got a group of friends and his brothers to try to make him king.)*
3. **What did King David say when he heard about what his son Adonijah was doing?** *(King David told Nathan the prophet and Zadok the priest to put Solomon on his donkey, anoint Solomon's head with oil, blow a trumpet, shout "Long live King Solomon," and seat him on the throne.)*
4. **Did King Solomon rule the Israelites wisely?** *(As long as Solomon obeyed God, he ruled with God's wisdom.)*
5. **Will you be wise like Solomon if you obey God's words and your parents?** *(Yes. Say the memory verse.)*


**Key for symbols:**

- This box symbol represents ideas that can be used for two-year-olds through kindergarten. Please remember to slow down the pace for two-year-olds and keep the pace moving for five-year-olds.
- ② This symbol represents ideas that are best used for two- and three-year-olds.
- ④ This symbol represents ideas that are best used for four-year-olds through kindergarten.




**Hook:**

- Solomon's Parade:** (1 Kings 1:33-40) Pick one child to be Solomon, one to be Zadok, the priest, and one to be Nathan, the prophet. The rest of the children are townspeople. Have townspeople make two lines and give each of them a kazoo (19 cents each at the Sower Book Store), party noisemaker, or make horns out of regular 8 1/2" x 11" colored paper. Then have Zadok anoint Solomon with oil (use cooking oil or Vitamin E oil). Solomon can pretend to be on a donkey and parade him between the two lines of townspeople. Instruct the townspeople to blow their horns and flutes and shout "Long live King Solomon!" with great joy. You could repeat the parade with different children as the first three characters so everyone has a turn being one of them.

 **Scepters:** Let the children cover paper towel tubes with foil and decorate them with stickers. Use the scepters as the children march around the room. Wearing crowns and robes (twin sheets folded in half) and carrying scepters, march around the room to music. Follow the leader, raising and lowering the scepters with the rhythm of the music.

---


 **I Spy Game: (1KG01ECGF8)** Tape up a picture of a crown, a mule, praying hands, and a Bible. With the children seated, say, "I spy a crown." The first child to see it raises his hand and when instructed is able to go and get the picture and bring it to you. Discuss how it pertains to the Bible Adventure today.


Crown--A son of King David was God's choice for the next king of Israel. Listen and find out which one it is.


Mule--The new king rides into town on a mule.

Praying Hands--The new king asks God for wisdom. I wonder which king that is?

Bible--This king wrote part of the Bible that we studied last year. Do you think you know his name?

 **King and Queen Dress Up Center:** Bring robes, crowns, and jewelry. Let the children sit on a special chair that they have decorated. Talk about how kingship in Israel was passed down in a family by God's choice.

 **Home Center:** Use one corner of the room to "set up house." Provide dishes, dolls, dress-up clothes, cleaning supplies, etc., for the children to work at home. As the children play, talk to them about prayer. Can they pray while they are working? Will God hear them? When do they pray at home? God likes us to talk to Him. We can talk to Him anytime of day. Our Bible Adventure is about a king named Solomon who prayed to God. Later we will hear what King Solomon asked for.


 **"Following Commands" Center:** In today's Bible Adventure, King David is an old man. He had followed God's commands all of his life. God had told him, "Get a copy of the Law of the Lord, write it down, read the Law, and know how to love and fear Me." David did what he was commanded. Today, I'll give three or four commands to one person and that person should try to carry out the directions in the correct order. Some examples to be used by the leader are:

"Jimmy, stand up, turn around, and sit down facing backwards."

"Tom, go to the shelf, get two red crayons, and give them to Jill."

"Jill, put the crayons back on the shelf, pet the stuffed bear, and hop on one foot back to your spot."

The number of commands given can be decreased or increased depending on the maturity of the players.

 **"Name That Instrument" Center:** Bring several kinds of instruments to class and place them on the table. Have a leader play all the instruments so the children know what each one sounds like. Then have the children turn their backs and close their eyes while the leader plays one of the instruments. Call on someone to tell which instrument it was. If he is correct, have him come up to play an instrument for the next round. In today's Bible Adventure, listen for an important event that occurred when flutes and horns were blown by the people.

 **"Decorating King Solomon" Center: (1KG01ECGF5)** Using the GF5 picture of King Solomon, decorate by gluing sequins on his crown, short-haired fur for trim on his gown, and glitter on his throne. In today's Bible Adventure, King David will have his son, Solomon, made king.

④ **Stenciled Mural: (1KG01ECGF10)** Provide stencils of an open book to represent the Bible and several other objects. Assist children in tracing around the stencils on a large piece of butcher paper on the floor, making sure that there are as many Bibles traced as children in the room. Color as desired. Talk to children about the choices that we have to make every day. We can choose to listen to a Bible story before we go out to play.

④ **Find the Hidden Bible Stickers:** Hide stickers (three for each child) around the room on or near toys and games or pictures of toys and games. On a signal, ask children to each go and find three Bible stickers. When they return, ask them where they found them. Did they have to choose the Bible rather than a toy or game that they like? We are going to hear about another king today. When asked what he wanted, he didn't choose toys, games, money, or things money can buy. He chose wisdom--God's wisdom. We find God's wisdom in the Bible.



## Book:

### Presentation Ideas -

- Color and mount the **1KG01ECGF1**, **1KG01ECGF2**, **1KG01ECGF3**, **1KG01ECGF4**, **1KG01ECGF5**, and **1KG01ECGF6** pictures on construction paper. Show them as you tell the Bible Adventure. Save them for review as you teach through the books of 1 Kings and 2 Kings.
- Put a marker in your Bible and let a child come up and open your Bible to the book of 1 Kings. The book of 1 Kings is in the Old Testament (the first half of the Bible). Tell the children that you love reading the Bible because it is God's Word and every word is true. Hug the Bible to your chest.
- "My Bible" Finger Play:**

I like to open my Bible to see	<i>(Hold open palms together.)</i>
Just what God is saying to me.	<i>(Point to self.)</i>
Worship the Lord; don't forget to obey!	<i>(Raise arms over head.)</i>
Talk to Jesus every day.	<i>(Fold hands and bow head.)</i>

### Bible Adventure for 2's & 3's-

*(Show the 1KG01ECGF1 picture.)* King David was a good king because he loved and wanted to obey God's Word. When King David disobeyed, he told God he was sorry and started obeying again. King David didn't want to stay in a sin cycle.

*(Show the 1KG01ECGF2 picture.)* When King David was very old and had to stay in his bed most of the day, it was time for his son to become the new king of Israel. David's son, Solomon, was God's choice to be the next king of Israel, but his older brother, Adonijah, wanted to be king.

Adonijah invited all of his friends and his brothers to help him become the new king. Adonijah got chariots and horses ready and asked fifty men to run ahead of him as they went to celebrate by a big rock outside Jerusalem.

*(Show the 1KG01ECGF3 picture.)* Nathan, the prophet, heard about what was happening. He knew that Solomon was God's choice to be the next king of Israel. Nathan went into King David's bedroom and said, "King David, Adonijah and his friends are shouting, 'Long live King Adonijah!'"

King David was not happy about this. David said to Nathan the prophet, "My son Solomon is God's choice to be the next king. Get my donkey and have Solomon ride on it. Then anoint his head with oil as the next king over Israel. Blow the trumpet and shout, 'Long live King Solomon.' Then bring Solomon up to the palace and have him sit on my throne. It is time for Solomon to be king over Israel."

*(Show the 1KG01ECGF4 picture.)* Solomon rode his father's donkey and a large group of people gathered as word spread throughout Jerusalem that Solomon would be crowned the new king of Israel. The priest put some oil on Solomon's head and, when the trumpet blew, everyone shouted, "Long live King Solomon!"

*(Show the 1KG01ECGF5 picture.)* As King Solomon rode back to the palace to sit on his father's throne, everyone shouted, laughed, and played flutes. It was a happy day for Israel. The ground shook with the shouts and marching of all the Israelites who had joined the celebration.

*(Show the 1KG01ECGF6 picture.)* Solomon asked God to make him a wise king to lead the Israelites. *(Have the children say "Solomon was wise.")* Wisdom helps us do what God says is right and good. God blessed the Israelites because King Solomon was wise and obeyed God.

You and I can be wise like Solomon, too, if we obey God's words in the Bible and obey our parents. *(Sing the memory verse song.)*

**Prayer:** Dear God, thank You for King David and King Solomon's wisdom to obey You. Help me obey my parents with a good attitude, too. In Jesus' name, amen.

### Bible Adventure for 4's, 5's & K-

*(Show the 1KG01ECGF1 picture.)* King David was a good king because he loved God with all his heart, and he wanted to obey God's Word. King David obeyed God when God said in Deuteronomy (17:18-20), "I want the king of Israel to get a copy of the Law of the Lord from the priest and write down a copy for himself. I want the king to read My statutes all his life so that he will learn to love and fear Me." King David did fear and love God. When he sinned, he repented and started obeying. King David didn't stay in a sin cycle.

*(Show the 1KG01ECGF2 picture.)* When King David was very old and had to stay in his bed most of the day, it was time for his son to become the new king of Israel. God had promised David that if he obeyed His statutes, one of his sons would always rule as king of Israel. David's son, Solomon, was God's choice to be the next king of Israel, but his older brother, Adonijah, wanted to be king.

Adonijah was a handsome young man, and people liked him. Adonijah decided that he wanted to be king and so he invited all of his friends and his brothers, except Solomon, to help him become the new king. Adonijah got chariots and horses ready and asked fifty men to run ahead of him as they went to celebrate by a big rock outside Jerusalem. Adonijah's friends sacrificed animals and roasted them on a fire as a sign that Adonijah would become king.

*(Show the 1KG01ECGF3 picture.)* Nathan, the prophet, heard about what was happening. He knew that Solomon was God's choice to be the next king of Israel. He went into King David's bedroom and said, "King David, have you changed your mind and decided that Adonijah should sit on your throne instead of Solomon? Right now, Adonijah's friends and relatives are celebrating together and shouting, 'Long live King Adonijah!'"

King David was not happy about this. David said to Nathan the prophet, "My son Solomon is God's choice to be the next king. Get my mule and have Solomon ride on it to Gihon. Then you and priest Zadok will anoint him with oil as the next king over Israel. Blow the trumpet and shout, 'Long live King Solomon.' Then bring Solomon up to the palace and have him sit on my throne. It is time for Solomon to rule over Israel."

*(Show the 1KG01ECGF4 picture.)* Nathan the prophet and Zadok the priest quickly found Solomon and did as King David had instructed. A large group of people gathered as word spread throughout Jerusalem that Solomon would be crowned the new king of Israel. Solomon rode his father's mule to Gihon. Zadok took the horn of oil that he had brought from the tabernacle and put some oil on Solomon's head. When the trumpet blew, everyone shouted, "Long live King Solomon!"

*(Show the 1KG01ECGF5 picture.)* As King Solomon rode back to the palace to sit on his father's throne, everyone shouted, laughed, and played flutes. It was a happy day for Israel. The ground shook with the shouts and marching of all the Israelites who had joined the celebration.

A friend of Adonijah's ran to tell him what was happening. Adonijah said to his friend, "What is all that noise I hear? You must have good news for me." Adonijah's friend said, "No, it is not good news for you. They have just made Solomon the king of Israel, and he is on his way to sit on his father David's throne."

This was very bad news for Adonijah and his friends. Everyone quickly left Adonijah and went to his own home. Adonijah was afraid that his brother Solomon might try to hurt him for trying to be the new king instead of him. However, wise Solomon was kind to his brother Adonijah and said, "If you support me, I will not hurt you, but if you try to become king again, you will have to be punished."

When King David was ready to die, he asked his son Solomon to come to his bedroom. King David said, "It is time for me to die. The most important thing for you to do is obey the Lord's statutes for as long as you live. (Statutes is another word for God's laws or God's words.) God promised me that if I obeyed His statutes, He would let my son be king of Israel. Now, son, you are the king. If you keep the Lord's statutes, your son will be king over Israel after you."

*(Show the 1KG01ECGF6 picture.)* Solomon was about twenty years old when he became king of Israel. Israel was a big nation of people. Solomon didn't feel ready to lead so many people.

One night, King Solomon had a dream. God spoke to Solomon in the dream and said, "You may ask Me for anything you want, and I will give it to you." Solomon didn't ask for selfish gifts for himself. He didn't ask for money to buy things for himself. Solomon said to God, "I want to lead the Israelites wisely, like my father, David, but I don't always know what is best for the people. I ask You for wisdom to make wise decisions as I lead the people."

God was pleased that Solomon had asked for wisdom. *(Have the children say "Wisdom" as you point to the word "wisdom" on the GF6 picture.)* Wisdom helps us do what God says is right and good.

God gave Solomon wisdom in many things. Solomon had more wisdom than any man alive. As Solomon made each wise decision, the Israelites all knew that God was giving Solomon His wisdom. Solomon wrote many wise Proverbs that are in the Bible.

God blessed the Israelites because King Solomon obeyed God's statutes. Each Israelite family had its own piece of land with its own tree where the family could grow food crops. It was a good and peaceful time for Israel because King Solomon showed his love for the Lord by obeying His statutes.

You and I can be wise like Solomon, too, if we walk in God's statutes and obey His words in the Bible. *(Sing the memory verse song.)*


**Prayer:** Dear God, thank You for King David and King Solomon's wisdom to obey Your statutes. Help me obey my parents with a good attitude, too. In Jesus' name, amen.


---





### Look:

- Crown Room Decor:** Hang Burger King crowns from the ceiling in several places. We are going to be talking about the book in the Bible of 1 Kings for the next five weeks. When children arrive each week, ask them to look up at the crowns and tell you what book in the Bible we are talking about today. Have the greeter wear a crown each week as a reminder. Ask other questions to review the last week's Bible Adventure. Hang numbered questions from the crowns for children to find when reviewing each week.
  - Aim Questions:** Place four numbered crowns (Burger King) in the story circle with the questions written on the inside. Call one child up at a time to take the appropriate crown to the teacher to be read. The child can then wear it back to his chair and wait until all the questions are asked.
  - Snack:** Serve biscuits and honey. (The honey jars with the combs included would be interesting for the children to see as they ate their snack.) King Solomon sought to follow the Laws of the Lord. King David, Solomon's father, wrote Psalm 19 which reads, "The law of the Lord is perfect. . .the statutes of the Lord are trustworthy (v.7). . .they are sweeter than honey, than honey from the comb (10)."
- 
- "Kingly Crown" Art Project:** Using a large piece of cardboard or tag board, cut out the shape of a crown that can be taped to the classroom wall. A large crown like those included in the lesson could be drawn on a large piece of butcher paper and taped to the wall. The first week of the 1 Kings lessons, have the children glue colored paper, gift wrap paper, or foil that has been cut in the shape of "jewels" (triangles, circles, etc.). Use gold glitter glue for more decorations. Each week, the Bible Adventure picture and a large foil "jewel" can be added to the crown. Frame this "picture" with gold ribbon, if desired.
  - Snack Discussion:** Discuss the job of a king. Kings were commanders of the army, a judge, a tax gatherer, and set apart by God. King Solomon sat on an ivory throne covered with gold. At the feet of the throne were figures of two lions. Kings wore fancy robes and crowns with jewels. People bowed down to the king. Many people worked for the king. He had secretaries, gardeners, cooks, counselors, keepers of the wardrobe, officers over the treasury, stewards over the house, and many others. Usually the oldest son was named the next king to follow after his dad.
  - Transition Idea:** Any time during the morning that a child is asked to be first or to be a helper, have him wear a crown while he performs that duty.
  - "Listen to the Animals" Game:** This game helps children understand that God hears everything. He heard King Solomon's prayer for wisdom to make wise decisions for the people.
    1. Seat the children in a circle. Walk around the outside of the circle, repeating these lines:  
Where is the dog (or any animal),  
Can you tell me where?  
Why, there he is - -  
Right in this chair!
    2. Tap a child on the shoulder. That child will stand in the center and pretend to be the animal you name. Say the following lines, letting the child make the sound of the animal.  
Leader: David will be a dog. What does a dog say?  
Child: Bow-wow! Bow-wow!  
Everyone: God hears the dog, and God hears me.
    3. Continue, letting each child be a different animal. (All of the children may want to make the animal sound, too.)
    4. Have the children bow their heads, close their eyes, and take turns telling God something such as, "I love You, God." Remind the children that God hears their prayers just as He heard King Solomon's.
  - Donkey Finger Puppet: (1KG01ECGF7)** Have children color donkeys (finger holes to be cut out before class) and reenact the story with their puppets.

 **Symbol Matching Game: (1KG01ECGF9)** Photocopy the GF9 pictures onto 8 1/2" x 11" paper. Children can color the pictures. Teachers (or older children) can cut the pictures on the dotted lines and let the children play the matching game with a partner. If you run out of time, the children can take their papers home and have the parents cut out the rectangles. To play the matching game, place each child's cards on the table face up and let him pick out the matching pairs. Talk with the children about what the pictures represent.

 **"Long Live King Solomon" Echo:** Divide children into two teams on opposite sides of the room. One team will stomp their feet and say in rhythm, "Long live King Solomon." The other team repeats it. Get softer and louder.

 **Memory Verse Echo:** Give one team portions of the verse to say to the other team who will echo it back. Repeat with other team saying the sections of the verse first. Repeat saying it together and clapping the rhythm of the words.

 **Scepter Relay:** Cover two canes with foil or use the scepters made during "Hook" time. With children lined up in two teams, give the first person in each team a scepter. When you signal, the person passes the scepter with the recipient raising it into the air before turning around and passing it to the next person behind him. See which team can pass the scepter the quickest without dropping it. Repeat with children in a different order. (For younger children, this will be an activity, not a competition.)

---

④ **Bible Wisdom Relay:** With children lined up in two teams facing the mural they made during "Hook" time, give the first child in each line a marker. Ask them to hop to the mural, draw a circle around something that would give them wisdom. Hop back to their team and pass the marker on to the next person in line who does the same. The first team done first wins with the most "Wisdom"!

④ **King May I?** Select one child to wear a crown and be king. This child stands about 50' in front of the other children who are standing in a straight row. The king says, "Ryan, sweep the floor, taking three small steps forward." Ryan must say "King may I?" before taking any action or else lose his turn. Continue with different children and different directions (pull weeds, roll out cookies, stir cookies, wipe dishes, wash walls, and iron clothes while taking giant and small steps). The first child close enough to tag the king is the new king.

④ **What Does God Want You to Do?** King Solomon wanted God's wisdom so he could help the people do what was right to do. The Bible tells us what is right to do. We get God's wisdom from the Bible. What does the Bible tell us is the right thing to do in each of the following situations?

You keep playing after asked to get ready for bed.

You ignore a sick neighbor.

You lie rather than admit that you really didn't brush your teeth.

You complain when asked to take a bath.


Grandma needs help in her yard.

You get mad and hit your sister.

You break a toy but blame your brother.


You are asked to clean up your room, but you play instead.

### Songs:

 **King of Israel** (tune: "King of Kings")  
David was the king o-of Israel, glory, hallelujah! (Repeat.)  
David, king of Israel, glory, hallelujah! (Repeat.)

Solomon was king o-of Israel, glory, hallelujah! (Repeat.)

Solomon, king of Israel, glory, hallelujah! (Repeat.)

 **1 Kings 3:3, Memory Verse Song:** (tune: "Pop Goes the Weasel")  
**2s and 3s:** 1 Kings 3:3: Solomon showed his love for the Lord (by obeying).  
Solomon showed his love for the Lord,  
Solomon showed his lo-ove.  
Solomon showed his love for the Lord.  
First Kings three, three-ee."

**4s and 5s:** 1 Kings 3: Solomon showed his love for the Lord by walking according to the statutes of his father David.

Solomon showed his love for the Lord  
By walking in the statutes  
Of his father Da-a-a-vid.  
First Kings three, three-ee.”

② **King David Obeyed** (tune: “Happy Birthday”)

King David obeyed. (Repeat.)  
King David loved Go-od.  
King David obeyed.

King Solomon obeyed. (Repeat.)  
King Solomon loved Go-od.  
King Solomon obeyed.

④ **1 Kings 3:3, Memory Verse Song for Older Children**

(Tune: “Rock Around The Clock” Snap your fingers slowly while singing.)

First Kings three, verse three-ee-ee  
Rock A- round the clock tonight)

First Kings three, verse three-ee-ee  
(Rock rock rock ‘til broad daylight)

Sol o mon showed his love for the Lo-o-ord  
(We’re gon na rock a round the clock tonight)

By walk ing ac cord ing to the sta-a-tutes  
(We’re gon na rock a round the clock tonight)

Of his fa- ther Da- vid of his  
(We’re gon na rock, we’re gon na rock

Fa- ther Da- vid! David. King David! YAH!  
(A round the clock tonight)





**Took:**

**Crown:** (1KG01ECGF11 and 1KG01ECGF12) Cut the crowns out of construction paper or card stock. Staple a strip of this paper to each side of the crown and fit the crown to the child’s head. Let the children decorate their crowns with trims, pieces of old jewelry, foil, stickers, stars, etc. Glue the memory verse on one side. Say the verse together while working on the crowns. Review the story about Solomon becoming King of Israel.


**Crown Calendar:** (1KG01ECGF13 and 1KG01ECGF14) Glue construction paper strips around the GF13 calendar for a border. Color the crown. Talk about loving God and obeying God and your parents like King Solomon. Solomon wanted to have wisdom to live each day the way God wanted

him to live. Tell the children that each day their parents agree that they were obedient and lived the way God would want them to, they may place a GF14 crown on their calendars.


 **Preschool Page for Parents: (1KG01ECPPP)** Send a page home with each child, encouraging parents to reinforce the Bible truths at home. Spend a few minutes before the children go home creatively reviewing the song and memory verse.



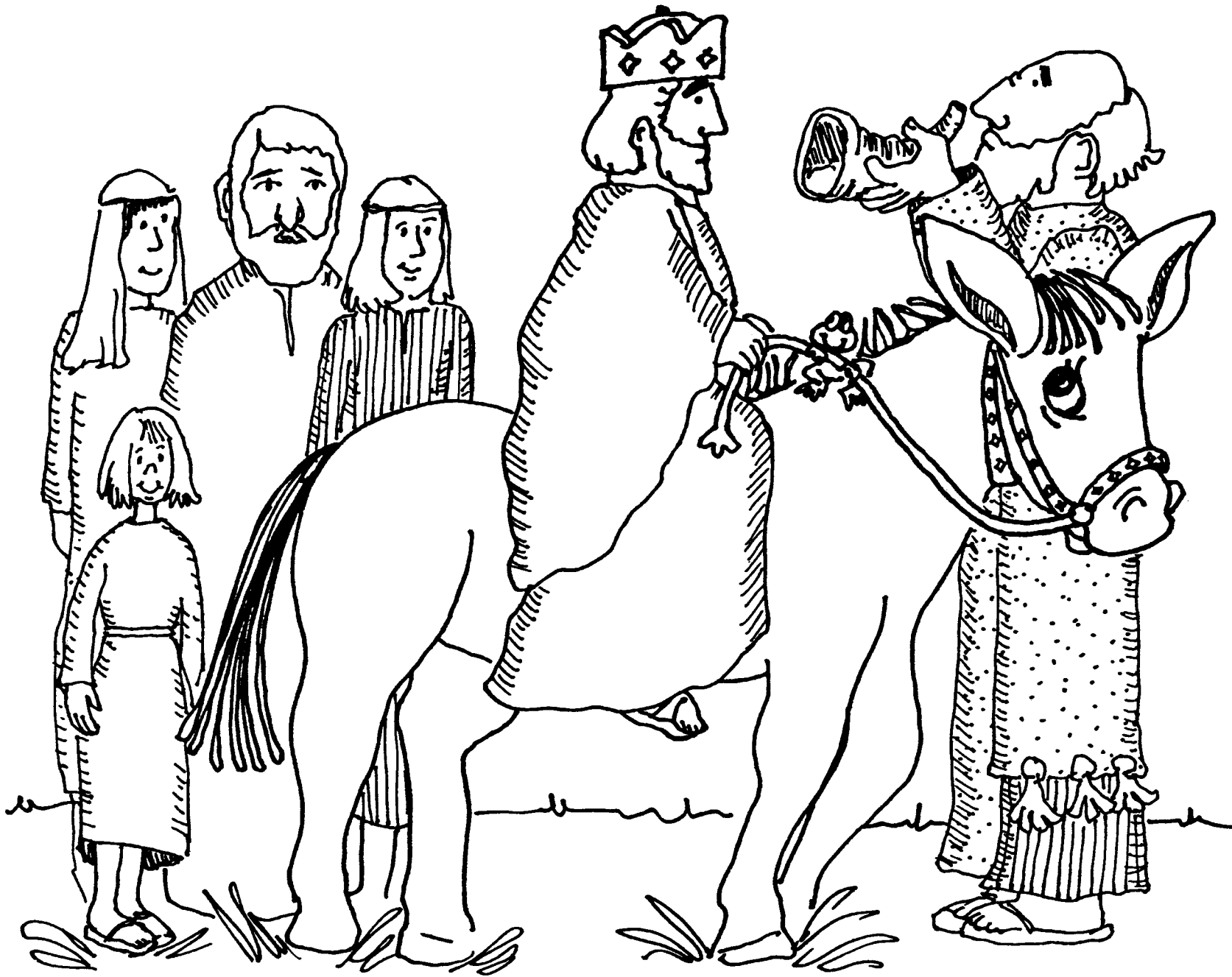
King David loved God and wanted to obey God's words.




When King David got old, it was time for his son to become king of Israel.



King David said to Nathan, "God chooses Solomon to be the next king."




Solomon was anointed with oil as the third king of Israel.







King Solomon sat on his father David's throne.

Wisdom







King Solomon asked God for wisdom to lead the Israelites.

# King Solomon Finger Puppets




# "I Spy" Game




# Patterns For Duplication

King Solomon  
rode a donkey  
when he  
became  
king of  
Israel.





King Solomon  
rode a donkey  
when he  
became  
king of  
Israel.



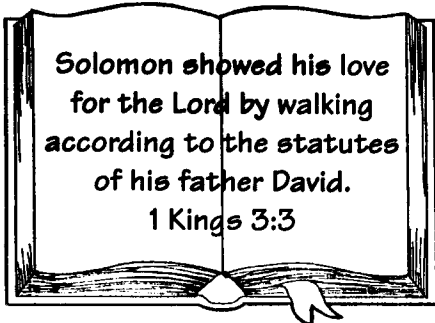
King Solomon  
loved  
the Lord.



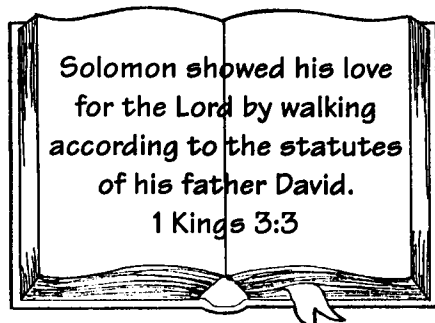
King Solomon  
loved  
the Lord.






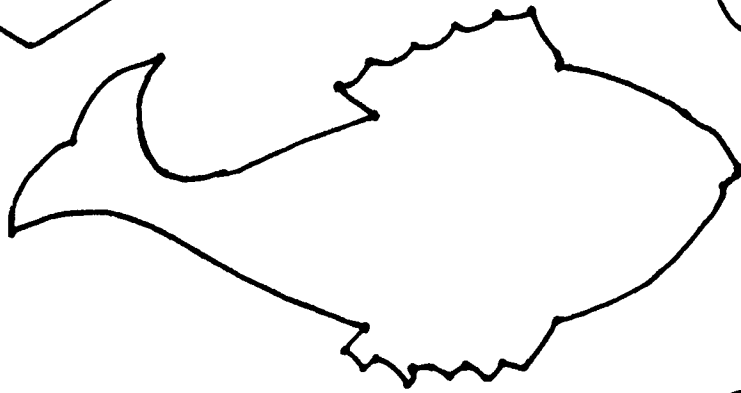

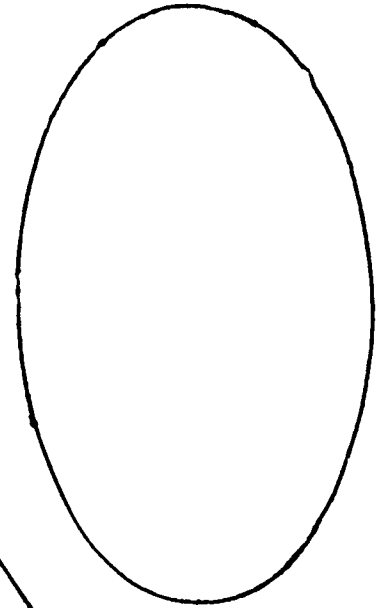
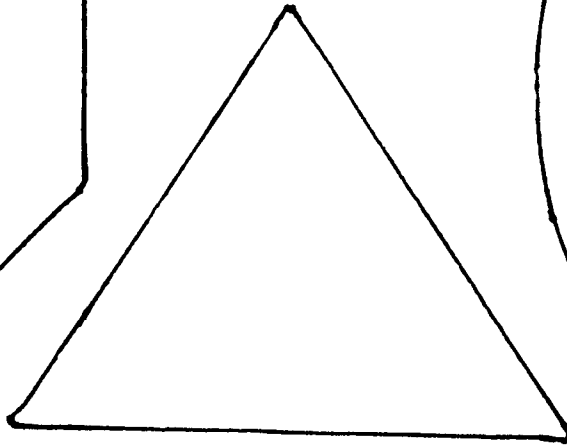
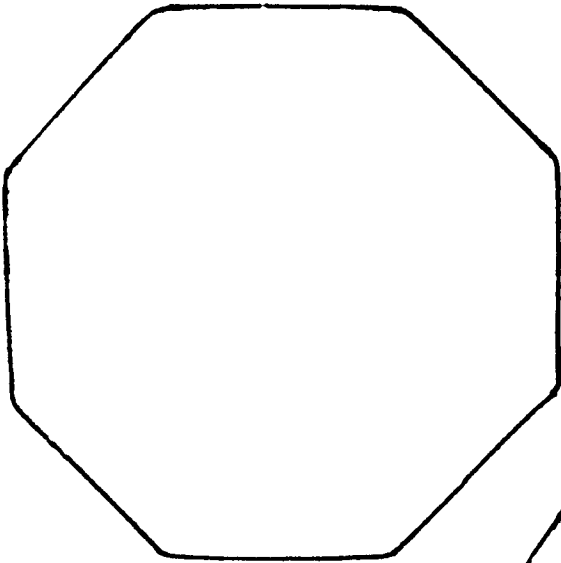
Solomon showed his love  
for the Lord by walking  
according to the statutes  
of his father David.  
1 Kings 3:3

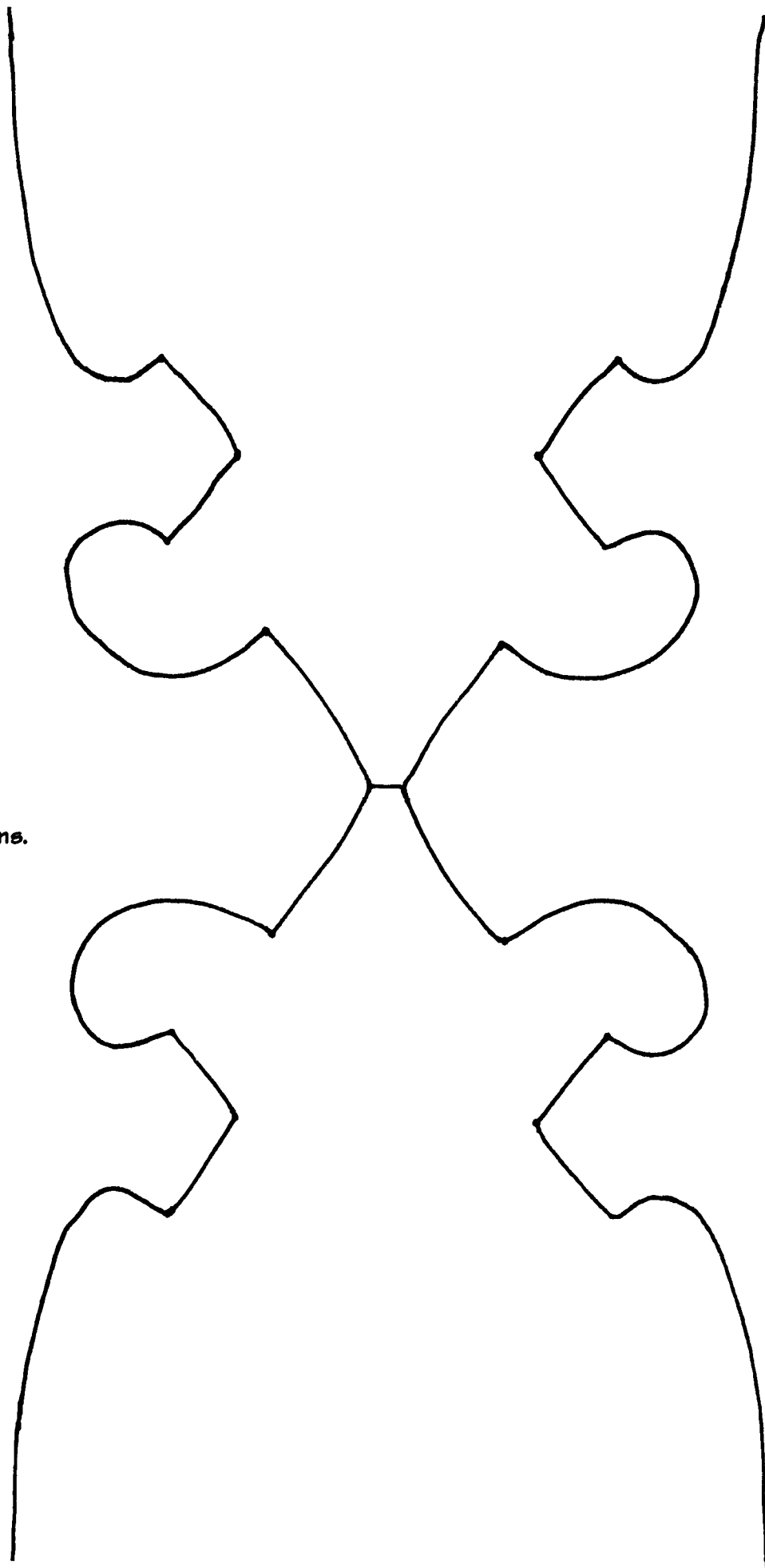


Solomon showed his love  
for the Lord by walking  
according to the statutes  
of his father David.  
1 Kings 3:3



Stenciled Mural





## Crowns

Cut on line  
to make two crowns.

## Memory verse for Crowns

Solomon showed his love for the Lord  
by walking according to the statutes of his father David.  
I Kings 3:3

Solomon showed his love for the Lord  
by walking according to the statutes of his father David.  
I Kings 3:3

Solomon showed his love for the Lord  
by walking according to the statutes of his father David.  
I Kings 3:3

Solomon showed his love for the Lord  
by walking according to the statutes of his father David.  
I Kings 3:3

Solomon showed his love for the Lord  
by walking according to the statutes of his father David.  
I Kings 3:3

Solomon showed his love for the Lord  
by walking according to the statutes of his father David.  
I Kings 3:3

Solomon showed his love for the Lord  
by walking according to the statutes of his father David.  
I Kings 3:3


Solomon showed his love for the Lord  
by walking according to the statutes of his father David.  
I Kings 3:3

Solomon showed his love for the Lord  
by walking according to the statutes of his father David.  
I Kings 3:3

Solomon showed his love for the Lord  
by walking according to the statutes of his father David.  
I Kings 3:3

Solomon showed his love for the Lord  
by walking according to the statutes of his father David.  
I Kings 3:3

Solomon showed his love for the Lord  
by walking according to the statutes of his father David.  
I Kings 3:3




# January 2001

Did I live the way God wants me to live today?

<i>Sun</i>	<i>Mon</i>	<i>Tue</i>	<i>Wed</i>	<i>Thu</i>	<i>Fri</i>	<i>Sat</i>
	1	2	3	4	5	6
7	8	9	10	11	12	13
14	15	16	17	18	19	20
21	22	23	24	25	26	27
28	29	30	31			



January 21, 2001  
1 Kings Chapters 1-4



## This is what I learned today!


We learned that King David was getting very old and wanted his son, Solomon, to be the next king of Israel. But Solomon's brother, Adonijah, wanted to be king. He got his friends, horses, and lots of men together and had a big celebration announcing that he was the next king. When David, his father, heard of this, he was not happy. King David knew that God wanted Solomon to be the next king. David told Nathan and the priest to anoint Solomon as the next king of Israel, which they did. They had him sit on the throne at the palace. There was a great celebration by many of the people because it was a happy day for Israel. After Solomon became king, he didn't feel ready to lead so many people. He asked for God's wisdom. God blessed Solomon in many ways because Solomon wanted to be a wise king and please God.

### Today's Memory Verse:

**2's & 3's: Solomon showed his love for the Lord  
(by obeying). 1 Kings 3:3**

**4's & 5's: Solomon showed his love for the Lord  
by walking according to the statutes  
of his father David. 1 Kings 3:3**

## King for a Moment



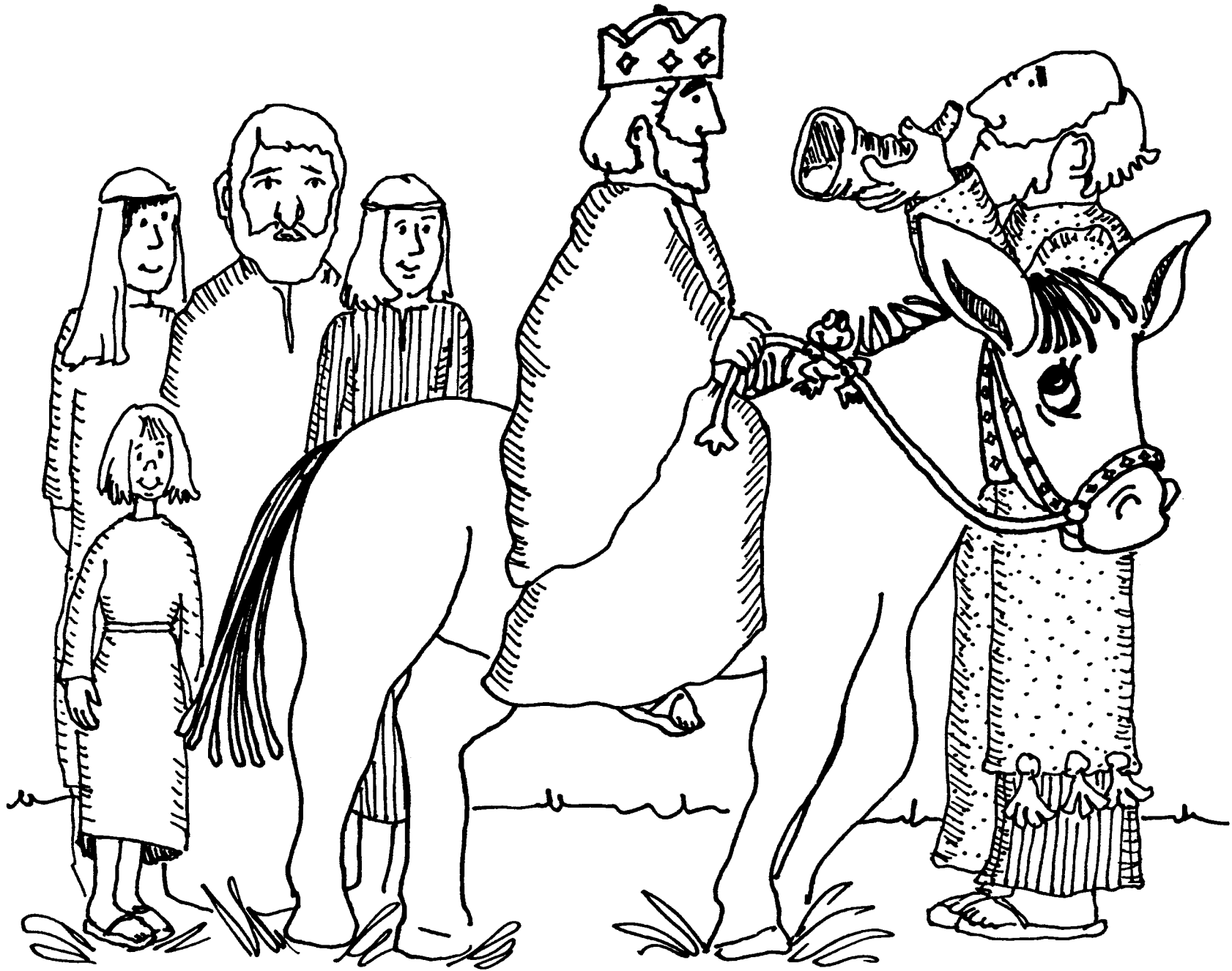
Let each person in your family be "king" or "queen" for a moment. Designate a chair to be a throne. You may want to drape it with a sheet for added drama. Place a "crown" on the person's head (anything will work) and a "scepter" in his hand (paper towel tube or ruler covered with foil). As the child sits on the throne, sing the song below to the tune of "Happy Birthday," inserting the child's name and changing the verbs to present tense. It would sing, "Alicia obeys; Alicia obeys. Alicia loves Go-od. Alicia obeys." Dad and Mom should be king and queen, too--"Queen Mommy obeys," etc. Have fun!

### King David Obeyed

(tune: "Happy Birthday")

King David obeyed. (Repeat.)  
King David loved Go-od.  
King David obeyed.

King Solomon obeyed. (Repeat.)  
King Solomon loved Go-od.  
King Solomon obeyed.



Solomon became king of Israel after his father, David.