

**Materials I Need:****Legend:**

 = Option 1, Appropriate for 1<sup>st</sup> – 2<sup>nd</sup> Grade



 = Option 2, Appropriate for 3<sup>rd</sup> – 6<sup>th</sup> Grade

**Focus and Memory Verse:**



**“Solomon showed his love for the LORD by walking according to the statutes of his father David.”**

**1 Kings 3:3**



**Hook:**

**The Advice of a King (Discussion).**   Ask the students what advice a wise old king would give to his son who would be taking over the throne soon (be a strong warrior, be just, marry well, etc.). Do you know what David told Solomon? Read 1 Kings 2:2-4 to the students. Ask them if this seems like good advice to them.






**Earned and Unearned Blessings (Activity).**   Before class starts, set up a series of tasks that you can ask students to do individually such as closing or opening a door/window/blind; moving a chair or chairs to another spot; cleaning the whiteboard or writing “Kings” on it; passing out supplies for the next activity scheduled or picking up garbage off the floor. Have a bag of small treats to pass out to the students when they complete a task they were asked to do. Call on one student at a time, asking him to do one of the aforementioned tasks. The minute the student completes the task, give him a treat, and quickly ask another student to do something, giving him or her a treat when the task is finished. This will get the students’ attention. They’ll all want to earn a treat. After you’ve given three or four students a treat for a task, without saying anything, give a student who has done nothing a treat also. Then continue as before asking students to do a task and giving them a treat. Repeat this cycle several times until each student has received one treat (some earned, some unearned). If the students are not already asking why some students did not have to earn their treat, ask them if they noticed. What did they think about it? The teacher who had the treats had every right to give them out as he saw fit. Explain that sometimes things are earned and sometimes they are a gift or a blessing. In today’s Bible Adventure, the students will learn about an unearned blessing that God chose to give to one of King David’s sons.





**Adonijah Visits (Skit).**   Arrange to have a teacher dress up as Adonijah. While the students are doing another HOOK activity, “Adonijah” bursts into the room boasting that he is King David’s oldest living son and will soon be the next king. He boasts of his having prepared chariots and horses and 50 men to run before him, of being very good looking, and of the sacrifices that he’s made and the feast he has prepared in celebration of his becoming king. He tells the students that they will be invited to the feast and encourages them to chant “Long live King Adonijah” as he leaves the room. In today’s Bible Adventure, the students will hear what happens to Adonijah.




**If You Could Have Anything (Discussion).**   Ask the students to imagine if God sent an angel to visit them and said, “Ask what you wish me to give you.” If they could have anything, what would they choose? Make a list of the responses from the students. Tell them that this morning they will hear about a man to whom this really happened and what he chose. Did any of your students choose wisdom? If so, perhaps you have a modern-day Solomon in your classroom!

 **Looking for the Blessings (Activity).** 🦋, 🦋 Draw or find magazine pictures to represent blessings we might experience in our lives and hide them throughout the classroom. As the students arrive, instruct them to "Look for the Blessings." Remember that blessings can come disguised as trials or difficulties but all come from the hand of God. As they find them, collect these and gather the students around for discussion. Tape the blessings up on the whiteboard to remain throughout the morning. Tell the students that they will learn about someone who loved God very much and received great blessings. Explain to them that only when we love God can we see His blessings in our lives.

 **The Founding of America--God Blesses Our Nation (Discussion).** 🦋 Bring in pictures, timelines, etc., to illustrate how God has poured out blessings upon our nation. You might even look at the words of some songs, such as "God Bless America," which were written long ago that talked about or sought the blessings of God upon our nation. Explain that the people who first came to America to escape religious persecution loved God with their whole hearts. Those leaders, who were charged with laying the foundation for our country, were devoted to establishing rules, policies, and procedures which were in accordance to the Word of God. God richly blessed these people and those who followed. As America emerged as a great nation, God blessed it tremendously. There will be time given during the TOOK portion of this morning's activities to discuss if those blessings have continued.

 **Who Killed Adonijah? (Skit/Activity).** 🦋 Have students close their eyes. Have a teacher/helper lay on the floor as if dead. Have someone dressed as a maid come in, and as she is cleaning, she finds Adonijah dead. She screams and calls the Old Testament police. The police come in and tell the class that it is Adonijah. They explain that Adonijah was the oldest remaining son of David and that he had taken it upon himself to become king of Israel. He was not God's choice. He also tried to get Solomon's mother to arrange to have Abishag become his wife. Solomon very likely loved Abishag.


Next, have the police go out of the room in search of suspects. The police will lead six men in and stand them against the front wall as if they are in a police lineup. If possible, have each of them in costume. (You may wish to have students play these parts.) The men are Solomon, Nathan, Benaiah, Azariah, Abiathar, and Joab. Hand out the description sheet (**1KG01.GF1**) to one of the officers who will introduce each of these men. Ask the students to guess who killed Adonijah based on the information from the descriptions. Have them give their reasons for their answers.

 **Monarchy in Modern Days (Background Information).** 🦋 Read the description of modern-day kings and queens to the students. Discuss how different their lives must be from ours. Tell them that their studies will take them to the time of kings written about in the Bible. Have them listen to how these kings came to power, **1KG01.GF2**.


---

 **Book:**

**Presentation Ideas -**

 **Tell the Story from Abiathar's Point of View (Role-play).** 🦋, 🦋 Read 1 Kings 1:7-42, 2:22-35.

 **Solomon on King David's Mule (Illustration/Coloring Page).** 🦋, 🦋 1 Kings 1:38, **1KG01.GF3**.

 **Old David Gives Charge to Young Solomon (Illustration/Coloring Page).** 🦋, 🦋 1 Kings 2:1-9, **1KG01.GF4**.

 **Solomon Asks for Wisdom (Illustration/Coloring Page).** 🦋, 🦋 1 Kings 3:5, **1KG01.GF5**.

 **Solomon on the Throne (Illustration/Coloring Page).** 🦋, 🦋 1 Kings 4:1, **1KG01.GF6**.

### ***Bible Adventure –***

“Daddy, why do we have to suffer in Babylon? Why are we here instead of in our own land? You said our people used to have our own country ruled by our own kings. What happened to us?”

A young Jewish child could have asked these questions after the Israelites were taken captive by the Babylonians. The books of 1 and 2 Kings in the Old Testament were written to answer such questions. These two books give the reasons why Israel was taken into captivity. They begin with God’s commands for the leaders of Israel and His promise of blessing for their obedience to Him. Sadly, the vast majority of kings was not faithful to the Lord. God patiently endured their rebellion and sent His prophets to confront the nation’s leaders, but most of them rejected the Word of God. They chose to worship idols instead, so God punished them by making them suffer under the rule of foreign kings.

The book of 1 Kings starts with King David being a very old man nearing the end of his life. In those days, whenever a king was near death, those who wanted to be the next king would push hard to have the throne. One such man was named Adonijah, David’s oldest living son, who decided on his own that he would be the next king. He convinced several of David’s royal officials to follow him and formed a small army, while the other officials remained loyal to David. When the prophet Nathan heard of Adonijah’s plan, he quickly went to David’s wife, Bathsheba, and discussed it with her. He knew that God had not chosen Adonijah to be the next king. Instead, God had chosen David and Bathsheba’s son, Solomon. But now Adonijah wanted Solomon killed so that he would be out of the way.

Bathsheba then went to David and reminded him of the promise he had made concerning her son, Solomon. She wanted to know why Adonijah was proclaiming himself to be the next king. David did indeed remember his earlier promise and vowed that Solomon would be the king. With these words, it was officially proclaimed throughout Israel that Solomon would, in fact, be the next king. Nathan the prophet anointed him as God’s chosen man. When Adonijah and the others heard what had happened, they became terrified because they knew that they were going to be killed for trying to steal the throne from Solomon.

David also realized that there were those in his kingdom who were not his loyal subjects. Before he died, he spoke with Solomon concerning some of these “dangerous” men. When David died, Solomon took action and killed those who were threats to the kingdom. He began with Adonijah, who was still scheming to take the throne away from his younger brother. When he was finished, Solomon’s rule was safe from any further threats.

But simply taking away “dangerous men” wouldn’t make Solomon a great king. So one day, as Solomon was sacrificing 1,000 burnt offerings to the Lord, God appeared to him and said, “Ask for whatever you want me to give you.” Solomon could have asked for anything from the Lord—long life, wealth, or power—yet he wisely asked for a discerning heart to govern God’s people and to distinguish between right and wrong. In other words, Solomon asked for wisdom! When God heard Solomon’s request, He was very pleased and granted Solomon great wisdom. God promised Solomon that he would be the wisest man who ever lived!

Solomon’s wisdom was tested one day when two women came to him to settle an argument they were having. The two women had given birth three days apart from each other and were living in the same house. One woman’s baby died in the middle of the night because she accidentally rolled over it. When she realized what she had done, she took her dead baby and replaced it with the other woman’s live baby. When the mother of the living baby arose in the morning and saw the dead baby, she carefully noticed that it was not her own but the dead baby of the other mother. When this dispute was brought before Solomon, the two women argued back and forth until Solomon requested a sword and ordered that the baby be divided in two and shared between both mothers!

Solomon gave this wise counsel because he knew that the real mother would not allow her child to be killed, and the false mother would not care about the baby, since it was not her own. When this judgment was spoken, the real mother asked that the other woman take the child. Solomon could then tell who the real mother was by her love for her baby and gave the baby back to her. When the Israelites heard of this judgment, the people feared the king because they saw God’s wisdom in him.

Solomon's kingdom flourished and grew under his leadership. He had tremendous wealth, and because of his wisdom, he spoke 3,000 proverbs and wrote 1,005 songs. For the first time in many years, Israel had lasting peace and no enemies. Solomon's wisdom, power, riches and leadership all grew under the gracious hand of the Lord.

1 Kings 3:3 says, "Solomon showed his love for the LORD by walking according to the statutes of his father David." It was because Solomon loved God and obeyed His commands that God was pleased and blessed him greatly. Are you willing to love God with all your heart? Only then will you be able to see His blessings in your own life. They might not be wealth and a long life like Solomon had but they will be blessings that have come from God's own hand.



#### Aim Questions:

1. **Who wrote the book of 1 Kings?** *Author unknown.*
2. **Why was the book written?** *To show the people in captivity why they were suffering.*
3. **Whom did God choose to be the next king of Israel after King David?** *King Solomon.*
4. **When God told Solomon to ask for whatever he wanted, what did he ask for? What might you have chosen?** *Wisdom.*
5. **What event took place between two women that demonstrated just how wise Solomon was?** *Solomon and the divided baby.*
6. **Why did God bless Solomon?** *Because Solomon loved God and obeyed his commands.*



#### Look:



**"Yes, O King" (Relay Race).**   Divide the students into teams of eight to ten. Have each team line up behind the relay start line while you, the king, sit in a chair behind the throne line (make a throne if you desire). Remind the students that as they heard in today's Bible Adventure, a king's subjects obey his commands. Have the students number off 1 to 10 in each line. Tell the students that you will give a command to the first student in line. He must do as you say to get to your throne, bow, and say, "Yes, O king," before running back to tag the next person in line who will be given a different command. The king will only say the command once so if another team is ahead, they must remember the command given to their number. The king must say:

"Subject #1, hop on your left foot to my throne."

"Subject #2, fly like a bird to my throne."

"Subject #3, twirl around until you get to my throne."

"Subject # 4 & #5, leapfrog to my throne."

"Subject #6, holding onto your ankles, walk to my throne."



"Subject #7, hop on your right foot to my throne."

"Subject #8, skip to my throne."

"Subject #9, crawl to my throne."

"Subject #10, walk backward to my throne."





**Let's Look at Wisdom (Worksheet).**   Have students discover the meaning of "wisdom" by looking up verses and discussing what they mean. Next, have them fill in phrases and verse references on the worksheet in the spaces provided, **1KG01.GF7**.



**Following in His Footsteps (Memory Verse Activity).**  To find today's memory verse, have the students follow the arrows and write each letter in the space provided, **1KG01.GF8**.



**The Love of God (Discussion).**   Did you know that Jesus told His people that if we love Him, we will keep His commandments (John 14:15)? In 1 Kings 3:3, it says that Solomon loved the Lord and walked in the statutes of his father David. Have we been showing love to God by choosing to obey Him? Solomon even asked for wisdom from God when he could have asked for many other things. He wanted wisdom so that he could judge his people well. He wanted to obey God.



**Blessing Banner (Craft).** 🧵 Each student will need:  
 11" x 14" sheet of white paper for a banner  
 blessing buttons from **1KG01.GF9** copied onto different colored cardstock  
 12" piece of yarn

Have students attach a piece of yarn to the top of the banner so that the completed craft can hang on the wall. Have them write out blessings they have seen in their lives on the colored buttons. Tape the buttons to the banner by rolling a piece of tape inside out, so that it is sticky on both sides. This will give a 3-D effect to the button on the banner. Have students use a variety of colors and stick the buttons on the banner randomly. Give the students a handful of blank buttons to take home and add to their banner this week as they see God's blessings in their lives.



**What Does God Expect From a King? (Worksheet/Discussion).** 🧵, 🦋 Using **1KG01.GF10**, look up the verses and talk about the level of expectation that God has placed upon a king. Even though we no longer have a king to rule over us, we have a congress, a president, judges, etc., and none of these have been placed into power outside of the will of God. The Bible tells us that we are to submit to this authority. Solomon was a great king over the Israelites, and he had a big responsibility. A king was to carefully avoid everything that would direct his attention from God. Even the slightest diversion would have great consequences. Maybe not in the short term but definitely in the long run. As you think about the responsibility placed upon kings, think about the responsibility that you have. Ask yourself, "Am I doing what God wants me to do?"



**Aim Questions (Worksheet).** 🧵 Have students answer the aim questions about today's Bible Adventure, **1KG01.GF11**.



**Passage Review Questions (Worksheet).** 🦋 This booklet contains many questions from the Scripture passage covered in today's lesson. Students may work on them in class and complete them during the week at home, **1KG01.GF12**.



**Took:**




**We Show Our Love to God By Being Obedient to His Word (Worksheet).** 🧵, 🦋 Give each student a worksheet to be completed this week at home, **1KG01.GF13**.





**As I Love God with My Whole Heart, I Will Look for His Blessings (Craft).** 🧵, 🦋 Each student will need:

- 2 paper plates
- 18" piece of yarn
- a heart from **1KG01.GF14 Pg. 1**
- a label from **1KG01.GF14 Pg. 2**
- a pair of googly eyes
- coloring crayons or markers
- scissors
- glue

Have students staple the paper plates together, sandwiching a piece of yarn between so that they can hang around the students' necks. Next, have them paste the hearts in the center of one side of the paper plates and the label on the backside of the paper plates. Then have them glue the large eyes on the heart and draw a happy face to complete the heart. Finally, have them write on the rims of the plates, above and below the heart, "Loving God with All My Heart." Talk with the students about loving God this week. Encourage them to "watch for the blessings" He will provide for them. Remind them that these blessings may not come in the same form as those that came to Solomon (riches, wealth, possessions, etc.).

 **How Blessed Is America Today? (Discussion).** 🦋 As a follow-up to the HOOK time discussion, talk about the direction our country has gone since its founding. Are we as a nation still devoted to God? What are some things we have done which are not pleasing to God? Look at some of our presidents and leaders. What happens when the leaders of the nation are not devoted to God? Can we see some consequences of our lack of devotion to God? God is still sovereign and in control of all things. Discuss what we might do to regain God's favor.

 **How Do I See God's Blessings? (Discussion).** 🦋, 🦋 We have hundreds of blessings each and every day. Most of them we take for granted. Some are conditional and some are unconditional. Ask students what kinds of blessings they have every day that they take for granted (i.e., parents, health, breath, sight, food, clothes, a place to sleep, friends, etc.). Explain that even so, we are still ungrateful most of the time. Ask them why it is hard to be grateful for the common blessings in our lives. Ask them how they can be reminded of God's blessings and to thank Him for them.

 **What Kinds of Blessings Do You Want? (Discussion).** 🦋, 🦋 Solomon could have asked for anything he wanted. The class may have already discussed what they would have asked for if they were Solomon. Ask students what kinds of blessings they are really looking for (i.e., baseball cards, clothes, friends, etc.) and what kinds of blessings they should really be asking for. Ask them how their requests may be different this week because of reading about Solomon's request.

# Who Killed Adonijah?

## **Solomon:**

### **New King of Israel**

- ◆ Was promised by God that he would take the throne.
- ◆ Was installed by David as king after Adonijah had put himself forward as king of Israel.
- ◆ Was needed to establish his kingdom and eliminate his competition.

## **Nathan:**

- ◆ Was a prophet during David's and Solomon's reign.
- ◆ Was loyal to David.
- ◆ Helped orchestrate Solomon's rise to power.
- ◆ Was alarmed by Adonijah's claim to power.

## **Benaiah:**

- ◆ Was one of David's mighty men.
- ◆ Was a leader of David's personal army.
- ◆ Did not follow Adonijah.
- ◆ Was Solomon's military commander.

## **Azariah:**

- ◆ Was the high priest during Solomon's reign.
- ◆ Was the son of Zadok, the high priest, who was loyal to David.

## **Joab:**

- ◆ Was commander of the army under King David.
- ◆ Repeatedly acted on his own impulses and did not always follow David's commands.
- ◆ Supported Adonijah in his bid to become king of Israel.

## **Abiathar:**

- ◆ Was high priest under David.
- ◆ Followed Adonijah in his bid to become king.
- ◆ Was removed from the priesthood by Solomon.



# Monarchy in Modern Times



There are many things that monarchs do to help their country. They devote their whole lives to the people. Queen Elizabeth II, at the age of ten, began training for her position as queen when her father was made king after his brother, King Edward the 8<sup>th</sup>, gave up the throne so that he could marry the woman he loved. Because Queen Elizabeth's father was not prepared to become king, he was determined that Elizabeth would be prepared when the time came for her to be queen.



Although many people think that she is just a figurehead, she still has a lot of power. She is able to invite any member of Parliament to form a government, and she can convene and dissolve Parliament itself. She can declare a state of emergency and also mobilize a militia or command from any existing armed forces since all serving members swear their allegiance to the Queen personally, not to the country. On the other hand, she also has to answer to the Parliament for spending the taxpayers' money and give an account for all that is spent.



The Queen of England's rulership is a prime example of a system that is fundamentally undemocratic. It is a system in which the nation continues to have inherited and unmerited privileges, all of which extend to her and her family because they came from a certain genetic line. By being a part of this family tree, titles such as duke, baron, and earl that include seats in Parliament, exist. However, the Queen's continued usefulness to the nation is now in question. She is great for tourist trade, and on state occasions, she treats the public to a good show. Most people, when asked, believe that the monarchy is doomed, and when the Queen dies, it will not survive it.



Queen Elizabeth does keep very busy. There is a constant round of engagements and meetings. She reviews troops, speaks on the radio, and tours the many different provinces that are under Britain's control. She also travels to the United States, Canada, and many other countries. She is the head of the Church of England. She writes legal acts and bills and submits them to Parliament. She makes speeches, shakes thousands of hands, christens ships, visits hospitals, gives awards, opens Parliament sessions, attends university receptions and garden parties, and endlessly smiles and waves.



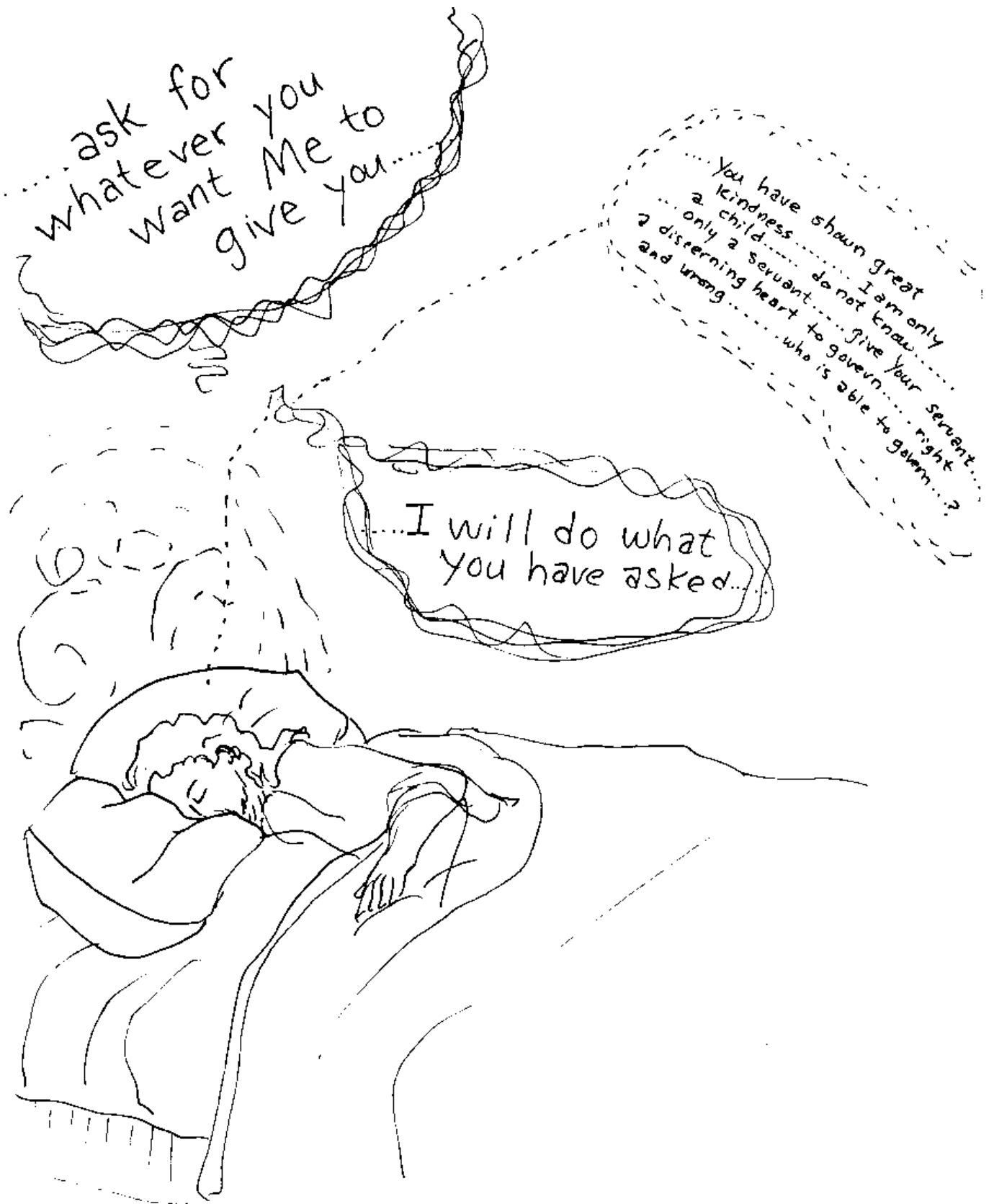
# Solomon on King David's Mule



# Old David Gives Charge to Young Solomon



# Solomon Asks for Wisdom




# Solomon on the Throne



# Let's *LOOK*

at


# WISDOM




Look up the verses listed below, and write a short phrase in the space provided to the right on what you have learned about wisdom. Discuss within your small group how you might apply these thoughts this week.

<b>Proverbs 8:5-7</b>	
<b>Proverbs 8:11</b> <b>Proverbs 16:16</b>	
<b>Ecclesiastes 9:13-18</b>	
<b>James 3:17-18</b>	
<b>Proverbs 1:5</b>	
<b>Proverbs 2:6-8</b>	
<b>Deuteronomy 4:6</b>	








“Solomon showed his love for the LORD  
by walking according to the statutes of  
his father David.”  
1 Kings 3:3

## What Does God Expect From a King?

Let’s take a look and see...

Look up the verses listed and match them to the appropriate picture. Write the verse and the command below each picture and think about the responsibility that a king has.



verse \_\_\_\_\_  
command \_\_\_\_\_

verse \_\_\_\_\_  
command \_\_\_\_\_

verse \_\_\_\_\_  
command \_\_\_\_\_

**Leviticus 18:3**



**Deuteronomy 17:16**



verse \_\_\_\_\_  
command \_\_\_\_\_

**Deuteronomy 17: 17**

verse \_\_\_\_\_  
command \_\_\_\_\_



**Deuteronomy 17:18**

verse \_\_\_\_\_  
command \_\_\_\_\_

**Psalms 20:7, Psalm 33:17**



verse \_\_\_\_\_  
command \_\_\_\_\_

# Aim Questions

Answer the following questions about today's Bible Adventure.

1. Who wrote the book of 1 Kings?
2. Why was the book written?
3. Whom **did** God choose to be the next king of Israel after King David?
4. When God told Solomon to ask for whatever he wanted, what **did** he ask for? What **might** you have chosen?
5. What event took place between two women that **demonstrated** just how wise Solomon was?
6. Why **did** God bless Solomon?

*God blesses those who love Him.*

*How do you show your love for the Lord?*

*Only when we are willing to love God with all our hearts will we be able to see His blessings in our own lives.*



**"Solomon showed his love for the LORD by walking according to the statutes of his father David."  
1 Kings 3:3**

What else did Solomon receive? 3:13-15

Solomon had twelve district governors over all Israel. What were their names? 4:8-19

- |    |     |
|----|-----|
| 1. | 7.  |
| 2. | 8.  |
| 3. | 9.  |
| 4. | 10. |
| 5. | 11. |
| 6. | 12. |

What were these men to do for the king and the royal household? 4:7, 27, 28

What were Solomon's daily provisions? 4:22-23

What did Solomon own? 4:26

Who was Solomon wiser than? 4:31

What all did he do? 4:32-34

## Passage Review Questions

### 1 Kings 1 - 4

When David was an old man, who tried to make himself king?  
1:5

What did Adonijah do, and who did he talk into helping him?  
1:5b-7

When hearing of this plan, who talked to Bathsheba about it?  
1:8-11

What was Bathsheba advised to do to protect herself and Solomon? 1:12-14

While they were telling David what was learned, what was Adonijah doing? 1:19-21

When David learned what Adonijah was doing, what did he do?  
1:22-31

What did David have Zadok the priest, Nathan the prophet, and Benaiah son of Jehoiada do? 1:32-35

When all was done as David wished, what happened? 1:40

When Adonijah had finished with the feast and all at the feast heard the noise in the city, who arrived? 1:42

What was he told? 1:43-49

What did all of Adonijah's guests do when they learned this? 1:50

What did Adonijah do, and how did he survive for a time with the traitorous thing he had done? 1:51-53

When David grew near to death, what did he charge Solomon with in regard to his ruling the Israelites? 2:2-9

When David died, how many years had he reigned? 2:10-11

After David was dead and Solomon was firmly on the throne, who came to see Solomon's mother, Bathsheba? 2:13a

What did he want? 2:13b-17

What happened to Adonijah that very day because of this request? 2:23-25

Who else was sent to Anathoth and removed from the priesthood, and why was he not killed? 2:26-27

Who else was struck down to rid Solomon of his enemies? 2:31-34, 36-46

Now that Solomon's enemies were vanquished and the throne firmly in place in the hands of Solomon, what was one of the things that Solomon did with Egypt? 3:1







When Solomon went up to the high place to sacrifice to the Lord because the temple had not yet been built, what happened in a dream between him and the Lord? 3:6-12

# We Show Our Love to God By Being obedient to His Word

Complete the hearts below when you show your love to God (obey Him) this week.

	MONDAY	TUESDAY	WEDNESDAY	THURSDAY	FRIDAY
Obey Mom & Dad	?	?	?	?	?
Be Thankful	?	?	?	?	?
Love others more than myself	?	?	?	?	?
Read God's Word	?	?	?	?	?
Spend time in prayer	?	?	?	?	?
Do my best possible work	?	?	?	?	?
Share the Gospel with others	?	?	?	?	?

Only when we are willing to love (obey) God with all of our hearts will we be able to see His blessings in our lives.



As we are loving God with  
all of our hearts, we can be  
looking for His blessings.

As we are loving God with  
all of our hearts, we can be  
looking for His blessings.

As we are loving God with  
all of our hearts, we can be  
looking for His blessings.

As we are loving God with  
all of our hearts, we can be  
looking for His blessings.

As we are loving God with  
all of our hearts, we can be  
looking for His blessings.

As we are loving God with  
all of our hearts, we can be  
looking for His blessings.

As we are loving God with  
all of our hearts, we can be  
looking for His blessings.

As we are loving God with  
all of our hearts, we can be  
looking for His blessings.

As we are loving God with  
all of our hearts, we can be  
looking for His blessings.

As we are loving God with  
all of our hearts, we can be  
looking for His blessings.

As we are loving God with  
all of our hearts, we can be  
looking for His blessings.

As we are loving God with  
all of our hearts, we can be  
looking for His blessings.



### Finding The Blessings

Draw or find magazine pictures to represent blessings we might experience in our lives and hide them throughout the living room. Call your family into the living room and instruct them to "Look for the Blessings." Remember that blessings can come disguised as trials or difficulties but all come from the hand of God. As they find the "blessings," collect them and gather your family around for discussion. Tape the blessings up on the wall to remain throughout the family time. Tell your children that they will learn about someone who loved God very much and received great blessings. Explain to them that only when we love God can we see His



**FAITH BIBLE CHURCH**

1/21/01

# FAMILY FUN SHEET

This is what we learned today:

**Passage** ~ 1 Samuel 1:1-7:17

**Memory Verse** ~ 1 Kings 3:3a

"Solomon showed his love for the LORD by walking according to the statutes of his father David."


**Application Points** ~

- ◆ God blesses those who love Him.
- ◆ Loving God means obeying Him in all areas of your life.
- ◆ We can only obey God if we know His Word.



### Parenting Classes Begin

Two parenting classes will begin February 4th. The infants class, ages 0 - 6 mo., will be held at 10:30 a.m. Sunday mornings in Room 262. The Parenting with Confidence class, ages 3 - 10 yrs., will be held at 5:30 p.m. in Room 263. See the insert in today's bulletin for details. Registration begins this Sunday, so don't forget to sign up! Our third class, for toddlers, ages 6 mo. - 3 yrs., will begin March 11.



### Children's Tapes



Children's ministry has been putting together tapes with the Bible Adventures, memory verses, and songs. Children love them and learn the stories very well. The songs are helpful for the whole family in memorizing Scripture. Pick up the 1 Kings tape and booklet next week!



### Love Him in the Morning

Love Him in the morning when you see the sun arising.  
 Love Him in the evening, 'cause He took you through the day.  
 And in the in-between times when you feel the pressure coming,  
 Remember that He loves you and He promises to stay.

When you think you've got to worry  
 Because it seems the thing to do.  
 Remember He ain't in a hurry.  
 He's always got time for you so...

*Chorus*

## PASSAGE

- ☐ **Daily Bible Reading:** 1 Kings has many easy-to-follow narratives for all ages. Here is a breakdown of passages you can read throughout the week:

**Day 1:** Chapter 1:1-37

**Day 2:** Chapter 1:38-2:18

**Day 3:** Chapter 2:19-46

**Day 4:** Chapter 3

**Day 5:** Chapter 4

- ☐ **Family Bible Night: 1 Kings 3:1-27**

When David died, Solomon took action and killed those who were threats to the kingdom. He began with Adonijah, who was still scheming to take the throne away from his younger brother. He then had Joab killed and put Shimei under house arrest. As a result, Solomon's kingship was secured from any further threats.

But simply taking away "dangerous men" wouldn't make Solomon a great king. So one day, as Solomon was sacrificing a thousand burnt offerings to the Lord, God appeared to him and said, "Ask for whatever you want me to give you" (3:5). Solomon could have asked for anything from the Lord – riches, long life, wealth, and power – yet he wisely asked for "a discerning heart" to govern God's people and "to distinguish between right and wrong" (3:9). Solomon asked for wisdom! When God heard Solomon's request, He was very pleased and granted Solomon wisdom. God promised that Solomon would be the wisest man who ever lived (3:12).

## PERSONAL APPLICATION

### **God Blesses Those Who Love Him**

The reign of King Solomon was one of the most blessed times in all the history of Israel. The nation had lasting peace, a growing and prosperous economy, and was envied by all the surrounding nations. But where did all these blessings come from? They came from the good and gracious hand of the Lord. In 1 Kings 3:3, it says, "Solomon showed his love for the LORD by walking according to the statutes of his father David." Because King Solomon loved God and obeyed His commands, God was pleased and blessed him greatly.

Only when we are willing to love God with all of our hearts will we be able to see His blessings in our own lives. These won't necessarily be the same as what Solomon received (i.e., riches, wealth, long life), but they will clearly be from God's hand, not our own.

### **Application Questions:**

- ◆ What does it mean to love God?
- ◆ In what ways can you show love? What specific

## PRAYER

### **Prayers of Old Testament Saints**

One of the best ways to learn how to pray is to look at examples of prayer by people in the Bible. 1 Kings 3:6-9 is a prayer by Solomon.

Read through this prayer out loud as a family. Identify some of the following aspects in Solomon's prayer. When you are finished, use Solomon's prayer as an example for your family's prayer time.

**Praise**  
**Trust in God's Promises**  
**Godly Requests**