

October 31, 1999

1 John 5

Early Childhood

1JN05EC

Jesus Gives Eternal Life.

Materials I Need:

Theme for the book of 1 John: Little children can walk in Jesus' light.

Memory Verse for the book of 1 John:

Two- and three-year old verse: If we walk in the light...we have fellowship with one another.
1 John 1:7

Four- and five-year-old verse: If we walk in the light, as He is in the light, we have fellowship with one another. 1 John 1:7

Attribute of God emphasized in 1 John 5: God is love.

Aim Questions for 2's & 3's:

1. **Did John write the letter in the Bible book called First John?** *(Yes. The apostle John wrote 1 John.)*
2. **Does Jesus live in heaven with God the Father?** *(Yes)*
3. **Did John say that God wants us to see Jesus with our eyes and live with Him in heaven someday?** *(Yes)*
4. **Do we have fellowship with God and with others when we walk in Jesus' light?** *(Yes. Say the memory verse.)*
5. **Sing verse nine of the theme song, "Walking in the Light."** *(See the Song section.)*

Aim Questions for 4's, 5's & K:

1. **What book of the Bible have we been learning about?** *(1 John) Who wrote the letter called First John?* *(The apostle John wrote 1 John.)*
2. **Can we see Jesus with our eyes right now?** *(No, because Jesus is in heaven with God the Father.)*
3. **What do we need in order to believe that Jesus is alive in heaven even though we can't see Him?** *(We need faith from God to believe what John says in the book of 1 John about Jesus.)*
4. **Does God want us to see Jesus with our eyes and live with Him forever in heaven?** *(Yes)*
5. **How do we have fellowship with God and with other Christians?** *(Say the memory verse.)*
6. **Sing verses nine and ten of the theme song, "Walking in the Light."** *(See the Song section.)*

Key for symbols:

- This box symbol represents ideas that can be used for two-year-olds through kindergarten. Please remember to slow down the pace for two-year-olds and keep the pace moving for five-year-olds.
- ② This symbol represents ideas that are best used for two- and three-year-olds.
- ④ This symbol represents ideas that are best used for four-year-olds through kindergarten.

Hook:

- Guessing Center:** Provide the leader with numerous pictures of items that are familiar to the children. The leader will describe the animal or object without using the name of that object. He can tell what it does, where it is found, how it feels (smooth, rough), etc. Have the small group members guess what the leader is looking at and describing for them. If appropriate, have a child choose a

picture and do the description for the group. In today's Bible Adventure, John tells the new Christians to have faith in Jesus who is in heaven. John had seen Jesus, but they needed faith to help them obey Jesus because they hadn't see Him in person.

- People of the World Center:** Bring books of colorful pictures of people from all parts of the world. Point to several pictures of people and ask if God loves these people. After establishing that God does love all people, talk about what makes these people different than those in the classroom. (What do they wear, eat, do in their free time?) Ask how these people can find out that God does love them. (Missionaries, Bibles) Ask how we can learn to love all kinds of people. (Tell them about Jesus, obey Jesus, let Jesus' love pour through us)
- Building Blocks:** Provide a large number of blocks for the group. As the children build and work together, talk about sharing with one another. "We are walking in the light of Jesus if we obey and share with someone who doesn't have as much as we do."
- Puzzle Center:** Have the leader spread out the pieces of a puzzle on the table. Hand an individual piece to one of the children and have him put it in place. Repeat with each piece. When the puzzle is done, talk about us being able to know what it is after it is all together. It is the same with the children of God. We are recognized as the children of God when we walk in the light and obey Jesus. Dump the puzzle pieces again and this round, say the following when the pieces are put in place: "When we walk in the light we won't stumble. We will obey our parents the first time they ask. We will love our brother and sister. We will want to share. We won't listen to people who tell lies about Jesus. We will love people of all kinds. We will be excited to see Jesus with our own eyes!"
- Jack in the Box Center:** Bring a large cardboard box that will allow one child to fit inside. Convince a child to curl up inside and close the top before saying:
"Jack in the box all shut up tight,
Not a breath of air, not a ray of light.
How tired he must be all down in a heap.
We'll open the lid and up he will leap!"
The child pops out as the leader and children open the lid for him. This activity can be accompanied with the following words: "Many people all over the world are in the dark about the truths of Jesus. It is our job to open the 'lid' and let Jesus' light shine to them, also."
- View Master Center:** Bring several view masters and slides for the children to study. In today's Bible Adventure, John wrote the Christians to tell them that some day all Christians would be able to see Jesus just as the slides can be seen by those who look at them.
- Match Game:** Using two sets of pictures from previous lessons, let children color them before playing the match game. Turn the pictures over and find the matches!
- ④ **Play Dough Praying Hands:** Roll out the play dough with rolling pins. Trace around a child's hands with a pencil point. Talk about to whom we pray, for whom we pray, and who listens and cares.
- ④ **Find the Hidden Pictures:** Hide pictures of obedient and disobedient children and symbols (heart, Bible, ear) around the room. You may want to hide several sets of the same pictures so everyone can find positive pictures. Ask children to find and bring back to the circle only those pictures that represent walking in the light with Jesus. Talk about the pictures together.
- ④ **Foot Prints:** Cut out the foot prints from construction paper. Tape them to the floor to make a path for the children to use in the Look time Musical Review.



Book:

Presentation Ideas -

- All of the pictures for today's Bible Adventure are review pictures taken from former 1 John lessons. Take the time to gather the pictures mentioned for an effective Bible Adventure. You may choose to use fewer pictures for two-year-olds.

Bible Adventure for 2's & 3's-

(Show the review 1JN01ECGF2 picture of John writing his letter.) Do you remember who wrote the letter in our Bibles called First John? (*John*) John loved Jesus so much that he wrote this letter to tell us how to love Jesus, too. John said that whoever loves Jesus will want to walk in Jesus' light.

(Show the review 1JN02ECGF1 picture of Jesus in heaven with the light of God the Father beside Him.) We can see pictures of Jesus but we can't see Jesus in person because He is in heaven with God.

John tells us in his letter that if you believe Jesus is God's Son who lives in heaven, then someday you can go to heaven and see Jesus with your own eyes. The Bible also promises that you will be able to live with Jesus forever and ever!

Knowing that he could be with Jesus forever someday made John very happy. John wants us to be happy and excited about being with Jesus, too.

(Personalized by teacher) I know that one day I will see Jesus with my own eyes (*Point to your eyes again.*), so that's why I want to walk in His light today. How about you? Do you want to walk in Jesus' light today? Can you remember some of the things John has told us before in his letter about walking in Jesus' light? Let's remember together.

(Show the review 1JN01ECGF3 picture of people walking in Jesus' light and those falling in the darkness.) When we walk in the light, we won't stumble and fall into disobeying.

(Show the review 1JN02ECGF5 picture.) Children walk in the light if they obey their parents the first time they are asked to do something.

(Show the review 1JN03ECGF2 picture.) If we walk in the light, we will not hate our brother or sister. We will not be like Cain, who hated his brother Abel.

(Show the review 1JN02ECGF2 and 1JN02ECGF4 pictures.) Children who walk in the light will love their brothers and sisters. They will want to share what they have with someone who doesn't have as much.

(Show the review 1JN02ECGF1 picture of Jesus in heaven again.) Children who walk in the light will be excited about someday seeing Jesus with their very own eyes.

Prayer: Dear God, it makes me happy to know that Jesus lives with You in heaven. Please help me walk in His light today, so that someday I can see Jesus with my own eyes. In Jesus' name, Amen.

Bible Adventure for 4's, 5's & K-

(Show the review 1JN01ECGF2 picture of John writing his letter.) Do you remember what we call John's letter that we have been learning about? (*First John*) It's called First John because it is the first letter John wrote. John wrote a second letter (hold up two fingers) and a third letter (hold up three fingers) that are also in our Bible. John wrote these letters because he loved Jesus so much and wanted us to know the truth about Jesus. John said that whoever loves Jesus will want to walk in Jesus' light.

But John tells us we need faith to help us walk in Jesus' light. (*Have the children say the word, "Faith," several times.*) Faith means believing in something you cannot see with your eyes. (*Point to your eyes.*)

(Show the review 1JN02ECGF1 picture of Jesus in heaven with the light of God the Father beside Him.) We can see pictures of Jesus, but we can't see Jesus in person because He is in heaven with God.

John tells us in his letter that if you believe Jesus is God's Son who lives in heaven, then someday you can go to heaven and see Jesus with your own eyes. The Bible also promises that you will be able to live with Jesus forever and ever!

John also tells us in his letter that if you believe Jesus is God's Son, then you can talk to Him by praying. And guess what? Jesus will hear your prayers and will help you. John says you can pray for other people, too, like your mommies and daddies, and your brothers and sisters. Jesus will hear your prayers for them, and He will help them because you have asked Him to.

Knowing that Jesus heard his prayers and that he could be with Jesus forever someday made John very happy. (*Put on a smiley face.*) John wants us to be happy that Jesus hears our prayers, and he wants us to be excited about being with Jesus, too.

(Personalized by teacher) I know that one day I will see Jesus with my own eyes (*Point to your eyes again.*), so that's why I want to walk in His light today. How about you? Do you want to walk in Jesus' light today? Can you remember some of the things John has told us before in his letter about walking in Jesus' light? Let's remember together.

(Show the review 1JN01ECGF3 picture of people walking in Jesus' light and those falling in the darkness.) When we walk in the light, we won't stumble and fall into disobeying.

(Show the review 1JN02ECGF5 picture.) Children walk in the light if they obey their parents the first time they are asked to do something.

(Show the review 1JN03ECGF2 picture.) If we walk in the light, we will not hate our brother or sister. We will not be like Cain, who hated his brother Abel.

(Show the review 1JN02ECGF2 and 1JN02ECGF4 pictures.) Children who walk in the light will love their brothers and sisters. They will want to share what they have with someone who doesn't have as much.

(Show the review 1JN04ECGF1 picture of a group of people listening to a "false teacher.") Walking in the light means not listening to false teachers who tell lies about Jesus.

(Show the review 1JN04ECGF2 picture of a map with children on five countries.) Children who walk in the light will love people of all kinds, just as God loves people of all kinds -- people from France, Africa, Venezuela, Indonesia, and the United States.

(Show the review 1JN02ECGF1 picture of Jesus in heaven again.) Children who walk in the light will be excited about someday seeing Jesus with their very own eyes.

Prayer: Dear God, it makes me happy to know that Jesus lives with You in heaven and that He hears my prayers. Please help me walk in His light today, so that someday I can see Him with my own eyes. In Jesus' name, Amen.



Look:

Aim Questions: The Aim Questions can be numbered and written on brightly colored footprints and placed on the floor in the circle after the Bible Adventure is finished. The children can be called up one at a time to pick up the correct question for the teacher to read.

Snack Party: Provide party plates and napkins for snack time (and muffins or cupcakes for everyone?). Tell the children that the Bible promises that we will be able to live with Jesus forever and ever. That promise made John very happy, and he wanted all Christians to be excited and happy about being with Jesus, too. You can have a party and celebrate today knowing that Jesus always keeps His promises.

First John Review Booklet: (1JN05ECGF1) Fold the GF1 page in fourths to make a booklet. Let the children color the pictures and glue little hearts on each page. Go over the pages with each child. Sing the verses of "Walking in the Light." Review the memory verse, deleting "as He is in the light" for two- and three-year-olds. Ask the children to tell their parents what is in their booklets. Have the children name someone with whom they could share this booklet.

"Ten Little Children" Finger Play: The teacher reads the following lines while a helper stands in front of the group showing the hand movements.

Ten little children standing in a row,
They do good things for others,
Everywhere they go.

(Children hold up both hands with all fingers up.)

One little child, she's really very sweet.
She helps her mother stack the laundry neat.

(All fingers go down.)

(Raise a thumb.)

This little child plays with baby brother.
This is very helpful to this child's mother.

(Raise one finger.)

This nice child smiles and tries to be
The best little child you ever did see.

(Raise another finger for each child.)

This child plays nicely, doesn't quarrel or fuss.
That's what we do; this child is like us.

This good child puts all toys away,
Nice and neat for mother; does this every day.

This child is careful, isn't rough with others,
Loves the family, all sisters and brothers.

This little child helps father in the yard.
He says he works very, very hard.

This child helps mother; she works until she's through.
She isn't lazy. Are we that way, too?

This child is learning to obey the traffic light.

Green means go; stop (*pause*) on red. That's right.

This little child knows of Jesus' love.

How He came from heaven, God's home up above.

Ten little children standing in a row. *(All fingers up and waving.)*
They do good things for others, everywhere they go.

Review: See other lessons from First John and incorporate activities not used previously or repeat the children's favorites.

Simplified "Walking in Jesus' Light" Review: Ask the child standing on ___ colored feet to raise their hands. Use their names in the verse. (If ___ has the Son, Jesus, ___ has life.)

Marching Songs: Sing several verses of the Theme Song, "Walking in the Light," while marching around the room. Or, take a short field trip and go outside and sing, "Walking in the Light," while marching in the sunlight.

④ **Coloring: (1JN05ECGF2)** Color the picture of children praying or talking to God. Talk about what they might be praying about. Draw lines from each child to God.

④ **Bible Adventure Aim Questions:** Ask a child on a certain colored foot to answer an Aim Question. They might fill in the blank as follows.
Faith is believing in something you can't see with your (eyes).
Believe in Jesus and live with (Him) forever.
Prayer is (talking) to God.
You can pray for mommies, daddies, (brothers, sisters, missionaries).

④ **"Walking in Jesus' Light" Musical Review:** Place a path of foot patterns around the room. Make sure you have a red, yellow, green, blue, orange, purple, and brown feet included. When the music stops, ask the child on the (color) foot to raise his hand. Ask this child a question using the seven review points in the Bible Adventure today. Occasionally, stop the music and ask all those on colored feet to raise their hands and say the memory verse together.

④ **Door Hanger: (1JN05ECGF3)** Color the praying hands. Cut out the hanger. Encourage children to put it outside their door when they are talking to God. Who can they pray for when they talk to God?

Songs:

"Walking in the Light" Theme Song *(tune: "Bringing in the Sheaves")*
(Two-year-old verse)

1. Walking in the light, walking in the light. *(March as you sing.)*
When I walk with Jesus, I am walking in the light.

(Four- and five-year-olds add the second verse.)
2. Walking in the light, walking in the light.
My sins will be forgiven when I'm walking in the light. *(Place one or both hands over your heart.)*
(The following verses will be used in the next four weeks of our study in the book of 1 John.)
3. Walking in the light, walking in the light.
I will love my brothers when I'm walking in the light. *(Put an arm around another child.)*
4. Walking in the light, walking in the light.
I'll obey what Jesus says! I'm walking in the light. *(Hold hands to form a Bible book.)*
5. Walking in the light, walking in the light.
When I practice righteousness, I'm walking in the light. *(Shake your head, "Yes.")*
6. Walking in the light, walking in the light.
If I choose NOT to sin, I'm walking in the light. *(Shake your head, "No.")*
7. Walking in the light, walking in the light.
I love God and God loves me. I'm walking in the light. *(Hug yourself.)*
8. Walking in the light, walking in the light.
I can share God's love when I'm walking in the light. *(Take the hand of another child.)*
9. Walking in the light, walking in the light.
I will live with Jesus walking in the light. *(Point to heaven.)*

10. He who has the Son, has eternal life. *(Point to the sky.)*
He who does not have the Son, does not have the life. *(Point to the floor.)*

Autumn Leaves *(tune: "Ring Around the Rosie")*
See the leaves are falling, *(Children join hands and walk in circle to the left.)*
Oh, pretty leaves are falling,
Red leaves, Brown leaves, *(Stop walking.)*
They all fall down. *(Sit on floor.)*

Believe in Jesus: *(Tune: "Ring around the Rosie")*
Stand with the children in a circle.
Ring around the circle; ring around the circle.
Believe in Je-sus.
We all live forever! *(Stand on tip toes, hands waving in air.)*

Ring around the circle; ring around the circle.
Praying for our Mommies *(daddies, brothers, sisters)*
We all bow down. *(Kneel and fold hands.)*

Ring around the circle; ring around the circle.
Believe in Je-sus.
Walk in His light. *(Shake feet.)*



Took:

Flashlights: Give each child a flashlight and printed memory verse. Help the child to tape the verse onto the flashlight which he will be able to take home this week. Remind the children of the significance of the light and walking in the light. Sing several verses of "Walking in the Light" as the children shine their flashlights on their First John Review Booklets.

"Seeing Jesus" Glasses: Cut glasses out of poster board. Punch holes on each side. Tie a large rubber band in both holes to hold the glasses on the child's ears. Place small stickers around the frame. Talk about looking to heaven. We don't see Jesus but by faith we know He is there with God. If we believe in Jesus, we will be with Him someday and see Jesus with our own eyes.

④ **Walking in Jesus' Light Activity Page: (1JN05ECGF4 and 1JN05ECGF5 stickers)** Copy the GF5 page on 1" x 2 5/8" laser labels to make stickers. The page includes four sets of stickers. Let the children find the footprint on the GF4 page that matches the sticker and place the sticker on the footprint. Talk about the significance of each of the words in the footprints and how each one is a part of a person's life who is walking in Jesus' light.

④ **Praying Hands: (1JN05ECGF6)** Fold a piece of colored construction paper in half. Ask the children to place the edges of their little fingers along the fold. Trace around their hands. Cut or tear along these lines. Provide circle faces for children to glue on the inside of their praying hands. These are to represent people for whom they can pray. Ask them to name the people. Write these names under the pictures if you have time.

3.


Walking in the Light
(tune: "Bringing in the Sheaves")
Walking in the light (Repeat)
I love God and God loves me.
I'm walking in the light.



We love other people because
God loved us first.

2.

John wrote, "If we walk in the light,
as He is in the light, we have
- fellowship with one another."
1 John 1:7



God loves and wants fellowship with
people of every nation in the world.



Walking in the Light
(tune: "Bringing in the Sheaves")
Walking in the light (Repeat)
I can share God's love
When I'm walking in the light.

4.

John wrote First John
in the Bible.






Walking in the Light
(tune: "Bringing in the Sheaves")
Walking in the light (Repeat)
When I walk with Jesus,
I am walking in the light.

1.

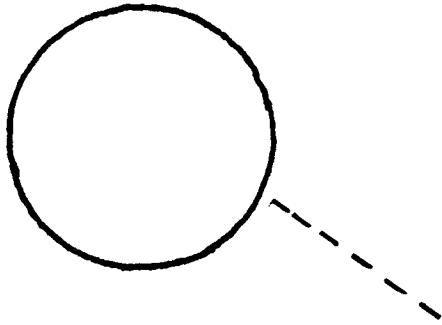


Say a prayer to God.
He will hear you.

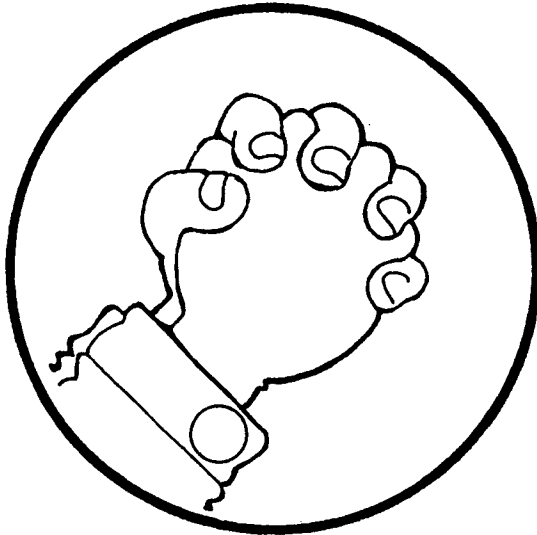
Draw a line from each child to God's name.



Praying Hands Door Hanger




**I am
praying.**

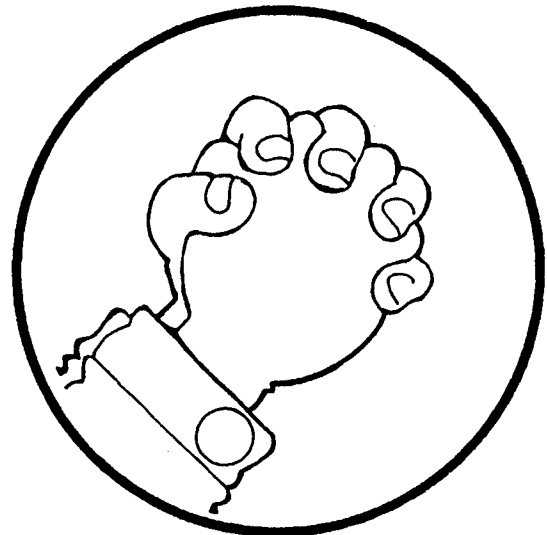


**If we walk in the light,
as He is in the light,
we have fellowship
with one another.**

1 John 1:7

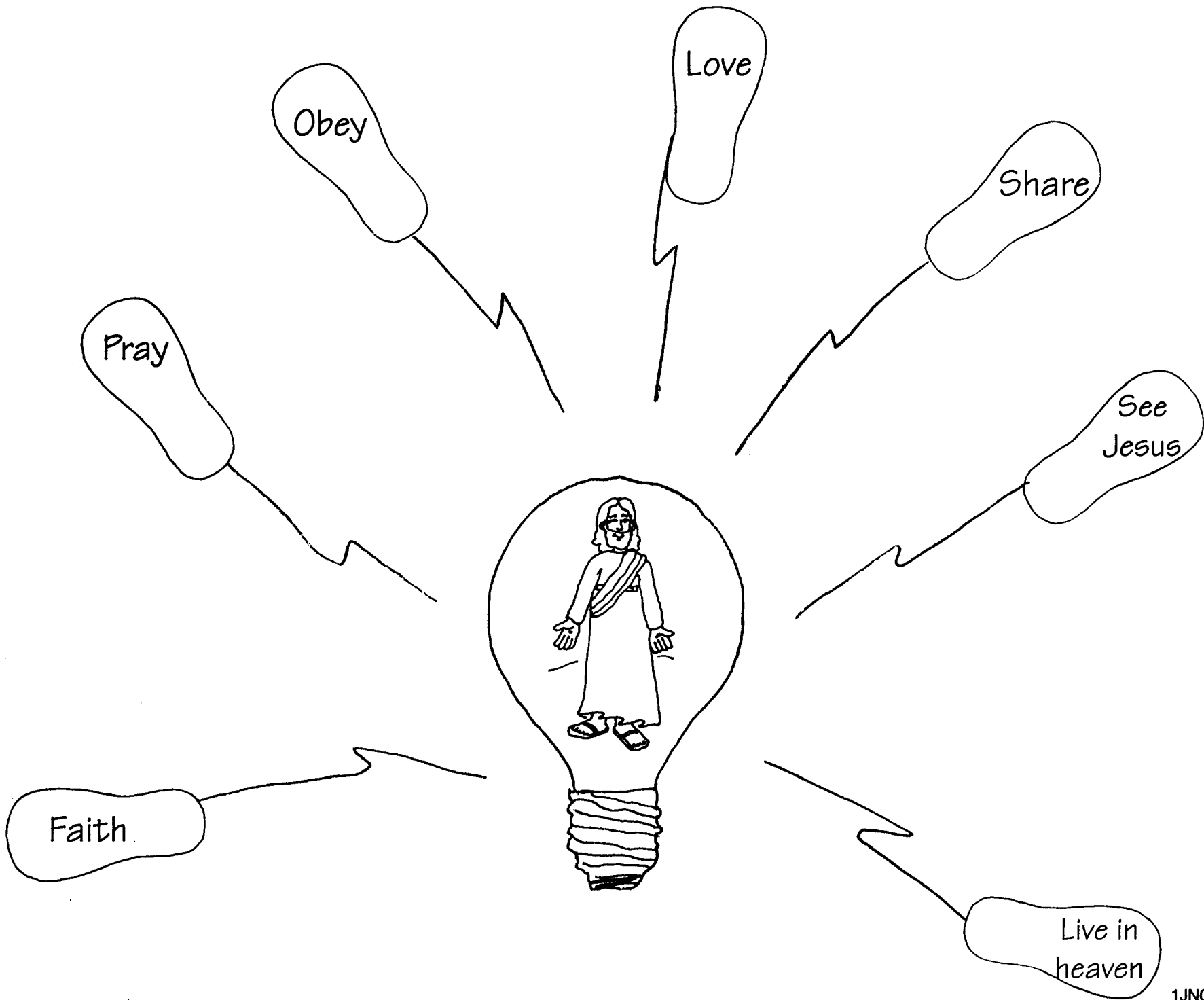


**I am
praying.**



**If we walk in the light,
as He is in the light,
we have fellowship
with one another.**

1 John 1:7



Faith

Faith

Faith

Pray

Pray

Pray

Obey

Obey

Obey

Love

Love

Love

Share

Share

Share

See Jesus

See Jesus

See Jesus

Live in heaven

Live in heaven

Live in heaven

Faith

Pray

Obey

Love



Share

See Jesus

Live in heaven

People for Praying Hands

(two sets)





This is what I learned today!

This week the children learned more about God's love. John continued to write in his letter that whoever loves Jesus will want to walk in Jesus' light. But John tells us we need faith to help us walk in Jesus' light. If we believe that Jesus is God's Son who lives in heaven, then someday we can go to heaven and see Jesus with our own eyes. The Bible also promises that we will be able to live with Jesus for eternity. We can talk to Jesus now by praying. Jesus will hear our prayers and help us. John wants his readers to be happy and to know God's love by telling them that Jesus hears their prayers and they will be able to see Jesus and live with Him forever.

Today's Memory Verse:

**If we walk in the light, as He is in the light,
we have fellowship with one another.**
1 John 1:7

We "See" Jesus by Faith



If you have a large cardboard box that will allow one child to fit inside, convince your child to curl up inside and close the top. A small closet or two laundry baskets could work.

Teach your children the following rhyme:

Jack (Susie, Adam) in the box all shut up tight,
Not a breath of air, not a ray of light.
How tired he must be all down in a heap.
We'll open the lid and up he will leap!"

The child pops out as you open the lid for him. This activity can be accompanied with the following words: "Many people all over the world are in the dark about the truths of Jesus. It is our job to open the "lid" and let Jesus' light shine to them, also."

"Walking in the Light" Theme Song

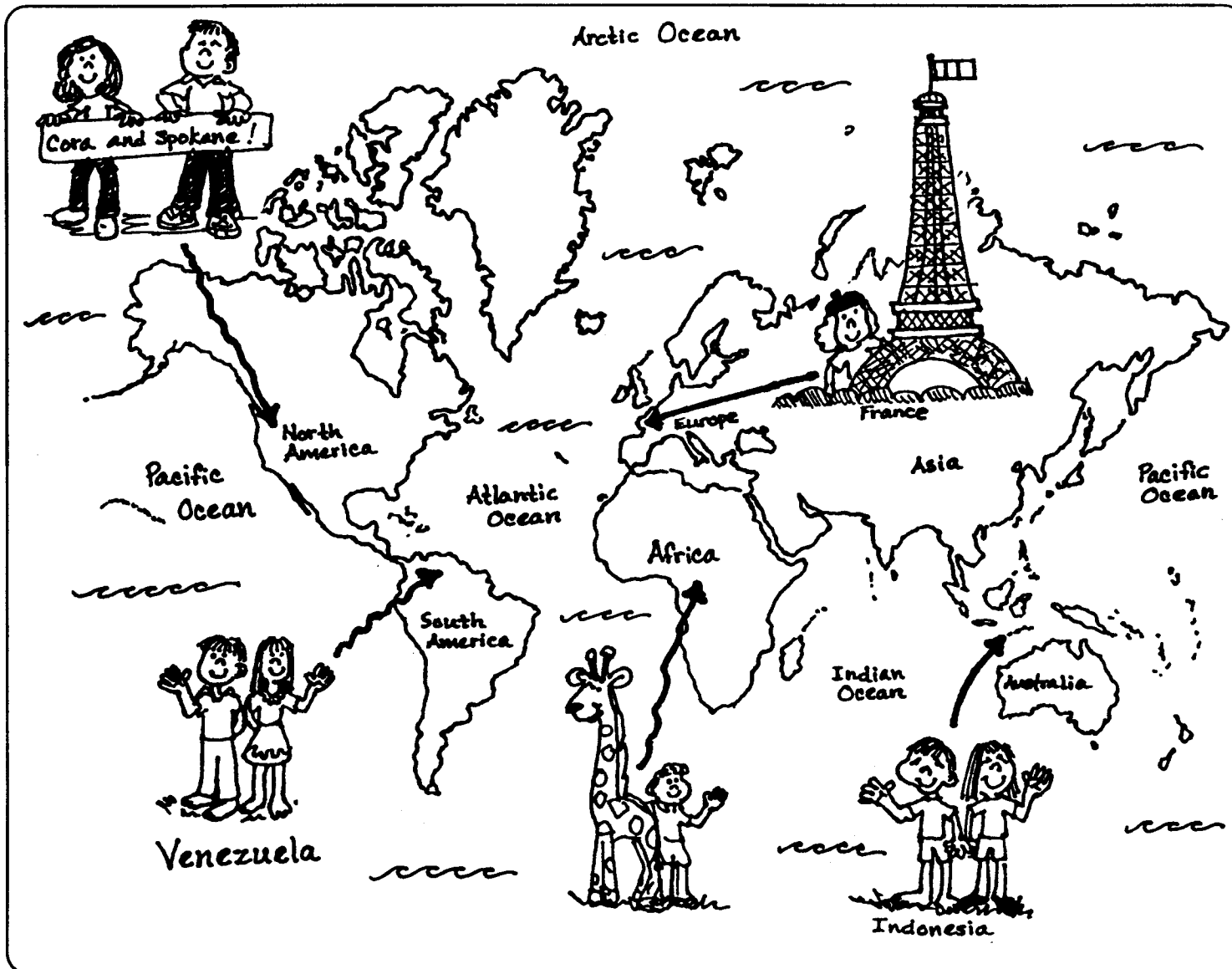
(tune: "Bringing in the Sheaves")

Walking in the light, walking in the light. (March as you sing.)
When I walk with Jesus, I am walking in the light.

(New verses for this week:)

Walking in the light, walking in the light.
I will live with Jesus walking in the light. (Point to heaven.)

He who has the Son, has eternal life. (Point to heaven.)
He who does not have the Son, does not have the life.
(Point to the floor.)



1JN05ECPPP

God loves people of every nation. Our FBC missionaries live in the countries represented on this map and tell people about Jesus. They tell the people in Venezuela, France, Indonesia, and Africa that God showed His love by sending Jesus to take the punishment that we deserve. As you talk about God's love, let the children glue or tape (with double stick tape) bits of foods to the page to show what people eat in different countries. Food items could be banana chips, tortilla chips, French bread, and coconut.