

October 24, 1999  
Early Childhood  
God Is Love.

1 John 4  
1JN04EC

**Materials I Need:**

**Theme for the book of 1 John: Little children can walk in Jesus' light.**

**Memory Verse for the book of 1 John:**

**Two- and three-year old verse: If we walk in the light...we have fellowship with one another.**  
1 John 1:7

**Four- and five-year-old verse: If we walk in the light, as He is in the light, we have fellowship with one another.** 1 John 1:7

**Attribute of God emphasized in 1 John 3: God is love.**

**Aim Questions for 2's & 3's:**

1. **Did John write the letter in the Bible called First John?** *(Yes. The apostle John wrote 1 John.)*
2. **Did the false teachers tell lies about Jesus?** *(Yes. The false teachers said that Jesus was not God the Son.)*
3. **Did John say that God is love and that He loves us?** *(Yes)*
4. **Does God fill us with His love so that we can fellowship with one another?** *(Yes. Say the memory verse.)*
5. **Sing verse seven of the theme song, "Walking in the Light." (See the Song section.)**

**Aim Questions for 4's, 5's & K:**

1. **What book of the Bible have we been learning about?** *(First John)*
2. **Who wrote the letter called First John?** *(The apostle John wrote 1 John.)*
3. **What did the false teachers say about Jesus?** *(The false teachers lied and said that Jesus was not God the Son.)*
4. **How did God show that He loves us?** *(God sent His Son, Jesus, to take the punishment that we deserve for our sins. God also tells us in the Bible that He is love.)*
5. **How do we have fellowship with God and with other Christians?** *(Say the memory verse.)*
6. **Sing verses seven and eight of the theme song, "Walking in the Light." (See the Song section.)**

**Key for symbols:**

- This box symbol represents ideas that can be used for two-year-olds through kindergarten. Please remember to slow down the pace for two-year-olds and keep the pace moving for five-year-olds.
- ② This symbol represents ideas that are best used for two- and three-year-olds.
- ④ This symbol represents ideas that are best used for four-year-olds through kindergarten.

**Hook:**

- Letter Writing Center:** Provide writing paper, envelopes, a variety of stamps, and pencils for the children to practice their writing skills. Encourage them to tell you who they are writing to and what they are writing about. They may choose to draw a picture or write to a particular person. The leader can address the envelope for them and they can apply the stamp(s). The children can deliver their

letters to their parents, grandparents, or friends. In the book of 1 John, the Apostle John wrote to the early Christians to tell the people about Jesus and how much He loved them.

---

- Bible Story Book Center:** Bring to class several children's Bible story books that tell of Jesus healing people who are sick or about Jesus hushing the wind to make the sea calm. Read these stories to the children. In his letter, the Apostle John tells the people that Jesus was God the Son. John lived with Jesus and saw the mighty things He could do.
- Good Fruit/Bad Fruit Tree Center: (1JN01ECGF6 and 1JN01ECGF7)** Draw two large trees on poster boards. Label one tree "Good Fruit" (Bible truths) and one tree "Bad Fruit" (lies). Separate and spread out the pictures from 1JN01ECGF6 & 1JN01ECGF7. Attach a little poster tack on the back of each picture. Have a child choose a picture and study it. Ask if it is a good or bad fruit (obeying Jesus or disobeying Jesus). The children should realize that if it is good fruit, they can find it being taught by Jesus in the Bible. They then stick that picture on the correct tree. Repeat for all the pictures. Apostle John wrote to tell the people that some teachers spread lies about Jesus and he wanted the people to be able to know the difference between the truth of Jesus and the lies of the bad teachers.
- Who Is Telling the Truth?:** Hide a toy or familiar article behind an object where it can't be seen. Two people will take turns telling a third person what is hidden. The child listens to both descriptions of the article and tries to guess who was telling the truth. (Two leaders could give the descriptions so as to not encourage lying by the children.) In today's Bible Adventure, some people were telling lies about Jesus and John knew it so he wrote a letter to help people understand the truth.
- Pouring Out God's Love:** Bring a pitcher full of rice and several empty cups. Cover a table with a vinyl cloth. Label the pitcher "Love of God" and the cups "Us." Talk about God's love being poured out to us and pour the rice into one cup. When that cup gets full, pour from that cup into another. "There is so much of God's love that we can give it to others. Jesus loves us so much that He shines His love through us. We get God's love from Him and from each other."
- Flashlight Game:** Each child will color the picture of the little girl or little boy to match the color of the clothes he or she is wearing the picture to light the picture of the child from behind. Repeat the theme for the book of 1 John, "Little children can walk in Jesus' light," as the children hold their pictures and lights. verses of "Walking in the Light" as the children shine their flashlights.
- Kind Gesture Game:** Gather the children into a circle. Teaching about fellowship with others, repeat the attribute of God emphasized in 1 John chapter three--God is love. Repeat the memory verse for the book of 1 John, "If we walk in the light. . . we have fellowship with one another" (two- and three-year-olds), and, "If we walk in the light, as He is in the light, we have fellowship with one another" (four- and five-year-olds). After reviewing the memory verse, ask the children to show a kindness, one at a time, to the child next to them on their right. Examples would be a kind word, a handshake, a hug, a pat on the back, telling them God loves them, and others.
- Happy--Sad Puppets:** Let children color a happy face on one side of a paper plate and a sad one on the other. (Attach a tongue depressor on each plate with a hot glue gun before class.) These will be used later for review. Talk about telling or listening to the truth and being happy, or listening to a lie and being sad.
- "Stick the Bible on the Ear" Game:** Draw a large child with prominent ears on a piece of butcher paper on the wall. Blindfold the children and give them a Bible sticker to place on the ear. (Young children can do the activity without being blindfolded.) The Bible Adventure today is about hearing the truth about Jesus. God's words written in the Bible are truth and what He wants us to hear.
- ④ **Truth or False Game:** Bring a strange object (like an egg slicer or apple corer) and show it to three teachers. They each are to give their own interpretation of what it is. One tells the truth while the others make up a good story! Tell them to give silly answers except for one. Ask the children to guess who is telling the truth. In the Bible Adventure today, some people are telling the truth about who Jesus is and some are not.
- ④ **Musical Chairs:** Place the chairs in a circle with the backs of the chairs in the middle. Have one chair for each child. Place a Bible on one of them. As children circle the chairs in time with the

music, when it stops one of them will sit on a chair with the Bible on it. Sing “(\_\_\_\_\_) is sitting on the promises of God.” Continue until all the children have had a turn. For variety, you could sing “Standing on the Promises of God” while circling the chairs.



## **Book:**

### **Presentation Ideas -**

- Color and mount the **1JN04ECGF1** and **1JN04ECGF2** pictures on construction paper. Show them as you tell the Bible Adventure. Save the pictures and use them for review as you continue through the book of 1 John.
- Ask the church's mission's secretary to give you pictures of our missionaries. She has other interesting suggestions for use in the classroom in addition to what is given in the Bible Adventure.

### **Bible Adventure for 2's & 3's-**

(Show the review **1JN01ECGF2** picture of John writing his letter.) John wrote the letter called 1 John to tell people about Jesus and how much He loves them. (Have the children say, “First John.”)

(Show the **GF1** picture.) John knew that there were false teachers who were telling lies about Jesus. The false teachers said, “Jesus is not the Son of God. Jesus was not God who came to earth in a body.” The false teachers were wrong about Jesus.

John wrote, “Don't listen to false teachers who tell lies about Jesus. Listen to me because I lived with Jesus.” John saw Jesus heal people who were so sick that only God could make them well. John saw Jesus hush the wind and make the sea perfectly calm by just speaking to it. Only God could do what Jesus did. John said, “Jesus is God the Son.”

John said, “Don't believe the false teachers. Listen to what we say about Jesus. Then you will know what is right.”

(Show the **GF2** picture of a map.) John said, “God is love.” God loves people of all kinds. God loves you, Jeremy, and you, Christie, and you, Sammy, who live in the United States. (Point to the USA.) God loves the mommies, daddies, and children who live in Africa. (Point to Africa.) God loves the people who live in Venezuela. (Point to Venezuela.) God loves the people who live in Indonesia. (Point to Indonesia.) God loves the people who live in France. (Point to France.) God is love.

(Show the review **1JN01ECGF3** picture. Place cut-out pictures of this week's **GF2** children on the “light” side of the **1JN01ECGF3** picture.) God loves people so much that He sent Jesus to shine His true light to those of us who live in the United States, the people who live in Africa, the people in Venezuela, the people in Indonesia, and the people in France.

God wants people all over the world to know that He is love and that He will fill us with His love. When God fills us with His love, then we have love for other people.

(Show a picture of Evelyn Hattan with a Zambian woman. Place the picture on a large world map.) God has filled our missionary, Evelyn Hattan, with love for the people who live in Zambia, Africa. She tells them the truth of what the apostle John says about Jesus.

(Show pictures of Dave, Lois, Tim, and Leslie in Venezuela. Place the pictures on the map.) God has filled Dave and Lois Belch and Tim and Leslie Widmer with love for the people who live in Venezuela. They tell the people who speak in the Spanish language the truth of what the apostle John says about Jesus.

(Show a picture of Jim and Millie Moore in France. Place the picture on the world map.) God has filled Jim and Millie Moore with love for the people who live in France. They tell the people who speak the French language the truth of what the apostle John says about Jesus.

(Show a picture of Phil and Denise in Indonesia. Place the picture on the map.) God has filled Phil and Denise Campbell with love for the people who live in Indonesia. They write the Bible in the Bambam language so that the Bambam people will hear the truth of what the apostle John says about Jesus.

God fills us with love for other people. When God fills us with love, we love people the way God loves us.

**Prayer:** Dear God, thank You for sending Jesus to show us that You are love. I want Your love to fill my heart so that I can love other people, too. In Jesus' name, amen.

### **Bible Adventure for 4's, 5's & K-**

(Show the review 1JN01ECGF2 picture of John writing his letter.) What was the name of the letter the Apostle John wrote that we have been learning about? John wrote the letter called 1 John to tell people about Jesus and how much He loves them.

(Show the GF1 picture.) John was concerned about the false teachers who were teaching people lies about Jesus. The false teachers said, "Jesus is not the Christ of God. Jesus is not God who came to earth in a body." The false teachers were telling wrong things about Jesus.

John wrote, "Don't listen to false teachers who tell lies about Jesus. Listen to my words because I was there with Jesus." John lived with Jesus for three years in the land of Israel. John saw Jesus heal people who were so sick that only God could make them well. John saw Jesus hush the wind and make the sea perfectly calm by just speaking to it. Only God could do what Jesus did. John said, "Jesus is God the Son."

John wrote, "Don't believe the false teachers who tell you that you can do whatever you want to do and it will be all right. Listen to what we say is the right thing to do because we only speak what Jesus told us. We don't make things up about Jesus, like the false teachers do. The words we tell you are God's words." (Hug your Bible to your heart.) John's words in the Bible are God's words.

(Show the GF2 picture.) John said, "God is love." God loves people of all kinds. God loves you, Jeremy, and you, Christie, and you, Sammy, who live here in the United States. (Point to the USA.) God loves the mommies, daddies, and children who live in Africa. (Point to Africa.) God loves the people who live in Venezuela. (Point to Venezuela.) God loves the people who live in Indonesia. (Point to Indonesia.) God loves the people who live in France. (Point to France.) God is love.

(Show the 1JN01ECGF3 review picture of people walking in Jesus' light and those falling in the darkness.) God loves people so much that He sent His only Son, Jesus, to shine His true light to them. Jesus took the punishment that you and I deserve by dying on the cross for our sins. Jesus loved us so much that He gave His life for us. (Point to the left side of the page.) The people who walk in the light have their sins forgiven.

(Point to the right side of the page.) The people who walk in darkness don't know that God is love and that He sent Jesus. They think that if they try harder and if they're careful, they will not stumble and fall into bad sin. They think that if they do their best, God will love them more.

John tells us that we don't have to try harder to make God love us. We don't obey and try hard to be good so that God will love us more. God loves us first and then we love Him back. This is a very important and wonderful thing that God wants us to know about Him. God is love and He loves us first. He sent Jesus to show how much He loves us.

God wants people all over the world to know that He is love and that He will fill us with His love. When God fills us with His love, then we have love for other people. We have God's love for the people in our families, for the people at church, and for the people who live on our streets.

(Show a picture of Evelyn Hattan with a Zambian woman. Place the picture on a large world map.) God has filled our missionary, Evelyn Hattan, with love for the people who live in Zambia, Africa. She tells them the truth of what the apostle John says about Jesus.

(Show pictures of Dave, Lois, Tim, and Leslie in Venezuela. Place the pictures on the map.) God has filled Dave and Lois Belch and Tim and Leslie Widmer with love for the people who live in Venezuela. They tell the people who speak in the Spanish language the truth of what the apostle John says about Jesus.

(Show a picture of Jim and Millie Moore in France. Place the picture on the world map.) God has filled Jim and Millie Moore with love for the people who live in France. They tell the people who speak the French language the truth of what the apostle John says about Jesus.

(Show a picture of Phil and Denise in Indonesia. Place the picture on the map.) God has filled Phil and Denise Campbell with love for the people who live in Indonesia. They write the Bible in the Bambar language so that the Bambar people will hear the truth of what the apostle John says about Jesus.

Aren't you glad that God tells us in the Bible that He is love and that He loves us first? When we receive His love, then He fills us with love for other people. We can love people the way God loves us. We want to tell them about how much God loves them.

I want to walk in Jesus' light and love like Jesus. Let's sing verses seven and eight of our theme song, "Walking in the Light."

**Prayer:** Dear God, thank You for sending Jesus to show us that You are love. I want Your love to fill my heart so that I can love other people, too. In Jesus' name, amen.



**Look:**

- Aim Questions:** Using poster tack, stick the questions on a map or globe in the vicinity of the missionary families. Have the children come up one at a time to remove the questions in order to be read by the teacher.
- Snack:** Serve foods from some of the countries where our missionaries live. Some suggestions include: bananas, rice pudding, coconuts, tortillas, and French bread.
- Coloring Activity Page: (1JN04ECGF2 or 1JN04ECGF3)** Color the picture of all the people whom God loves. Talk about His love for people of all different nationalities, personalities and ages. Glue or tape (with double stick tape) bits of foods to the page to show what people eat in different countries. Food items could be banana chips, tortilla chips, French bread, and coconut.

- "Gently Falling Leaves" Finger Play:**  
 "Jesus performed mighty acts when He came to earth to live as a man. We see some of His mighty acts today when we watch the leaves fall from the trees."  
 Little leaves fall gently down, *(Flutter fingers up and down.)*  
 Red and yellow, orange and brown.  
 Whirling, whirling round and round, *(Whirl hands as they flutter.)*  
 Quietly without a sound,  
 Falling softly to the ground, *(Lower bodies gradually to the floor.)*  
 Down - and down - and down - and down.
- Missionary Package:** Talk about the missionary family that your class is sponsoring or choose a missionary family to mail a package to. On a map or globe, show what part of the world they live in and talk about what life there would be like. Have the children draw their own pictures or color pictures from today's Bible Adventure story. While they are working, record the conversations at the different tables or have the children ask questions of the missionaries. Using a bubble pack, mail the pictures and the audio tape to the missionary family that your group has chosen. Debbie Gilchrist, the missions secretary, will be glad to give out any information about the missionary families.
- "Follow the Light" Flashlight Activity:** Shade the windows so that there is no natural light in the room. The windows could be covered with aluminum foil. Give each child his own flashlight. Have the children lie on their backs on the floor and shine their lights on the ceiling. The leader would shine a red laser light on the ceiling and slowly move it around while the children follow it with their own flashlights. When the red laser light goes off, they turn off their lights. When it comes back on or moves, the children do the same with their lights. "Just as our lights follow the red laser light, Jesus wants us to watch Him and to follow and obey Him."
- Mobile Review: (1JN04ECGF4)** Cut out the center of a paper plate, one for each child. Punch five holes around the edges of the plates to hang ears, Bibles, hearts, people, and the memory verses. Punch three holes to tie yarn for hanging. It would be preferable to attach this hanging yarn before class time. Allow children time to color the pictures before attaching them to the yarn. Talk about listening to God's true words in the Bible, loving people and showing them God's love, remembering that God is love, and saying the verse together.
- "God Loves" Roller Ball Game:** With children sitting in a circle on the floor, legs open and feet touching their neighbor, roll a ball to a child saying, "Grandma (grandpa, teacher, mommy, daddy, friend, aunt, uncle, or pastor) loves (child's name)."  
 The child who receives the ball then says, "God loves me more!" Let each child have a return and chance to reply with, "God loves me more." With younger children, have them return the ball to you and then you continue by rolling it to a different child each time.
- ④ **Butcher Paper Target:** Shade a piece of butcher paper, keeping a white circle in the center. As children take turns tossing a bean bag at the target, the ones whose bean bag lands on the dark part of the paper close their eyes because that represents darkness and they don't want to have anything to do with darkness. If the bean bag lands on the white target, the child gets to share a truth about Jesus. Play the game again and let the children share a way to show God's love to others.
- ④ **Scripture Review Clothesline:** Materials needed: rope, Scripture words on 3" x 5" cards, clothespins. Tie a rope between two objects at a level the children can reach. Pass out the Scripture

words to some of the children. Say the memory verse and then ask for the first word. Show that child the first clothespin on the line and ask him to attach his word. Repeat for the rest of the verse.

- ④ **Loving and Unloving Skits:** Pull situations out of a bag. A teacher whispers to a child who acts it out and the others decide if it is a loving action or unloving by showing their happy or sad puppet faces.
- ④ **Hearts and Crackers:** Draw hearts on crackers with cheese or frosting tubes. Cut finger jello into heart shapes.
- ④ **Bible Verse:** Play London Bridge while singing, "Do you know your Bible verse, Bible verse, Bible verse? Do you know your Bible verse? Do you (children's names)?" Catch several children at a time and let them say the verse together while caught in the bridge!

- 
- ④ **True or False Gong Game:** Children are seated in a circle on the floor. In the middle of the circle is a large pan placed upside down and several wooden spoons. Teachers take turns pulling review statements out of a bag. They read them and if the answer is false, the children get to hit the large pan with a wooden spoon.

### Songs:

**"Walking in the Light" Theme Song** (tune: "Bringing in the Sheaves")  
(Two-year-old verse)

1. Walking in the light, walking in the light. (March as you sing.)  
When I walk with Jesus, I am walking in the light.  
  
(Four- and five-year-olds add the second verse.)
2. Walking in the light, walking in the light.  
My sins will be forgiven when I'm walking in the light. (Place one or both hands over your heart.)  
(The following verses will be used in the next four weeks of our study in the book of 1 John.)
3. Walking in the light, walking in the light.  
I will love my brothers when I'm walking in the light. (Put an arm around another child.)
4. Walking in the light, walking in the light.  
I'll obey what Jesus says! I'm walking in the light. (Hold hands to form a Bible book.)
5. Walking in the light, walking in the light.  
When I practice righteousness, I'm walking in the light. (Shake your head, "Yes.")
6. Walking in the light, walking in the light.  
If I choose NOT to sin, I'm walking in the light. (Shake your head, "No.")
7. Walking in the light, walking in the light.  
I love God and God loves me. I'm walking in the light. (Hug yourself.)
8. Walking in the light, walking in the light.  
I can share God's love when I'm walking in the light. (Take the hand of another child.)
9. Walking in the light, walking in the light.  
I will live with Jesus walking in the light. (Point to heaven.)
10. He who has the Son, has eternal life. (Point to the sky.)  
He who does not have the Son, does not have the life. (Point to the floor.)

**Jesus Is the Son of God** (tune: "Jesus Loves Me")  
Jesus is the Son of God; He has come to show us love.  
This is how I know God loves--He sent Jesus from above.  
Yes, Jesus loves me (Sing three times.)  
The Bible tells me so.

**We Will Go Share** (tune: "Peace Like a River")

We will go share the Gospel, we will go share the Gospel,  
We will go share the Gospel with the world.  
(Repeat.)

We will share in our home, and we will share in our city,  
We will share everywhere around the world.  
We will share in our country, we will share 'cross the ocean,  
We will share everywhere around the world.

**I'd Like to Tell** (tune: "I'd Like to Teach the World to Sing")  
I'd like to tell the world about the perfect love of God,  
And of His Son and what He's done to save us from our sin.

**Go Tell** (tune: "This Train")  
Go tell the Gospel Story, children, (Repeat.)  
Go tell the Gospel Story and you'll bring our Lord God glory,  
Go tell the Gospel Story, children.

Tell it in Venezuela, children, (Repeat.)  
Tell it in Venezuela with the Widmers and the Belches.  
Tell it in Venezuela, children

Tell it in Marseilles, France now, children, (Repeat.)  
Tell it in Marseilles, France, now, with the Moores, we'll shout it aloud.  
Tell it in Marseilles, France now, children.

Tell it in Indonesia, children, (Repeat.)  
Tell it in Indonesia, help the Campbells to spread God's love.  
Tell it in Indonesia, children.

Tell it in Zambia now, children. (Repeat.)  
Tell it in Zambia, now, with Miss Hattan we'll shout aloud.  
Tell it in Zambia now, children.

**Tell Them** (tune: "Day-o")  
Chorus:  
Tell them, oh-oh, te-e-ell them,  
Tell them about the Savior and His love. (Repeat.)

Verses:  
Go and share it, share the Gospel Story  
Tell them about the Savior and His love. I said. . . (Repeat.)

Tell it with the Moores i-in Fra-ance  
Tell them about the Savior and His love. I said. . . (Repeat.)

Tell it with Miss Hattan in Za-ambi-yah  
Tell them about the Savior and His love. I said. . . (Repeat.)

Tell it with the Campbells in Indonesia  
Tell them about the Savior and His love. I said. . . (Repeat.)

Tell it with the Widmers (Belches) in Venezuela  
Tell them about the Savior and His love. I said. . . (Repeat.)

**Tell the Gospel Story** (tune: "Jesus Loves the Little Children")  
Tell the Gospel Story, children, to the people in the world.  
Tell it here and tell it there,


You can tell it everywhere  
Spread the news about our Savior to the world.

- Oh, We've Got the Good News** (tune: "If I Had a Hammer")  
Oh, we've got the Good News, we'll share it in the morning.  
We'll share it in the evening all over this land.  
Let's share about God's Son, let's share about His gift,  
Let's share of His love for our brothers and sisters  
All over this land.



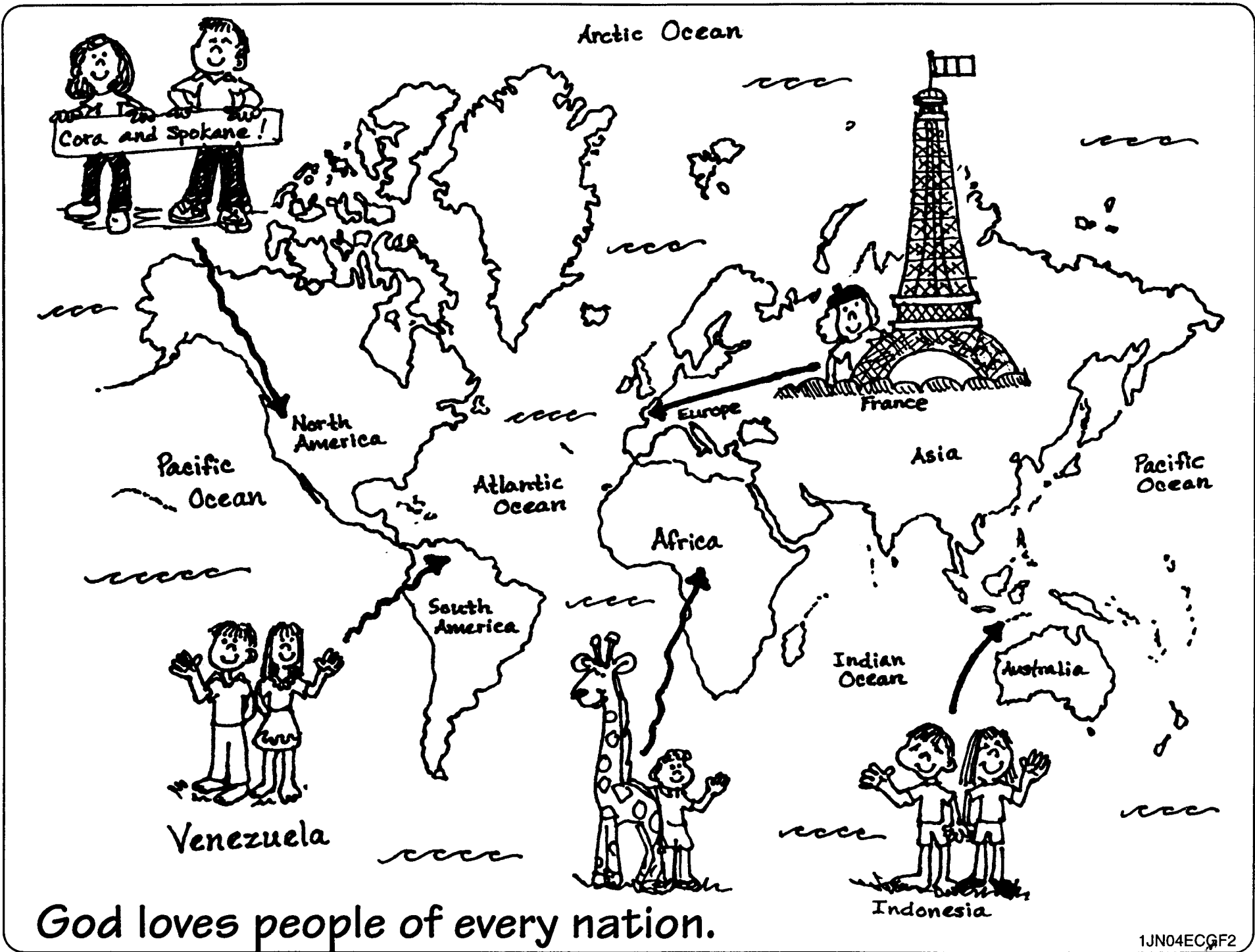
### Took:

- Black Paper--White Chalk Page:** Each child receives a piece of black construction paper and white chalk. Let the children trace around a Bible stencil with the white chalk. Also provide stencils that spell B-I-B-L-E. Trace around these also. Talk about God's Word being light and truth. Glue the Bible verse on the sheet.
- Sharing God's Love: (1JN04ECGF5)** Make a booklet to share with a friend. By telling people about Jesus and what He did for us, the children are showing God's love to their friends. Fold the GF5 page into fourths so that picture number one is the first page of the booklet. Read the booklet to the children in such a way that they understand that Jesus dying on a cross is God's gift to us. When we believe in Jesus and receive His gift of life, He comes to live inside us. We belong to Him and will live with Him forever in heaven someday. Let the children "read" or tell the booklet story back to you for practice before they go home and tell their parents what they learned.
- ④ **Calendar and Heart Stickers: (1JN04ECGF6 and 1JN04ECGF7)** Each child receives a GF6 calendar sheet to color and trace around the numbers for the days. Decorate the heading with stickers. Attach a pocket on the lower corner to hold GF7 heart stickers. Stickers can be made by copying the GF7 page onto 1" x 2 5/8" laser labels. Talk about placing a heart sticker on each day next month that the children do or say something nice for someone and show them God's love. If they obey their parents, they are showing God's love. If they share something, they are showing God's love. If they say they are sorry, they are showing God's love. Send the calendars home with a note to the parents about how to use the calendar.



1JN04ECGF1

John wrote, "Don't listen to the false prophets who tell lies about Jesus."



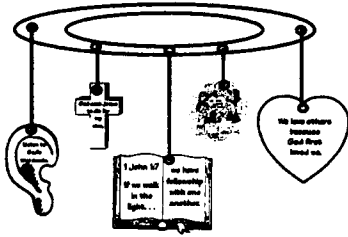


God loves people of every nation.



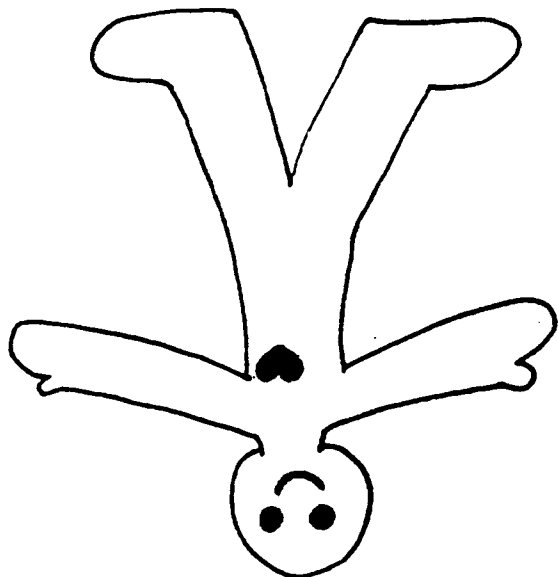
# Mobile Review

Cut out the center of a paper plate. Punch five holes around the edges of the plate. Attach five pieces of yarn and hang the ear, Bible, cross, heart, and people from the strings of yarn.



3.

He lives in us,




2. ... we become His children,



and we will live forever  
with Him in heaven.

**Walking in the Light**  
(tune: "Bringing in the Sheaves")  
Walking in the light, walking in the light.  
I can share God's love  
when I'm walking in the light.

4.



Jesus  
died for  
our sins.  
When we  
receive  
His free  
gift,

1.



# November

If we walk in the light. . . we have fellowship with one another.  
 1 John 1:7

*Sun*

*Mon*

*Tue*


*Wed*


*Thu*

*Fri*

*Sat*

	<b>1</b>	<b>2</b>	<b>3</b>	<b>4</b>	<b>5</b>	<b>6</b>
<b>7</b>	<b>8</b>	<b>9</b>	<b>10</b>	<b>11</b>	<b>12</b>	<b>13</b>
<b>14</b>	<b>15</b>	<b>16</b>	<b>17</b>	<b>18</b>	<b>19</b>	<b>20</b>
<b>21</b>	<b>22</b>	<b>23</b>	<b>24</b>	<b>25</b>	<b>26</b>	<b>27</b>
<b>28</b>	<b>29</b>	<b>30</b>				






## This is what I learned today!

The Apostle John described God's love in 1 John 4:10, "This is love: not that we loved God, but that He loved us and sent His Son as an atoning sacrifice for our sins." Today, the children were told how much God loves them. He loves us so much that He sent His only Son, Jesus, to take the punishment that you and I deserve by dying on the cross for our sins. Jesus gave His life for us. The people who walk in the light have their sins forgiven. The people who walk in the darkness don't know that God is love and don't care that He sent Jesus. They think that if they try harder to be good people, they will not stumble and fall into sin. They think that if they do their very best, God will love them and forget the bad things they do. Jesus tells us that we don't have to try harder to make God love us. We don't obey God to earn His love. God loved us first and then we love Him back. This is a very important and wonderful thing that God wants us to know about Him.

### Today's Memory Verse:

**If we walk in the light, as He is in the light,  
we have fellowship with one another.**  
1 John 1:7

## Filled and Overflowing with God's Love



Bring a pitcher full of rice (water, lentils, sand) and several empty cups. Cover a table with a vinyl cloth. If using water, work over the sink or in the tub. Label the pitcher, "Love of God," and the cups, "Us." Talk about God's love being poured out to us as you pour the rice into one cup. When one cup gets full, pour from that cup into another. "There is so much of God's love that we can all be filled with it. We can overflow with God's love and give it to others."

Let the children pour from one container to another as they sing, "Walking in the Light."

### "Walking in the Light" Theme Song

(tune: "Bringing in the Sheaves")

Walking in the light, walking in the light. (March as you sing.)  
When I walk with Jesus, I am walking in the light.

(New verses for this week:)

Walking in the light, walking in the light.  
I love God and God loves me. I'm walking in the light.

(Hug yourself.)



1JN04ECPPP

John wrote, "Don't listen to the false prophets who tell lies about Jesus."  
We read the Bible to know the truth about Jesus.