

October 17, 1999 1 John 3
Early Childhood 1JN03EC
Be Righteous, Not Hateful Like Cain.

Materials I Need:

Theme for the book of 1 John: Little children can walk in Jesus' light.

Memory Verse for the book of 1 John:

Two- and three-year-old verse: If we walk in the light...we have fellowship with one another.
1 John 1:7

Four- and five-year-old verse: If we walk in the light, as He is in the light, we have fellowship with one another. 1 John 1:7

Attribute of God emphasized in 1 John 3: God is righteous and always does the right thing.

Aim Questions for 2's & 3's:

1. Did John write the letter called 1 John? *(Yes. The Apostle John wrote 1 John.)*
2. Did Cain love or hate his brother Abel? *(Cain hated his brother Abel.)*
3. Should we obey and love our brother? *(Yes)*
4. If we walk in Jesus' light, do we have fellowship with one another? *(Yes. Say the memory verse.)*
5. Do we walk in Jesus' light when we obey our parents and love our brothers and sisters? *(Yes. Sing one or more verses of the theme song, "Walking in the Light.")*

Aim Questions for 4's, 5's & K:

1. Who wrote the letter called 1 John? *(The Apostle John wrote 1 John.)*
2. How do we have fellowship with God and with other Christians? *(Say the memory verse.)*
3. Did Cain love or hate his brother Abel? *(Cain hated his brother Abel.)*
4. Why did Cain hate his brother? *(Cain hated Abel because Abel was righteous and did the right thing. Cain did not want to walk in the light and obey God.)*
5. Sing verses five and six of the theme song, "Walking in the Light." *(See the Song section.)*

Key for symbols:

- This box symbol represents ideas that can be used for two-year-olds through kindergarten. Please remember to slow down the pace for two-year-olds and keep the pace moving for five-year-olds.
- ② This symbol represents ideas that are best used for two- and three-year-olds.
- ④ This symbol represents ideas that are best used for four-year-olds through kindergarten.

Hook:

Play Dough Center: Set up a table with only one container of play dough available to the children. As each new child sits down to work, ask the child with some play dough to share with the next child. "In today's Bible Adventure, John wrote that we can show our love for one another by sharing what we have with someone who doesn't have as much."

"Want" Pictures: Bring some pictures to class of different toys, furniture, foods, houses, clothes, etc. Hold a picture up one at a time and ask a child if he has what is in the picture. Encourage discussion by asking if it is something they already have, something they want, or something they

could live without. "In the Bible Adventure, we'll learn that John wrote about Cain who wanted to hate his brother, Abel. We want to obey God and love the people around us who are learning about Him. God helps us want to love each other."

- Floor Puzzle:** Choose a large puzzle for the children to put together on the floor as a group. Talk about obeying God's laws by sharing the puzzle pieces, taking turns, and telling others what a good job they are doing. Today's Bible Adventure teaches that God wants His people to obey Him, to share what they have with others, and to love those who want to learn about God.
 - Fellowship Discussion:** Provide a children's tea set with table cloth, napkins, and fancy hats and gloves. Have the children dress up in the clothes provided. Invite the children to sit down and have someone pretend to pour the tea and hand out some cookies. Everyone is to use their good manners as they share and serve one another. "Our Bible verse tells us that we are to have fellowship with one another. Sharing with one another and serving others are ways to have fellowship."
 - God Is All Righteous Match Game:** Give each child a picture of God's heavenly throne (1JN02ECGF1). In the middle of the table place several good and bad behavior pictures. Children are to pick up pictures and place them on their "God's Throne" picture if it is something that is from God. When all the good pictures are on their pages, the children put them back in the middle, mix them up, and do it again. Talk about God and His righteousness. He never does anything wrong. He is always right and good.
 - Play Dough:** Using long ropes of rolled play dough, shape them into happy and sad faces while talking about doing right or doing wrong and asking forgiveness to have a happy face again.
 - Puppet Discussion:** See this in last week's lesson, discussing right and wrong actions.
 - Mirror Play:** Let children look in a mirror (full length would be best) at themselves and talk about their eyes, ears, hair, etc. They look just like God wants them to look. God wants us to look like Him in our actions, too. God is right and wants us to do right. Children could pretend to be sharing something with someone and look at themselves in the mirror. They might share a toy. Form pairs and designate one to be the leader. The other copies the leader's actions as if he were looking in a mirror. This is how we are to be with God. He wants us to copy His actions. In the Bible Adventure today, the children will learn more about how God wants us to act and how we can be His mirror.
 - ④ **Sorting Black & White Beans:** Separate a specific number of black and white beans. Change the number. Place beans in different designated shapes (circles, squares, triangles). Place the black beans in the shape of the word "sin." Discuss sin and how darkness represents sin. Talk about how the apostle John uses light to represent righteousness which is doing what God says is right. God is righteousness and if we love God, we will want to do right and not wrong. We will say we are sorry when we have done wrong so that God can forgive us.
 - ④ **Pull Yarn and Share:** Attach to a long piece of yarn several black and white circles as well as some "V's" for memory verse. Curl this yarn up inside an oatmeal box with a hole in the top or a paper sack with a section of the top left open. Each child gets to take a turn pulling out the yarn. If a child pulls out a black circle, he gets to share something he might do that is disobedient and not right. If he pulls out a white circle, he shares a good, right way of behaving, like obeying his parents. If he pulls out a "V," he gets to say the verse. If the child is shy, ask the two children on either side of him to join in with him.
 - ④ **Things of the World and Things of God Activity:** The teachers will have the objects needed ready to play game. The items representing the things of the world could be a toy, candy, money, a radio, jewelry, unhappy faces, a bike, a television, a computer, and presents. The items that don't look as exciting but which represent the things of God could be pictures of a happy family, a Bible, flowers, someone showing kindness, smiling children, people walking hand and hand, and Jesus. When the children are seated around in the circle, each one must raise his or her hand to pick out a worldly item and then an item showing God's love for them. The teacher can review 1 John 2:15: "Do not love the world or the things of the world." Teach the children to love God more than anything else and one another as Christ first loved us.
-



Book:

Presentation Ideas -



Color and mount the 1JN03ECGF1, 1JN03ECGF2, 1JN03ECGF3, and 1JN03ECGF4 pictures on construction paper. Show them as you tell the Bible Adventure. Save the pictures and use them for review as you continue through the book of 1 John.

Bible Adventure for 2's & 3's-

(Show the review 1JN01ECGF2 picture of John writing his letter.) John wrote a letter to tell people how to walk in Jesus' light. (Hug your Bible to your heart.) John's letter is in the Bible and it is called First John.

(Show the review 1JN01ECGF3 picture.) John said in the book of 1 John, "If you are walking in Jesus' light, you will not hate your brother or sister." John said, "Don't be like Cain who hated his brother."

(Show the GF1 picture. Point to Cain.) Cain was Abel's brother. Cain hated his brother Abel because Abel obeyed God and did the right thing.

(Point to Abel.) Abel brought an offering to God that was his best. Abel brought the best part of the meat, the fat portion, as an offering to the Lord. Abel brought meat from his first and best lambs. God was pleased with Abel's offering.

(Point to Cain.) Cain did not give his best as an offering to God. Cain brought any old grain he found in the fields growing. Cain picked vegetables and brought them as an offering to the Lord, but Cain did not bring his best. Cain's heart was not right and God was not pleased with Cain's offering.

(Show the GF2 picture.) Cain was angry that the Lord was pleased with Abel's offering, but was not pleased with his offering. Cain had an angry look on his face because Cain was mad at his brother.

God said to Cain, "Don't be angry. Do the right thing and I will be pleased. But if you do not do the right thing, you will walk in darkness."

Cain did not listen to God. Cain wanted to hate his brother. Cain made a plan to hurt his brother.

God said to Cain, "You will be punished for your sin. You will have to leave your home and move around from place to place. You will have trouble getting crops to grow for food. That is your punishment."

Cain was sad to be punished, but he didn't want to obey God. Cain wanted to do bad things.

John wrote in his book, "Don't be like Cain who did not want to obey God. Don't hate your brother. Be like Abel who walked in the light and did the right and good things."

(Show the GF4 picture.) John wrote, "If you love your brother, you will help him if he needs shoes. Give him a pair of yours."

(Show the review 1JN02ECGF3 picture of the boy with a toy.) Loving your brother means sharing what you have with someone who doesn't have as much.

I don't want to be like Cain who wouldn't listen to God and obey. I want to walk in Jesus' light and obey. Let's sing verse six of our theme song, "Walking in the Light."

Prayer: Dear God, I don't want to disobey like Cain. I want to walk in the light with Jesus. Help me obey and do the right thing. In Jesus' name, amen.

Bible Adventure for 4's, 5's & K-

(Show the review 1JN01ECGF2 picture of John writing his letter.) John wrote a letter called First John in which he tells people how to walk in Jesus' light. Where is John's letter found? (Open your Bible to 1 John.) First John is found toward the end of the Bible. It is part of God's words to us.

John said in 1 John, "God is righteous and always does the right thing." Righteous means "right" and "good." Can you say, "Righteous," with me? (Repeat several times.)

(Show the review 1JN01ECGF3 picture.) John said, "If you are walking in Jesus' righteous light, you will not hate your brother or sister. Hating your brother is not right."

John said, "Don't be like Cain who hated his brother." Do you remember Cain and Abel? They were Adam and Eve's sons. We learn about them from the book of Genesis. Cain hated his brother Abel."

(Show the GF1 picture. Point to Cain in the picture.) Cain was Abel's brother. Cain hated his brother Abel because Abel did the right thing. Abel was righteous. (Have the children say, "Abel was righteous.") Righteous means "right" and "good."

(*Point to Abel.*) Abel was righteous because he did the right thing. Abel brought an offering to God that was his best. Abel brought the best part of the meat, the fat portion, as an offering to the Lord. Abel brought meat from his first and best lambs. God was pleased with Abel's offering.

(*Point to Cain.*) Cain was not righteous. Cain didn't care about doing the right thing. As an offering, Cain brought any old grain he found in the fields growing. Cain did not bring his first and best grain to the Lord. Cain picked vegetables and brought them as an offering to the Lord, but what Cain brought was not his best. Cain's heart was not right and God was not pleased with Cain's offering. (*Have the children say, "Cain was not righteous."*)

(*Show the GF2 picture.*) When Cain realized that Abel had brought the right offering and that the Lord was pleased with Abel's offering, but was not pleased with his offering, he was upset. His face had an angry look because Cain was mad. Cain was mad at his brother.

Cain should not have been angry at his brother because Abel had done nothing wrong. Abel had done the right and righteous thing. But Cain hated his brother because Cain was not righteous.

God said to Cain, "Why are you angry? You have another chance to do what is right. If you do the right thing, I will accept your offering. But if you do not do the right thing, sin will take over your heart and you will continue walking in the darkness."

Cain did not listen to God. Cain did not want to do what was right, like his brother did. Cain wanted to hate his brother because Abel was righteous. Cain thought up a way to hurt his brother.

Cain said to Abel, "Let's go out to the field." (*Show the GF3 picture.*) Abel went with his brother and while they were in the field, Cain attacked Abel and killed him. Uh-oh! Cain hated his brother so much that he killed him. God had told Cain that if he did not do the right thing, sin would take over his heart, and that is what happened. Cain's anger and hate had turned Cain into a killer.

God knew what had happened to Abel, but He wanted Cain to confess his sin. God said to Cain, "Where is your brother?"

Cain said to God, "Am I in charge of my brother?" Cain would not say he was sorry for killing his brother.

God said to Cain, "You will be punished for your sin. You will have to leave your home and move around from place to place. You will have trouble getting crops to grow for food. That is your punishment."

Cain was sad to be punished, and he complained about the punishment, but he never wanted to do the righteous thing that would please God. Cain did not want to walk in the light. Cain wanted to do bad things.

John wrote in his book, "Don't be like Cain who did not want to obey God and be righteous. Don't hate your brother or get mad at people who do the right thing. Be like Abel who walked in the light and did the right and good things."

(*Show the review 1JN01ECGF3 picture. Put the picture of Cain on the dark side and a picture of Abel on the light side.*) John said that because Cain hated his brother, he was walking in the darkness. Abel was righteous and obeyed God. He was walking in God's light and his heart was full of love for God and for his brothers.

(*Show the GF4 picture.*) John wrote, "If you love your brother, you will feel sorry for him and help him when he has a need. If one of the Christian brothers in the church needs some shoes, a shirt, or food, give him yours. That is loving your brother."

(*Show the review 1JN02ECGF2 picture.*) Loving your brother means not bragging about what you have. The right and righteous thing is to share what you have with those who don't have as much.

I want to walk in Jesus' light and obey. I want to have Jesus' righteousness in my heart. I want to do what God says is right. Let's sing verses five and six of our theme song, "Walking in the Light."

Prayer: Dear God, thank You for sending Jesus to shine His light in a selfish, sinful world. I want to walk in the light with Jesus. I want Your righteousness to fill my heart. In Jesus' name, amen.



Look:



Aim Questions: After the story, turn out the lights. The teacher slowly shines his light around the circle to choose someone to come up to get the first Aim Question. When the light stops, that person follows the flashlight beam to the question where he picks it up and presents it to the leader to be read. Repeat for all the questions.



Dot-to-Dot Picture: (1JN03ECGF5) This picture has been used in the Preschool Page for Parents and will be sent home with the children. Color the GF5 picture of Cain and Abel. Follow the numbered dots to complete the picture. Glue lentils in Cain's basket and yarn for hair. Glue pink

construction paper on Abel's roast! Talk about how Abel obeyed God and did the right thing. Cain did not obey God and do the right thing. He wanted to keep hating his brother. John tells us not to be like Cain.

Snack Choices: At snack time, provide three snack items for each child. Tell the children that they are to give away one of the items to the leader (who was served nothing) sitting at their table. The leader may tell the children which food item is his favorite before the child makes his choice of offering part of his snack. After everyone at that table has given one of the items to the leader, discuss how they came to the choices they made. Be careful not to make anyone feel bad about his choice, but direct the conversation toward sharing with others.

Walking in the Light Activity: Pass out the individual flashlights and darken the room. Ask the children to shine their lights on one of the leaders. Point out the fact that the leader is easier to recognize when they all shine their lights together. Move around the room and sing the "Walking in the Light" theme song. Ask the children to shine their lights on a different person. Repeat. "Jesus' light gets stronger when we are in fellowship with one another."

Cain and Abel Game: In today's Bible Adventure, Cain did not want to obey God. Abel did. Cain did not listen to God. Abel did. Blindfold a leader who will represent Cain in the darkness. He stands in the center of the play area and says, "Cain did not listen." The children answer, "Abel did." The leader moves around the area repeating his phrase and follows the voices until he catches someone. That child can then be blindfolded or he can choose another leader to be the next Cain to walk in the darkness. Repeat.

Giving Our Best Object Lesson: The teacher will have a set of large bowls. One will be filled with good treats--candies, stuffed animals, pictures of Jesus, the Bible, stickers, markers, and a coloring book. The other will be filled with onions, potatoes, an empty plastic bag, a newspaper, a hair curler, a can of sardines, and a wooden spoon. The teacher can review the story of Cain and Abel, Abel giving his best and Cain giving the ordinary things for his offering. We should always give our best and first to God.

"Do What I Do" Finger Play:

Can you do what I do?

Listen and obey!

(Cup both hands behind ears.)

Wave your hands side to side,

(Wave hands.)

Push the clouds away.

(Push away with hands.)

Jump around up and down,

(Jump in place.)

Point to something gray.

(Point.)

I can do the things I'm told.

I can obey!

Can you do what I do?

Listen and obey!

(Cup both hands behind ears.)

Swimming in the ocean,

(swimming motions)

Down where dolphins play.

Climbing up a mountain,

(climbing motions)

Then run the other way.

(Turn and run in place.)

I can do the things I'm told.

I can obey!

④ **Crayon Rubbings: (1JN03ECGF2)** Instruct children to place different textures under their papers and use the side of a crayon (with paper removed) to rub over the paper. You might place several textures in the middle of the table to be used, like a piece of screen, burlap, bottom of a pan, cardboard, smooth poster board, etc. Talk about what the rubbings look like. If we are to be a picture or rubbing of God, what would we look like? Give each of the children a GF2 page on which the teacher has put Elmer's glue (which has dried) on Cain's angry mouth and eyebrows, and on Abel's smiling mouth. Let the children make crayon rubbings of Cain and Abel's faces. Cain looked angry and hateful and did wrong things. God wants us to share with others, love them, obey His Word and our parents.

④ **"Wrong, Wrong, I'm Sorry" Game:** Play in the fashion of "Duck, Duck, Goose" with the following changes. When the child says, "Wrong, wrong, I'm sorry," the child tapped gets to chase him to his

chair because that was the right thing to say. If the child says, "Wrong, wrong, bad," the child tapped has to stay seated and the leader continues.

④ **Right and Wrong Picture Game: (1JN01ECGF6 and 1JN01ECGF7 review pictures)** After children color their picture sheets, give them each a few dark and light beans in a sandwich bag. Ask them to place a light bean on the good, right pictures and a dark one on the pictures of children doing something wrong. You could adapt this to a "Bingo" game, using one kind of bean or cereal loop. Cut up one copy of the pictures and place the individual pictures in a bag. As you draw a picture out of the bag, talk about what is happening in that picture. The children get to place a bean on the picture that matches on their sheets. They yell, "Bingo!," when they have a straight line of beans or cereal.

④ **Right and Wrong Chair Game:** Use the list of good and bad behaviors from last week's lesson. Line up children on one side of the room. On the opposite side, place one less chair than you have children. When you describe a wrong situation and your hand goes up in the air, they run to the other side and try to get a chair. When it is a right situation, they remain standing where they are when your hand goes in the air (or you blow a whistle).

④ **Black & White Felt Board with Velcro Balls:** Take turns tossing the balls on the dark and light felt board. You could place a small light circle in the middle of a large dark circle on the board. Talk about the light representing right and that it is your goal to always hit the light circle.

④ **Cupcake & Candle Snack:** Turn off the lights in the room. Give each child a cupcake with a birthday candle in it. Light your candle and talk about walking in the light and doing right. If you sin and do wrong, it is like blowing out your candle. You are in darkness. When you say you are sorry it is like you light your candle again. Talk about things they might do that would cause their candles to turn dark. Talk about doing good and right things.

Songs:

If I Love You (tune: "If You're Happy and You Know It")
If I love you, and I show it, I'll (share my toys). (Point to yourself.)
If I love you, and I show it, I'll (share my toys). (Hug yourself.)
If I love you, I will show it, here's the way that you will know it:
If I love you, and I show it, I will (share my toys). (Point to anyone.)
Repeat with "I'll obey, hug my friends, wait my turn," and "read my Bible."

God Helps Me (tune: "Mulberry Bush")
God helps me to do what's right, do what's right, do what's right.
God helps me to do what's right. He helps me every day.

God Forgives His Little Children (tune: "We Wish You a Merry Christmas")
God forgives His little children,
God forgives His little children,
God forgives His little children,
This is God's loving way.

God Is Righteous (tune: "Twinkle Twinkle")
God is righteous, good and right,
He's our Savior, He's our might.
We will obey day and night,
We will follow His great light,
God is righteous, good and right,
We are always in His sight.

"Walking in the Light" Theme Song (tune: "Bringing in the Sheaves")
(Two-year-old verse)

1. Walking in the light, walking in the light. (March as you sing.)
When I walk with Jesus, I am walking in the light.

(Four- and five-year-olds add the second verse.)

2. Walking in the light, walking in the light.
My sins will be forgiven when I'm walking in the light. (Place one or both hands over your heart.)

(The following verses will be used in the next four weeks of our study in the book of 1 John.)

3. Walking in the light, walking in the light.
I will love my brothers when I'm walking in the light. *(Put an arm around another child.)*
 4. Walking in the light, walking in the light.
I'll obey what Jesus says! I'm walking in the light. *(Hold hands to form a Bible book.)*
 5. Walking in the light, walking in the light.
When I practice righteousness, I'm walking in the light. *(Shake your head, "Yes.")*
 6. Walking in the light, walking in the light.
If I choose NOT to sin, I'm walking in the light. *(Shake your head, "No.")*
 7. Walking in the light, walking in the light.
I love God and God loves me. I'm walking in the light. *(Hug yourself.)*
 8. Walking in the light, walking in the light.
I can share God's love when I'm walking in the light. *(Take the hand of another child.)*
-



Took:


- Sandals with Scripture Verse: (1JN03ECGF6)** Cut out the two sandal patterns along with the strap. Dribble or smear glue onto one of the sandals. Lay the second sandal pattern on top of it so they match. Quickly separate the toe end and insert the two ends of the strap on either side of the sandal between the glued patterns. Press sandal pieces together. As the children "walk" their sandals, they can review the memory verse and sing a verse or two of the theme song, "Walking in the Light."
- Lace-a-Heart Pocket: (1JN03ECGF7)** Give each child two poster board hearts that have holes punched around the edges of the lower half. Using long pieces of yarn (ends dipped in melted wax or bound with tape), let the children lace their hearts together, making pockets. Color the "right behavior" pictures and place them in the pocket along with Cain and Abel. This will help them remember the righteousness of God and the right things He wants them to do.
- ④ **Stickers and Picture: (1JN03ECGF8 and 1JN03ECGF9 stickers)** Color only the GF8 pictures that show right actions. Color the GF9 road sign stickers (go--green and stop--red). The GF9 page can be copied on 1" x 2 5/8" laser labels to make stickers. Draw roads from the child on the page to each picture of good and bad behaviors. Put the appropriate sticker (stop or go) on the road to each picture.
- ④ **Personal Pictures and Prayer:** On a piece of white paper, ask children to draw themselves doing something to show their love this week. It could be helping Grandma or Grandpa. They might be obeying their parents or sharing a coat with a friend at church. Pray with the children for God to help them in actually doing this during the week.
- ④ **"I Am Sorry, Please Forgive Me" Coupons: (1JN03ECGF10)** The teacher should instruct the children on doing the right thing. 1 John 3: God is righteous and always does the right thing. We are children and we sometimes do wrong. God will forgive us if we truly ask Him to with our hearts. When we do something wrong, we should be reminded of God's eternal love and the life He has for us in heaven. Take the page of coupons and cut them out. When the children do something they shouldn't, give them the "I'm sorry, please forgive me" coupon. Then have the children pray to God for forgiveness. Repeat the Bible verse with them and tell them they are forgiven by you and God. Give each child an envelope for their coupons so that their parents can use them at home to reinforce the way we ask for and receive forgiveness. Sing, "God Forgives His Little Children," as the children cut their coupons.



God was pleased with Abel's offering, but not with Cain's offering.



John wrote, "Don't be like Cain who hated his brother, Abel."



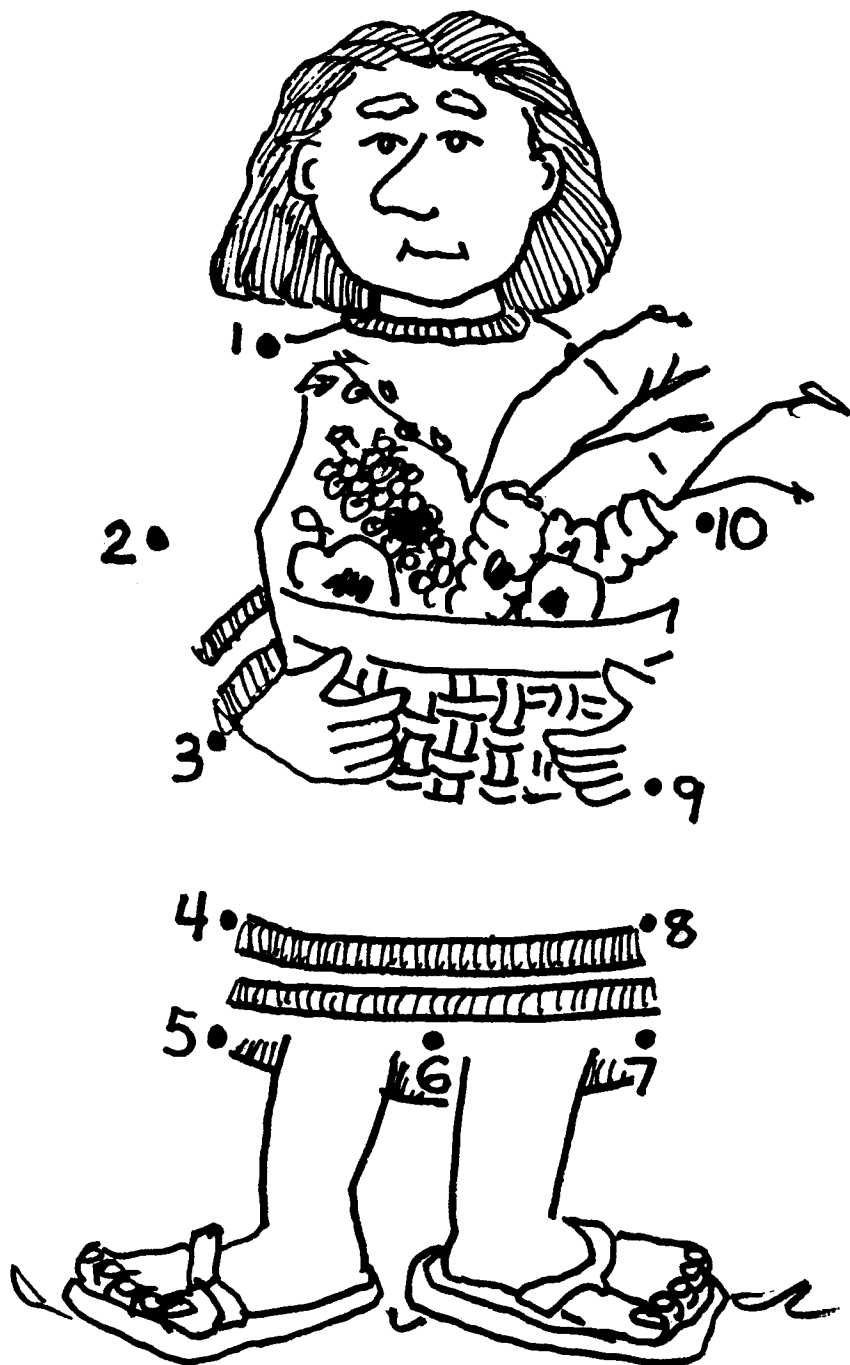
Cain disobeyed God and killed his brother, Abel.



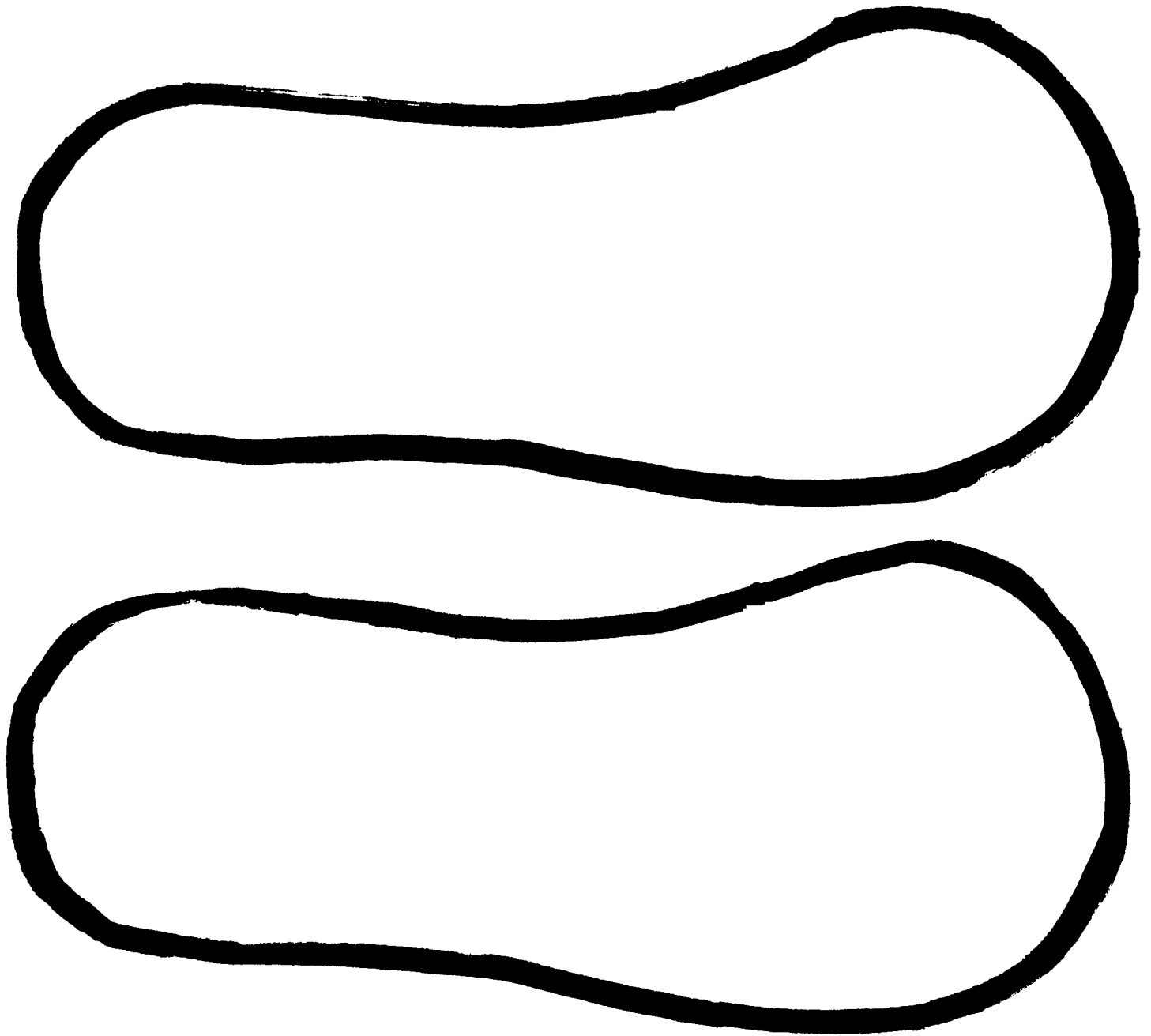
1JN03ECGF4

People in Jesus' church family have generous hearts to share with Christians in need.

Obey God and Do What is Right!



Sandals with Scripture Verse



If we walk in the light. . .
we have fellowship
with one another.
1 John 1:7

God Is Righteous






Abel obeyed
God and did the
right thing.


God Is Righteous

If we walk in the light . . .
we have fellowship with one another.
1 John 1:7

God is Righteous.

Follow the correct roads and do what is right!







Please forgive me coupons

I am sorry , please forgive me
1 John 3: "God is righteous and always does the
right thing."

Prayer:

I will pray to always follow God.

I am sorry, please forgive me.
1 John: Little children can walk in Jesus light.

Prayer:

I will ask God to have me walk in Jesus' light.

I am sorry, please forgive me.
1 John 1: If we walk in the light, we have
fellowship with on another.

Prayer:

I will pray to God to be a Godly friend.

I am sorry, please forgive me.
1 John 3: 9; We were born of God and should not
sin. God could never sin.

Prayer:

I will ask God to help me obey and to not sin.

1JN03ECGF10

Instructions to parents:

Cut these coupons out and give to the children
when they disobey at home. Repeat the Bible
verse with your child and say the prayer. Let
them know that you and God forgive them.



This is what I learned today!

Today the children reviewed the story of Cain and Abel (Genesis 4:1-16). John wrote to the early Christians, "Don't be like Cain who hated his brother" (1 John 3:12). Cain hated his brother, Abel, because Abel did the right ("right-eous") thing before God. Abel was righteous because he wanted to obey God. But Cain's heart was not right ("un-right-eous") before God and he was angry toward his brother. John wrote that because Cain hated his brother, he was walking in the darkness. Abel was walking in God's light and his heart was full of love for God and for his brother. When we walk in the light, we will love our brothers in Christ, and help them when they have a need. The right ("right-eous") thing is to share what we have with those who don't have as much.


God is righteous and always does the right thing.

Today's Memory Verse:

**If we walk in the light, as He is in the light,
we have fellowship with one another.
1 John 1:7**

Mirror Play

Let children look in a mirror (full length would be best) at themselves and talk about their eyes, ears, hair, etc. They look just like God wants them to look.



God wants us to look like Him in our actions, too. God is right (righteous) and wants us to do right. Children could pretend to be sharing something with someone and look at themselves in the mirror. They might share a toy. Form pairs and designate one to be the leader. The other copies the leader's actions as if he were looking in a mirror. This is how we are to be with God. He wants us to copy His right (righteous) actions.

"Walking in the Light" Theme Song

(tune: "Bringing in the Sheaves")

Walking in the light, walking in the light. (March as you sing.)
When I walk with Jesus, I am walking in the light.

(New verses for this week:)

Walking in the light, walking in the light.

I will love my brother when I'm walking in the light.

(Put your arm around your child.)

Walking in the light, walking in the light.

When I practice righteousness, I'm walking in the light.

Obey God and Do What is Right!

