

**Materials I Need:**

**Legend:**



= Option 1, Appropriate for 1<sup>st</sup> – 2<sup>nd</sup> Grade

= Option 2, Appropriate for 3<sup>rd</sup> – 6<sup>th</sup> Grade

**Memory Work:**

“This is how we know who the children of God are and who the children of the devil are: Anyone who does not do what is right is not a child of God; nor is anyone who does not love his brother.” (NIV) 1John 3:10

**Aim Questions:**

1. Who is the source of righteous actions?
2. Who is the source of sinful actions?
3. If a person sins, who are they serving when they sin?
4. Why should a Christian want to get sin out of his life?
5. How can you tell if a person is from the devil or from God?
6. How can you show love in a practical way this week?



**Hook:**



**Put a Family Together (Activity).** Supply the students with a multitude of pictures of people cut from magazines. Ask them to group the pictures according to who might belong to which family based on physical characteristics. Once families have been established in groups, talk about other traits we may get from our parents and grandparents.




**Things Which Tempt Us (Discussion/Activity).** We all struggle with sin issues in our lives. Share with each other specifics of what each of us is tempted with. Write these temptations inside a heart-shaped outline, drawn with a dark colored dry erase marker on the white board. Encourage each person to share so that they all have at least one temptation written inside the heart. At the completion of the discussion make a label that says “obedience to God” and tape it to the back of the eraser. Explain how through our obedience to God (doing what He asks us to do in His word), we can eradicate those evil desires and temptations from our hearts. Then erase what you have written off of the white board.



**The Heart of God (Craft/Discussion).** Cut out a heart shape from red construction paper, approximately 4” x 4”. Discuss within your small group the attributes one would find within the heart of God. Instruct the students to write those attributes inside the hearts they have cut out. Save these for later during the LOOK time when we will use them again.



**What Is Righteous? (Activity).**  Start a discussion about what the students think the definition of righteous might be. What other words might we use to describe this? Now look it up in a dictionary and see who came the closest to the correct definition. Write the words “Children of God

resemble their Father” on a piece of paper, and challenge the students to come up with as many words that might describe righteousness within these words themselves. They should be allowed to use the letters in any combination to achieve the words. Today’s Bible Adventure will explain what an awesome privilege believers have as children of God.

---



## **Book:**

### **Presentation Ideas –**

#### ***Bible Adventure –***

Dan’s mom had asked him to peel a large batch of potatoes for supper one night. Dan started in, and as he began to remove the peel he found some tiny dark spots underneath. He didn’t think much of it till he started to cut the potatoes into sections for cooking. All but a few of them were black inside--rotted from the inside out. Dan was surprised that he hadn’t been able to tell how bad they were.

It’s the same way with people, isn’t it? There is no way for you or me to tell from the outside what a person is really like. They could look really good, have the right clothes and haircut, even look friendly, but inside they could be black and rotten. We know from the Bible that only God can see what is inside each one of us, but the Bible also teaches us that there are ways to tell what a person is like inside. Jesus said it very simply in Matthew 7, “By their fruits you will know them.” What did He mean? Well, think about driving through a huge orchard. You look over to your left and there are peaches hanging on the trees. “Those are peach trees,” you would think. To the right is a harvest of apples hanging on (you guessed it!) apple trees! You identify the type of tree by the fruit it produces. Jesus said it’s the same with people. You can tell what type of person someone is by looking at what kind of fruit they produce. So what is fruit, humanly speaking? It’s the outcome--the result of what we say and do in life. If our words and deeds are selfish and harm others, we are producing bad fruit. If they are God-centered, seeking to please Him and to love others, the fruit is good.

The apostle John, in his letter to a group of new believers, had been warning them about some false teaching being spread in the church. John wanted them to be able to tell for themselves those who were true believers and those who weren’t. He wanted them to look at the type of fruit being produced by the false teachers. The fruit would tell what the false teachers were like inside. 1 John 3 begins with John telling the new believers of their incredible position as children of God. The apostle is awed that God would express that kind of love to sinful man; not only to rescue some from destruction, but also to make them new inside. You may have had someone say to you, “You look just like your mom,” or “You look exactly like your father.” Just as we can’t help but look like our parents, the true believer cannot help but look like God spiritually. The Bible promises that the true believer will one day be like Christ. It’s a process that the Holy Spirit carries on in our lives. Knowing we will one day be like Christ gives us hope, and makes us want to live holy lives now. When we see sin in our lives, we know it is not the kind of fruit God wants us to bear, so we get rid of it. God has placed inside us a new view about sin. We know it is evil, we know God hates it. We confess it to Him and ask God to forgive us. We turn away from the sin and head in a new direction. We ask God to help us produce the right kind of fruit. John wrote in this chapter that the person who practices righteousness, who lives his life according to God’s will, is righteous, or right with God. This is not a perfect person who never messes up, but a person who makes a habit out of following God’s will, not his own. When you see a person doing this consistently, you can be pretty sure they are a true believer.

What about someone who does not show the fruit of righteousness in their life? John wrote that there is only one other option--if there is not the fruit of righteousness in their life, then it is the fruit of sin. Because sin is evil and God is righteous, anyone who habitually practices sin does not come from God. Only one whom God has saved and given new life to can practice righteousness. The true believer has replaced the habit of sin with the habit of righteous living, with God’s help and in His power. John wrote that the person who habitually sins is of the devil, since the devil is the source of sin. He is the originator of rebellion against God. Those who belong to him practice rebellion against God, too. They choose to rebel. We all chose to rebel, but God in His mercy sent His Son to destroy the devil’s works. You might

be thinking, "But I see the devil's works everywhere in the world." That's true, but for the true believer his influence has been destroyed, just as it will one day be ended for good. John told the new believers that God's seed remains in those who belong to Him, and they will never again be slaves to sin. John writes, "This is how we know who the children of God are and who the children of the devil are. Anyone who does not do what is right is not a child of God; nor is anyone who does not love his brother." The Bible is very clear that Christians are to love one another sacrificially. This is the highest form of righteousness. John uses the example of Cain and Abel from the book of Genesis to show how important this is. We know that Abel offered an acceptable sacrifice to God and Cain did not. In a jealous rage, Cain murdered his own brother. The apostle John writes that Cain was of the wicked one, killing his brother because his brother was righteous and he was not. His action revealed who he really belonged to. Sinful men will always hate righteousness and those who try to live righteous lives. John writes that whoever hates his brother is a murderer, and that those who murder and do not repent of it do not have eternal life.

In the third chapter of 1 John, we learn that Christ was the ultimate example to us of sacrificial love. He laid down His life for those He loved, and we are to follow His example. We should be willing to show love to other believers in big and small ways, saying no to ourselves and doing what we can to serve others. If we have plenty to eat and wear, and we see a brother in need and do nothing to help, the love of God is not in us, John wrote. We are not just to say we love our brothers and sisters in Christ, we are to prove it by our actions.

If you were hanging from the edge of a cliff and your grip was slipping moment by moment until you were certain you would fall to your death, and someone reached down and pulled you up in the nick of time, what would your attitude be toward that person? You'd be grateful to them for the rest of your life, wouldn't you? Then consider Jesus who pulled you up in the nick of time. Not only that, He took your place when your death was demanded. You didn't deserve it. I didn't deserve it. But that's how great His love for us is. Jesus' whole life was about sacrificial love. Don't you suppose there were times when He was so tired He could barely keep going, but He did because He knew others needed Him?

How do you react when you're tired or occupied with something and you're asked to do a favor for someone? Are you angry in your heart? Do you ignore the request and do what you want to do? Sacrificial love costs us something. Maybe it's money, maybe our time, maybe our pride. But it's the way God wants us to walk.

John spoke pretty strongly about sin in our lives, didn't he? If we have a pattern of habitual sin in our lives we need to question whether we truly belong to Christ. God is holy, blameless, sinless and righteous. He is the Source of all righteousness, including the righteousness of those who belong to Him. Sin is from God's enemy, the devil, and should have no place in the lives of His children. But it's too big a problem for us to handle on our own. Only God can remove sin from our lives. Only He can give us the power to live righteously, through His Holy Spirit given to every believer.



### Look:



**Do I Have the Heart of God? (Craft/Activity).** Take the "Heart of God" (HOOK activity) made earlier, and paste it down in the center of an 8-1/2 x 11 sheet of standard copy paper. Have the students draw a picture of themselves using this heart as the body of the figure. Write at the top of the page "I Want to Have the Heart of God." At the bottom of the page have the students write, "If I am truly a Child of God, I will reflect what is in God's heart to others." It may be best if you write this out on the board and they simply copy it onto their paper. This can then be mounted on another piece of construction paper for a more finished look.



**Choosing Good Over Evil (Wordsearch Puzzles).** **1JN03.GF1 Pg.1** gives two hearts to find words that belong inside of them. One heart is controlled by Satan, and the other heart belongs to a Child of God. Obedience to God is the only way we can steer clear of the temptations that Satan puts before us, answers are found on **1JN03.GF1 Pg. 2**. Use this as a review/discussion and

follow-up to the Bible Adventure time.


- Passage Review Questions (Worksheet).** This booklet contains many questions from the Scripture passage covered in today's lesson. Students may work on them in class and complete them during the week at home, **1JN03.GF2**.
  - Flee From Wickedness (Discussion/Game).** Prepare beforehand clean and dirty colored hearts. Initiate a discussion from the class as to what kinds of things you might find in a sinful heart (hatred, anger, jealousy, etc.), and review those things you might find in a righteous heart (joy, kindness, sacrificial love, etc.). Fill in the hearts as the students call out the words to write. Put 2" wide double-faced masking tape on the back of each heart. Divide up all of the hearts equally among the students. When the teacher gives the signal to begin, each student tries to take the dirty hearts off of himself and stick them onto someone else. Stealing righteous hearts may be allowed at the discretion of the teacher. When the teacher calls time, the winner is the person who ends up with the most righteous hearts stuck to their body. Emphasize the point of shunning or fleeing from wickedness. Make sure they understand that we don't want them thinking it's okay to give our evil desires over to anyone else. This activity is just to give them the picture of avoiding all evil desires. The object of the game is to avoid having any sin attached to you.
  - Big Cookie, Little Cookies (Snack Activity).** Prepare several plates with one large well decorated cookie and enough plain smaller plain cookies for each group of students. Ask one student from each group to take a plate and give each student in their group a cookie. Be sure to explain that the student must choose which cookie each person in their group will receive. After all the cookies are passed out, discuss what happened to the big cookie. Use this as an opportunity to discuss motives. How did they feel if they received a small cookie? Ask those who passed out cookies what they thought about the big cookie? Discuss that what is in our hearts comes out in our actions.
  - It's Obvious (Worksheet).** Use this worksheet to review for this week's memory verse, **1JN03.GF3**.
- 





### Took:


- Action Hearts (Sticker Craft).** Give each student approximately 12 stickers, provided on **1JN03.GF4**. Color the stickers. You can choose to use these in two different ways. The student may use these as reminders to themselves of what they can do this week to reveal the heart of God to others. They should write actions they will take this week on each of the stickers, and then take these home and paste them where they will be reminded to take action. Another way to use these stickers would be for the students to write words of encouragement inside them, and then give them to others during the week at appropriate times. They might write things such as "I love you," "Thanks," "You're great," "What a help!," "I needed that," etc. Then throughout the week they can use these to share the love of God and surprise others with whom they come in contact.
- The Flip Side (Craft).** Read 1 John 3:7-10 and talk about what it means to be called "A Child of God." Who are His true children, and how might we be able to tell them apart from others? Take the foam board squares (12 per student) and lay them out in front of you before you begin. Write "C h i l d o f G o d" on the one side, leaving two squares blank to represent the spaces between the words. Then sew through the side of each of the squares using a thread and needle. Sew through each of the squares in order, making a chain-linked string so that the words are readable. Now lay this flat on the table once again and flip up each letter in the chain so the backside--without the letter--is exposed. Now on those same squares write the words "i s r i g h t e o u s," leaving one blank square in between the words. You should now be able to turn the squares to reveal either the "Child of God" or the "is righteous" message. You can make this into a necklace or a craft page

(see sample). If you want to make a craft page, use a piece of construction paper turned sideways as the base sheet, and attach the chain of words to this with a stapler or clear tape. Write "A True Christian" at the top of the page, and 1John 3:7-10 on the bottom of the page. If you want, you could ask the students to copy the verses and write them out entirely at the bottom of the page.

 **What I Will Do For You Today? (Craft).** Assemble the coupon booklet from **1JN03.GF5** Use a piece of construction paper and decorate a cover for it. Sit with each child and discuss things with them that they normally do not want to do. These might be washing dad's car, doing the laundry for mom, loaning a special toy to brother, or allowing little sister to play with you and your friends. Encourage them to fill in the blanks with things that they will do this week by presenting these coupons to members of their families or friends to redeem. Sacrificial love shows the heart of God. Sacrifice means doing something for someone else that you don't really want to do, but are willing to do because it is something that God would do. We are tempted to be lazy and think only of ourselves. God gives us His power to obey and resist that temptation.

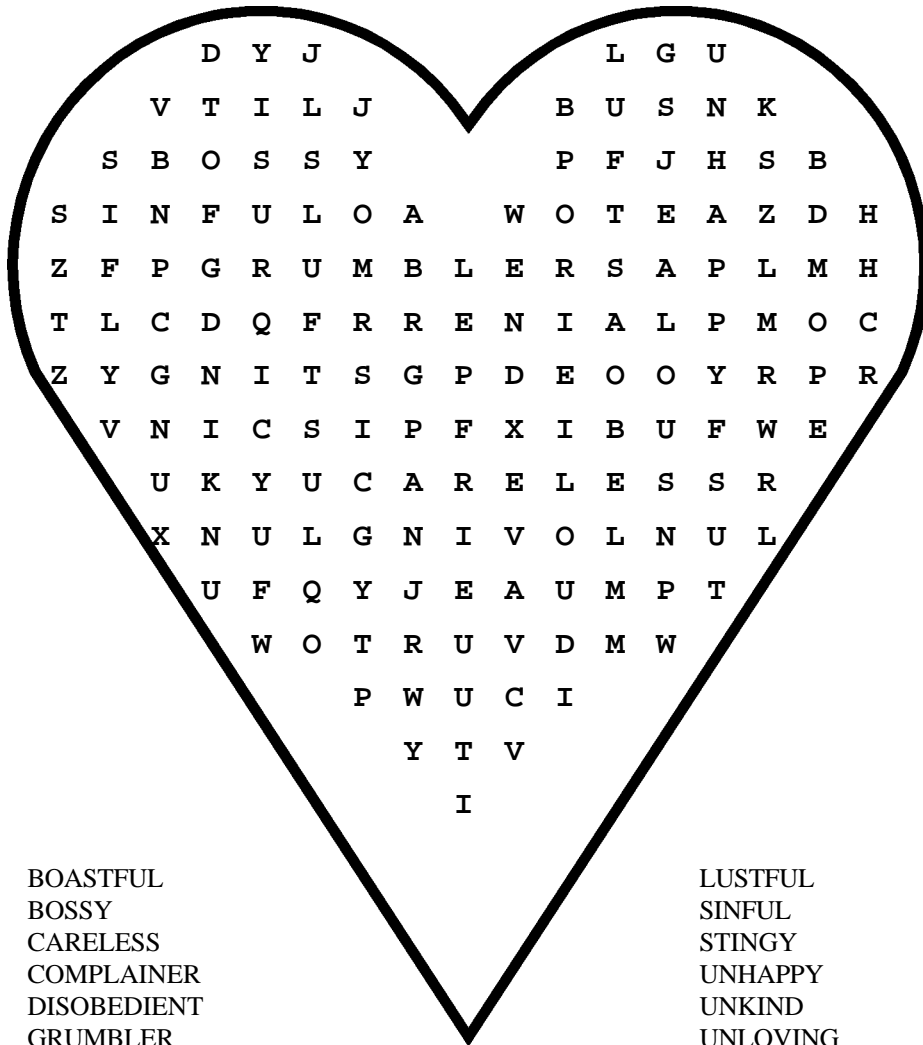
 **Our Actions Show What's In Our Hearts (Worksheet/Craft)** Have child cut out each object on **1JN03.GF6 Pg.1 and 2**, glue the words and hearts onto cardstock. Give each child using 10 1/2"x8" strips of paper to make 5 accordion popups. Glue action pictures onto accordion popups and then the popups onto the hearts, matching righteous deeds to white heart and unrighteous to dark heart.

 **Walking in the Light Flashlight Test. (Memory Verse Incentive)** Have students say the memory verse for last week and assign the verse for next week. When they memorize all the verses they will earn a neon flashlight.


 **Out of Your Heart Speaks the Mouth (Craft)** Each child will need a paper bag, the puppet body, found on **1JN03.GF7 Pg.1 or 2**, and a heart mouth, found on **1JN03GF7 Pg. 3**. Color and cut out the puppet and cut the dotted line to form the mouth. Glue the pieces on the bag. The heart is glued under the flap so that when the puppet talks the heart/mouth is seen.

# CHOOSING GOOD OVER EVIL

Satan's control:  
Evil Desires



Child of God:  
Righteous Desires



BOASTFUL  
BOSSY  
CARELESS  
COMPLAINER  
DISOBEDIENT  
GRUMBLER  
IMPURE  
JEALOUS  
LOUD

LUSTFUL  
SINFUL  
STINGY  
UNHAPPY  
UNKIND  
UNLOVING

EVANGELISM  
GENEROUS  
GIVING  
GODLY  
HELPFULNESS  
HUMBLE  
JOYFUL  
KINDNESS

LOVING  
MEEK  
OBEDIENT  
PURITY  
SACRIFICE  
SUBMISSIVE  
THOUGHTFUL  
UNSELFISH

### Evil Heart Answer Key

D Y J  
 V T I L J  
 S B O S S Y  
 S I N F U L O A W O  
 Z F P G R U M B L E R  
 T L C D Q I T S G P D E O O Y  
 Y G N I C S I P F X I B U F W E  
 V N I K Y U F Q Y J E A U M P T  
 P W U C I  
 Y T V I  
 L G U  
 B U S S N K  
 U F T H S B  
 S A A P L P M O C  
 S I N F U L O A W O  
 Z F P G R U M B L E R  
 T L C D Q I T S G P D E O O Y  
 Y G N I C S I P F X I B U F W E  
 V N I K Y U F Q Y J E A U M P T  
 P W U C I  
 Y T V I

### Righteous Heart Answer Key

Y M E  
 U V V S R Q  
 G I V I N G  
 I W X Y L D O G  
 V N L L E H U M B L E  
 T H O U F N A A F F E I I F F S S D Y R  
 D O U V I Y A S P I N F R N P I S T H G  
 G N O J E H L S T A C D O R Y V N W  
 H X M B S I P P M R X  
 M E E K Q V W O D  
 L O D M U S I S  
 C

25. We are not only to love with word or tongue but how else?  
3:18

26. How do we know we belong to the truth and how our  
hearts are at rest in His presence? 3:20

27. If our hearts do not condemn us we what? 3:21-22

28. What is His command? 3:23

29. Those who obey His commands do what? 3:24a

30. And how do we know that He lives in us? 3:24b

## Passage Review Questions

### 1 John 3

1. How great is the love the father has lavished upon us? 3:1a

2. Why does the world not know us? 3:1b

3. Now that we are the children of God, has what we will be  
been made known to us? 3:2a

4. What do we know about when He appears and why? 3:2b

5. What does everyone do who has this hope in him, just as  
He is? 3:3

6. What does everyone who sins do? 3:4a

7. What is sin? 3:4b
8. Who appeared so that He might take away our sins? 3:5
9. What is in Him? 3:5b
10. No one who lives in Him keeps doing what? 3:6a
11. No one who continues to sin has done what? 3:6b
12. We are not to let anyone do what to us? 3:7a
13. What is he who does what is right? 3:7b
14. What about the person who does what is sinful, why? 3:8
15. What was the reason the Son of God appeared? 3:8b
16. Why will no one who is born of God continue to sin? 3:9

17. How do we know who the children of God and the children of the devil are? 3:10
18. What is the message that we have heard from the beginning? 3:11
19. Who are we not to be like and why? 3:12
20. What are we not to be surprised at? 3:13
21. What have we passed from and why? 3:14
22. What is anyone who hates his brother, and what then do they not have in him? 3:15
23. How do we know what love is? 3:16
24. What about the person who has material possessions and sees his brother in need? 3:17

# It's Obvious

Can you figure out this memory verse. Only the vowels: A, E, I, O, U and Y are shown.

A	B	C	D	E	F	G	H	I	J	K	L	M	N	O	P	Q	R	S	T	U	V	W	X	Y	Z	
9				5				20						24						25					12	

2 7 20 1    20 1    7 24 4    4 5    6 14 24 4    4 7 24    2 7 5

15 7 20 13 16 22 5 14    24 10    18 24 16    9 22 5    9 14 16    4 7 24

2 7 5    15 7 20 13 16 22 5 14    24 10    2 7 5    16 5 11 20 13

9 22 5 ;    9 14 12 24 14 5    4 7 24    16 24 5 1    14 24 2    16 24


4 7 9 2    20 1    22 20 18 7 2    20 1    14 24 2    9    15 7 20 13 16

24 10    18 24 16 ;    14 24 22    20 1    9 14 12 24 14 5    4 7 24


16 24 5 1    14 24 2    13 24 11 5    7 20 1    3 22 24 2 7 5 22

1John 3:10 NIV

Action Hearts



✂



What I will do for you today:


---

---

---

---

✂



What I will do for you today:


---

---

---

---

✂



What I will do for you today:


---

---

---

---

✂



What I will do for you today:


---

---

---

---

✂



Redeem this coupon for:


---

---

---

---

✂



Redeem this coupon for:

---

---

---

---



## Our Actions Show What's In Our Hearts


"No one who lives in Him keeps on sinning." 1 John 3:6a




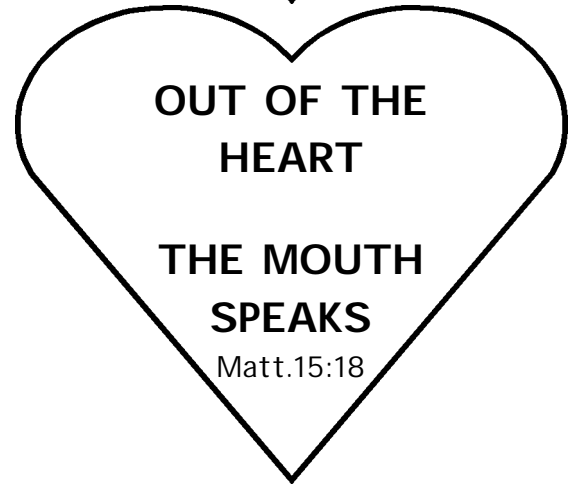
# Action Pictures

## Righteous and Unrighteous Deeds









EACH CHILD WILL NEED A PAPER BAG, THE PUPPET BODY, AND A HEART MOUTH. COLOR AND CUT OUT THE PUPPET AND CUT THE DOTTED LINE TO FORM THE MOUTH. GLUE THE PIECES ON THE BAG. THE HEART IS GLUED UNDER THE FLAP SO THAT WHEN THE PUPPET TALKS THE HEART/MOUTH IS SEEN. YOU WILL WANT A BOY PUPPET FOR A BOY AND A GIRL PUPPET FOR A GIRL.