

**Materials I Need:**

**Theme for the book of 1 John: Little children can walk in Jesus' light.**

**Memory Verse for the book of 1 John:**

**If we walk in the light...we have fellowship with one another. 1 John 1:7**

**Attribute of God emphasized in 1 John 1: God is light and Jesus is light.**

**Aim Questions for 2's & 3's:**

1. **Did John write the letter called 1 John?** (*The Apostle John wrote 1 John.*)
2. **Did John say that God is light?** (*Yes. Say, "God is light and in Him there is no darkness."*)
3. **Can we walk in the light with Jesus?** (*Yes. Sing the two-year-old verse of the theme song, "Walking in the Light." See the Song section.*)

**Aim Questions for 4's, 5's & K:**

1. **Who wrote the letter called 1 John?** (*The Apostle John wrote 1 John.*)
2. **What did John say about light and darkness?** (*"God is light, and in Him there is no darkness at all."*)
3. **If we walk in the light, do we have fellowship with God and with other Christians?** (*Yes. Say the memory verse.*)
4. **When we confess sin, what happens to it?** (*Jesus forgives our sins and cleans our hearts. 1 John 1:9*)
5. **Sing the first two verses of the theme song, "Walking in the Light."** (*See the Song section.*)

**Key for symbols:**

- This box symbol represents ideas that can be used for two-year-olds through kindergarten. Please remember to slow down the pace for two-year-olds and keep the pace moving for five-year-olds.
- ② This symbol represents ideas that are best used for two- and three-year-olds.
- ④ This symbol represents ideas that are best used for four-year-olds through kindergarten.

**Hook:**

- Shine the Light Activity: (1JN01ECGF1)** Shade the windows so that there is no natural light in the room. Aluminum foil would work well. Give each child a pen light or little flashlight. A set for your classroom is provided (request them from the Children's Department) and will be used for the whole book of 1 John. Turn out the lights and ask the children to shine their lights on various objects in the room, and identify them. End the activity by shining lights on the GF1 picture of Jesus (seated, with the Apostle John's arms around Him). Repeat the phrase, "God is light," or, "Jesus is the Light." Older children can say, "God is light, and in Him there is no darkness at all." Shine the lights on John the Apostle in the picture and explain to the children that John wrote several letters that are included in the Bible. We will be learning from John's first letter that is called 1 John. Have the children say, "First John," as they shine their lights on the picture of John.

**Follow the Fellowship Path:** This activity is to help the children understand what real fellowship means. Follow a masking tape path on the floor, stopping at a different station to sing a new verse in the song, "Fellowshipping," from the Song section. Have the children act out what they are singing.

---

**Apostle John Observation Center:** "In today's Bible Adventure, we are going to learn about the Apostle John's letter to the new Christians in the early church. John was a good friend of Jesus and had lived with Him and learned from Him. John knew Jesus very well. Let's play a little game in our own group of friends. How closely do you watch the teachers in our classroom?" Have a leader stand in front of the group and then leave the room and remove or change something about his attire before coming back into the room. Ask the children what is different about the leader. Repeat as time allows.

**Florescent Paint Center:** Materials needed: paper, florescent paint, brushes (or fingers), paint shirts, table cover. Give each child a piece of paper and brush and allow him to paint on the paper. After labeling his paper, put it up to dry. If time allows, take the picture into a darkened area to see if it glows in the dark. John wrote to the early Christians to let them know that Jesus had come from heaven to bring light to the earth and to expose sin.

**A Little Circle Game** (*tune: "Sing a Song of Sixpence"*)  
Take the hands of a child. Swing with hands while facing each other. As you sing, the child says his name. Count to ten (if necessary). Swing clasped hands as you circle the room and each other.  
Take my hands and we'll play a little circle game;  
People call me (say your name); that is my name.  
Now you tell me your name before I count to ten. (*Start to count. When child says his name, sing again.*)  
Now let's circle 'round the room and come back here again.

**What Is Missing Game:** Dress up one of the teachers. Children could help with this. Ask them to sit in a circle with the teacher in the center, modeling his attire. Ask him to leave and take something off. When he returns, the children have to try to guess what is missing. "The Apostle John knew Jesus so well that he knew many things about Him. We will find out more in the Bible Adventure."

**Tearing Black and White Footprints:** Trace around the children's feet on both white and black construction paper. Let them cut or tear out the feet. Use these with the "Footprints of Fellowship Game."

**Follow the Light of Jesus:** The teacher takes a flashlight and slowly shines it to different areas of the room. The children will be told to carefully follow the light, and as they do they sing, "Jesus Is the Light in My Life."

**Smiley Face Headbands:** Ask the Children's Department to cut strips of construction paper to make headbands. Have each child pick out bright, happy faces to stick on the headbands, illustrating how the bright light of Jesus shines on our faces. Staple the paper to create the headband to fit their heads. Sing, "Happy Faces," found in the Song section. Children are walking hand and hand in a circle as they count out each happy face. The teacher chooses a child with a happy face and that child goes to the side to stand in a line and march. Continue to take children out of the circle until they are all marching in a line. Later in the morning, the children can staple or tape the memory verse to their headbands as they review it.

④ **Walking in the Light:** Set up a pattern on the floor using yellow and dark construction paper on which the children can step. Explain that the yellow papers represent Jesus' light, or knowing what God wants us to do. The dark papers represent sin, or disobeying what God wants us to do. Have the children walk through the pattern, stepping only on the yellow papers. After everyone has had a turn "walking in the light," blindfold a leader and have him try to walk the pattern (changed) staying only on the yellow papers. Talk about how hard it is to walk in God's way when we can't see or know God's way. "In today's Bible Adventure, we'll learn that the reason Jesus came to earth was to show us and tell us about God's way." Anyone else who wanted to be blindfolded could also try to walk the pattern to see how hard it is to stay away from sin when they don't know or can't see the "light of Jesus."

④ **Description Center:** Cut out some pictures common to a preschooler and glue them to individual pieces of construction paper. Have a child choose a picture and explain to the class what is in the

picture without saying the name of the object. Questions can be asked from the rest of the group as they try to guess the object. In today's Bible Adventure, the children will learn about the Apostle John who knew Jesus very well and wrote letters to tell others who Jesus was.

- ④ **Follow the Leader Blindfolded:** Children take turns being blindfolded and following a leader's instructions as to where to walk to stay out of trouble. Place masking tape on the floor to represent trouble spots to avoid. Talk about how it is hard to stay out of trouble when you are in the dark. "Apostle John is going to tell us how we can stay in the light and avoid the trouble of darkness."



## **Book:**

### **Presentation Ideas -**

- Color and mount the **1JN01ECGF1**, **1JN01ECGF2**, and **1JN01ECGF3** pictures on construction paper. Show them as you tell the Bible Adventure. Save the pictures and use them for review as you continue through the book of 1 John.

### **Bible Adventure for 2's & 3's-**

*(Show the GF1 picture. Point to the apostle John who is standing close to Jesus.)* John was a disciple of Jesus. John loved Jesus very much when Jesus lived on the earth. John wanted to sit by Jesus when the disciples ate together. John talked with Jesus as they walked along the road. John loved being near Jesus.

*(Show the GF2 picture.)* After Jesus went back to heaven, John became one of the twelve apostles of Jesus. John preached about Jesus as all the other apostles did. John had much to say about the Savior and wanted everyone to know all about Jesus.

*(Show your Bible.)* John wrote a letter that we have in our Bibles. Jeremy, can you come here and find the first letter of John in my Bible? *(Let "Jeremy" open your Bible where your bookmark is placed. Ask the children to repeat the name, "1 John," several times.)* This is the first of John's letters which are in the Bible. I love the Bible because it is God's Word. *(Hug the Bible to your heart.)* I love reading 1 John because it is part of God's Word.

*(Show the GF3 picture.)* What happens when you try to walk in the dark? You run into things, don't you? You stumble over things on the floor, and sometimes you fall down. It is hard to walk in the dark.

John wrote in his first letter, "God is light, and there is no darkness in Him. Jesus is the light who came from heaven. We apostles saw Jesus with our eyes and touched Him with our hands. Jesus is the light that shines in a dark world. If you walk in the light, with Jesus, you will not stumble and fall into disobeying." *(Have the children say, "Jesus is the light.")*

John tells us that God wants us to walk in Jesus' light. Children walk in the light if they obey their parents the first time they ask them to do something. Children walk in Jesus' light if they say, "Yes, Mommy," or, "Yes, Daddy, I will obey."

If you say, "No," when your parents ask you to do something, you are not walking with Jesus in His light. If you cry and fuss and throw a tantrum, you are not walking with Jesus in His light.

When you forget to obey your mommy or daddy, you can walk in the light by saying, "I'm sorry, Mommy. I'm sorry, Daddy." God wants us to obey our parents the first time.

I want to walk in Jesus' light and obey. Let's sing our theme song, "Walking in the Light."

**Prayer:** Dear God, thank You for Jesus shining His light in a dark world. I want to walk in the light with Jesus. In Jesus' name, amen.

### **Bible Adventure for 4's, 5's & K-**

*(Show the GF1 picture. Point to the apostle John who is standing close to Jesus.)* John was a disciple of Jesus. John loved Jesus very much when Jesus lived on the earth. Jesus and John had a special relationship and fellowship with each other. John usually sat by Jesus when the disciples ate together. They talked as they walked along the road together. John loved being near Jesus. John would miss Jesus when He went back up to heaven.

*(Show the GF2 picture.)* After Jesus went back to heaven, John became one of the twelve apostles. John preached about Jesus as all the other apostles did. John had much to say about the Savior and wanted everyone, even you and me, to know all about Jesus.

(Hold up your Bible.) That's why John wrote a letter that we have in our Bibles. Jeremy, can you come here and find the first letter of John in my Bible? (Let Jeremy open your Bible where your bookmark is placed. Ask the children to repeat the name, "1 John," several times.)

This is the first letter that John wrote while he was preaching in the city of Ephesus. John knew that Jesus was God's own Son who came to earth to live. John had seen Jesus with his own eyes. He had touched Jesus. He spent time with Jesus for three years. He saw Jesus die on the cross and also saw Him when He came back to life. John believed that Jesus was God the Son. What do you believe about Jesus?

Teacher \_\_\_\_\_, what do you believe about Jesus? (*Jesus is God the Son who came from heaven.*) Teacher \_\_\_\_\_, what do you believe about Jesus? (*Repeat the same answer. Ask another teacher the same question with the same answer.*)

(Show the GF3 picture.) What happens when you try to walk in the dark? You run into things, don't you? You stumble over things on the floor, and sometimes you fall down. (*Do a little demonstration of stumbling and falling.*) It is hard to walk in the dark. That's why we turn on the lights.

John wrote in his first letter, "God is light, and there is no darkness in Him. Jesus is God and is the light who came from heaven. Don't listen to the false teachers who say that Jesus was not really God the Son who is the light that shines in a dark, sinful world. If you look to Jesus as the light, you will not stumble and fall into sin. You will have fellowship with God and with other Christians."

(Have the children repeat the word, "Fellowship.") Fellowship means spending time with another person and enjoying being with that person. John had fellowship with God because he believed that Jesus was God the Son. John had fellowship with Jesus because he said he was sorry for his sins. John tells us that we can't have fellowship with God if our hearts are dark with selfish sin. If we don't obey our parents or if we say, "No," when they ask us to do something, we are not walking with Jesus in His light. If I blame someone else for my bad attitude and say, "It's your fault. You made me mad," I am not walking in Jesus' light.

John says in the book of 1 John, "If we say we are sorry when we're wrong, and if we want to get rid of our selfish sin, Jesus forgives us and helps us walk in His light." If we don't obey our parents or if we say, "No," when they ask us to do something, that makes them sad until we say we are sorry and admit we are wrong. Our fellowship with our parents isn't right until we say we are sorry. It is right for us to say we are sorry when we have done wrong so that our parents and us can be happy. It is the same if we do wrong things and don't tell God we are sorry. God wants us to obey His Word, too. When we do wrong, God isn't pleased until we say we are sorry. Then we can have fellowship with God and with other Christians, too.

I want to walk in Jesus' light so I can talk to God and enjoy Him. I want to have fellowship with God so that I can have fellowship with other Christians and enjoy them, too. Aren't you glad that God sent Jesus to put His light in our hearts so that we can have fellowship with God and with other Christians?

**Prayer:** Dear God, thank You for Jesus and His light that helps us when we fall into selfish sin. I want to have Jesus' forgiveness so that I can have fellowship with God and with other Christians. In Jesus' name, amen.



### Look:

**"Lighted Path" Walk:** Make a lighted path by taping pieces of reflective tape (sold at most hardware stores) to the floor. Darken the room (cover the windows with aluminum foil) and have the children walk on the lighted path. They can sing, "Walking in the Light," as they march on the lighted path. Place one or more pictures of Jesus and the Bible on the lighted path so that the children understand that Jesus is the light who lights our paths each day so that we don't stumble and fall into sin and disobeying. The Bible lights our minds and hearts to keep us on God's right path of obedience.

**Aim Questions:** Turn off the lights after the Bible Adventure, and while the children are seated, have them "search" the room with their flashlights for question number one which would be taped to the wall. Select a child to go get the question and have the leader read it using that child's flashlight. Repeat for the remaining questions.

**Finger Play:**

Jesus, we would like to help,                   (*Point to yourself.*)  
And love our families, too.                   (*Hug yourself.*)  
Jesus, teach us how to pray,                   (*Fold your hands.*)

And how to be like You!

*(Raise your arms.)*

**Fellowship Flash Cards: (1JN01ECGF5 and 1JN01ECGF6)** As the children color the different good and bad fellowship flash cards, talk about each with them. Ask what the child should do to make the wrong right. Ask what the child did to be happy and have right relationships or fellowship. Decorate an envelope to hold these cards so that the children can take them home and talk with their parents about how they can have fellowship in their families.

**Snack:** Serve black and white jelly beans today. Review the Bible Adventure and memory verse while eating.

---

**Flash Card Game: (1JN01ECGF5 and 1JN01ECGF6)** Give each child a piece of construction paper that is half black and half white. As the children tell you what is happening on each card, they may place them on the black or white side of the paper to represent if it depicts living in the light, fellowshiping with God, and doing right, or if it depicts disobeying and living in darkness away from God.

**Footprints of Fellowship Game: (1JN01ECGF5 and 1JN01ECGF6)** Precede this game with a discussion of sin, what it is, and how it causes us to lose fellowship with God and others. When we say we are sorry and ask forgiveness, we have happy relationships with other people and with God. Place the following situations on individual papers in a basket. Pull one out and read it. These could be pictures instead of words. If the situation represents living in the light with God, the children all go and stand on light footprints on the floor. They could have a big group hug. If it represents living in darkness in our sin, they stand on the dark footprints. Their faces are sad and looking down. You could simplify this game by using dark plastic and light butcher paper on the floor.

You disobey and cross the street.

You ask your dad to read you a Bible story.

You hit your friend because you are mad.

You say, "No," when asked to take out the garbage.

You say, "No," when asked to come in from outside.

You take the dishes off the table when asked.

You kicked the ball and it broke the window.

You hit your sister.

You said a bad word.

You lie and say your sister wrote on the wall but it was you.

You eat all the food on your plate.

You happily go to bed when you are asked.

You help rake leaves.

You clean up your room when told.

**Stamping Footprints: (1JN01ECGF5 and 1JN01ECGF6)** Make a stamp with a block of wood and the shape of a footprint cut out of a Dr. Scholl's foot pad glued to the wood. Using a piece of paper half shaded and half white, discuss the situations in the Footprints of Fellowship Game and let children stamp their feet in either the dark or light side. Glue the words "sin" on the footprints on the dark side and "I'm sorry" on the light side.

**Duck, Duck, Goose Game:** Use the following words while playing this game: "I'm sorry, I'm sorry, Forgiven."

② **This Little Light of Mine:** Put a little sticker of Jesus on the index finger of each child. Have the children sing, "This Little Light of Mine" with the hand motions. See the Song section for the words. Sing as many verses as the interest of the children allows.

④ **Find the Message of Jesus:** Before class, write, "God is light and Jesus is light," on bright fluorescent paper, one letter per paper. Number each letter in sequence so that when the letters are all found, they can be put together to spell out the message. Place all the letters around the room by taping them to walls, furniture, floor, windows, etc. Give each child a little flashlight and turn off the lights. Set the children out on the hunt to find the letters and the message from God. When they are done locating all of the letters, the teacher will spell out the message by putting the letters in order.

④ **Memory Verse Discussion:** "If we walk in the light...we have fellowship with one another." 1 John 1:7 Write the memory verse on the board. Say the verse a couple of times while pointing to the words. Erase, "If we walk," but say them anyway as the verse is read again. Erase, "in the light," as

the verse is said a fourth time but point to where the words were. Continue for, "we have fellowship," "with one another," and "1 John 1:7." The verse is now being read with no words on the board. Ask the children what they think the word "fellowship" means. Possible answers might include: being close, love being near, knowing someone well, sharing, being friends, etc. John enjoyed fellowship with Jesus and wanted more Christians to be close to God.

- ④ **Coloring and Family Discussion:** As children draw their family members on a piece of paper, point to different members and let them tell you what they know about them, their favorite colors, their ages, what they like to eat, what they like to do, and where they live. They could share things they have done together. The Apostle John told about Jesus whom he knew very well.

- 
- ④ **Mother May I? Game:** Have the children line up at the end of an open play area and face the teacher. The teacher will give a command and after each command the children will respond in unison, "Mother, may I?" If the teacher says, "Yes, you may!" then the children have permission to perform that command. If the teacher says, "No! You may not," then the children just wait for the next command. If a child performs that command without waiting for the answer, he must go back to the starting line. The idea is to move forward by obeying the commands until the children reach the teacher. The following commands could be used: one giant step forward, two tiptoes forward, three knee walks forward, one baby step backward, three jumps forward, one hop forward, one roll forward, etc. The Bible Adventure today told us that children can learn to walk in the light when they obey their mothers and fathers.

- ④ **Twinkling Lights:** Hang a string of twinkling Christmas lights in your classroom. Turn on the lights for the following discussion: "The lights are a reminder of Jesus' light which shines through us when we obey. What are some of the things we can do for our mothers that would show Jesus' light? How can we treat our brothers or sisters to show Jesus' light? How can we help our friends when we are playing with them? How has Jesus' light been shown through you today?" Say a special prayer, asking Jesus to let His love shine through each one of us in service to others.

### Songs:

☐ **"Walking in the Light" Theme Song** (tune: "Bringing in the Sheaves")  
(Two-year-old verse)

1. Walking in the light, walking in the light. (March as you sing.)  
When I walk with Jesus, I am walking in the light.
- (Four- and five-year-olds add the second verse.)
2. Walking in the light, walking in the light.  
My sins will be forgiven when I'm walking in the light. (Place one or both hands over your heart.)  
(The following verses will be used in the next four weeks of our study in the book of 1 John.)
3. Walking in the light, walking in the light.  
I will love my brothers when I'm walking in the light. (Put an arm around another child.)
4. Walking in the light, walking in the light.  
I'll obey what Jesus says! I'm walking in the light. (Hold hands to form a Bible book.)
5. Walking in the light, walking in the light.  
When I practice righteousness, I'm walking in the light. (Shake your head, "Yes.")
6. Walking in the light, walking in the light.  
If I choose NOT to sin, I'm walking in the light. (Shake your head, "No.")
7. Walking in the light, walking in the light.  
I love God and God loves me. I'm walking in the light. (Hug yourself.)
8. Walking in the light, walking in the light.  
I can share God's love when I'm walking in the light. (Take the hand of another child.)
9. Walking in the light, walking in the light.  
I will live with Jesus walking in the light. (Point to heaven.)

10. He who has the Son, has eternal life. *(Point to the sky.)*  
He who does not have the Son, does not have the life. *(Point to the floor.)*

**Happy Faces** *(tune: "Ten Little Children")*

One little, two little, three happy faces,  
Four little, five little, six happy faces,  
Seven little, eight little, nine happy faces,  
Ten happy faces loving God.

**Jesus Is the Light in My Life** *(tune: "If You're Happy and You Know It")*

Jesus is the light in my life, *(clap, clap)* Jesus is the light in my life. *(clap, clap)*  
Jesus is the light, oh, Jesus is the light, oh, Jesus is the light in my life. *(clap, clap)*

**Jesus, Jesus** *(tune: "Twinkle Twinkle Little Star")*

*Children can stand hand and hand in a circle.*  
Jesus, Jesus is the light, shows us how to do what's right,  
He will love us every day, He will hear us when we pray.  
Jesus, Jesus is the light, shows us how to do what's right.

**Fellowshipping** *(tune: "Frere Jacques")*

Fellowshipping, fellowshipping,  
Yes we are. Yes we are.  
When we love each other, we are fellowshipping. *(Give one big group hug.)*  
Yes we are. Yes we are.

Fellowshipping, fellowshipping,  
Yes we are. Yes we are.  
When we pray together, we are fellowshipping. *(Kneel and pray together.)*  
Yes we are. Yes we are.

Fellowshipping, fellowshipping,  
Yes we are. Yes we are.  
When we play together, we are fellowshipping. *(Sit on floor in circle and roll ball to each other.)*  
Yes we are. Yes we are.

Fellowshipping, fellowshipping,  
Yes we are. Yes we are.  
When we read the Bible, we are fellowshipping. *(Sit on floor and read the new Bible verse.)*  
Yes we are. Yes we are.




**Took:**

- Plaster of Paris Footprints:** "Jesus helps us walk in the light. I want to follow Jesus in walking in the light. I am going to obey and say, 'I am sorry,' when I have done wrong." Place small amounts of plaster of paris in the lid of a coffee can. Children can place their feet in it to make an impression. Glue the memory verse to the back of the lid. Review the memory verse with the children as they make their footprints. Sing, "Walking in the Light," several times to remind the children about the message of today's lesson.

- Walking in the Light Tri-Fold Picture: (1JN01ECGF4)** Color the pictures of children and fold the paper on the dotted lines so that the picture of children with blank expressions on their faces is the first page of the booklet. Talk about what people do to be in the darkness (They disobey.) and what they must do to walk in the light with Jesus (Say, "I am sorry."). Review the memory verse with the children.

- Candle Holder:** Materials needed: 2 cups all-purpose flour, 1 cup salt, 1 cup water, votive candles. The younger children should have the dough available to them while the older ones may enjoy making the dough in the classroom in small groups. Mix the flour and salt in a large bowl. Add water

a little at a time to form a ball. If desired, add food coloring to the dough for a marbled look, or to the water for even color. Knead the dough for ten minutes, or until smooth. Place the dough in a plastic bag to keep it from drying out. This dough may be stored in the refrigerator for up to five days. Give each child about 1/4 cup of dough and a votive candle. Have the children press the candle into the dough and then finish shaping the base around it. Allow to air dry during the week. Attach the memory verse to the candle holder and review it with the children.


 **Church Building Banks:** Have the children who brought their banks back to class empty the money into one big pile. Help the children to separate the coins and to count how much money has been brought in so far. Remind them that the money is to help Faith Bible Church build more classrooms so more people can come and learn about Jesus.

John, the disciple, loved being near Jesus.  
They talked and had good fellowship.






John the Apostle preached and wrote letters about Jesus.




John wrote, "Walking in Jesus' light brings fellowship with God and with others."

My friend and me




Fold Three

My friend and I do wrong.





Fold Two


Fold One




If we walk  
in the light...  
we have  
fellowship  
with one another.  
1 John 1:7

We say we are sorry and are forgiven.





You disobey and cross the street.



You ask your dad to read you a Bible story.



You hit your friend because you are mad.




You say "No" when asked to take out the garbage.



You say "No" when asked to come in from outside.



You take the dishes off the table when asked.



You kicked the ball and it broke the window.



You hit your sister.



## This is what I learned today!

Today, the children were told that John wrote a letter to the early Christians and it is in our Bibles. It is called First John. John wrote the letter to tell the new believers that "God is light and there is no darkness in Him. If you look to Jesus as the light, you will not stumble and fall into sin. You will have fellowship with God and with other Christians" (1 John 1:5-7).

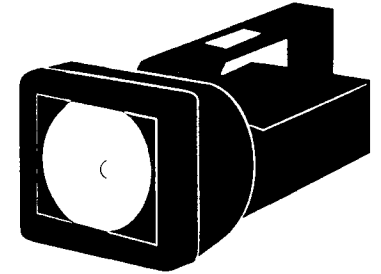
Fellowship means spending time with another person and enjoying being with that person. John wrote in his letter that God wants us to obey His Word so that we can walk in His light. It means we have to say we are sorry when we've done something wrong. When we do something wrong and don't tell God, He isn't pleased until we say we are sorry. Then we can have fellowship with God and with other Christians, too.

**Save these pages in a notebook for later review.**

### Today's Memory Verse:

**If we walk in the light...we have fellowship with one another. 1 John 1:7**

## Shine the Light Activity



Shade the windows so that there is no natural light in the room. Aluminum foil would work well. Give each child a pen light or flashlight. Turn out the lights and ask the children to shine their lights on various objects in the room, and identify them. End the activity by shining lights on the picture on the back side of this page. Repeat the phrase, "God is light," and, "Jesus is the Light." Older children can say, "God is light, and in Him there is no darkness at all." Shine the lights on John the Apostle in the picture and explain to the children that John wrote several letters that are included in the Bible. We will be learning from John's first letter that is called First John. Have the children say, "First John," as they shine their lights on the picture of John.

### "Walking in the Light" Theme Song


(tune: "Bringing in the Sheaves")

*(Two-year-old verse)*

Walking in the light, walking in the light. *(March as you sing.)*  
When I walk with Jesus, I am walking in the light.

*(Four- and five-year-olds add the second verse.)*

Walking in the light, walking in the light.  
My sins will be forgiven when I'm walking in the light.  
*(Place one or both hands over your heart.)*



John wrote, "Walking in Jesus' light brings fellowship with God and with others."