

Materials I Need:

Legend:



= Option 1, Appropriate for 1st – 2nd Grade



= Option 2, Appropriate for 3rd – 6th Grade

Memory Work:

“If we claim to have fellowship with Him yet walk in darkness, we lie and do not live by the truth.”
I John 1:6 (NIV)

Aim Questions:

1. Who wrote the epistle of First John? To whom did he write it?
2. What is the main message John wants his readers to understand?
3. What was the false teaching with which the readers were faced?
4. Was Jesus Christ fully human?
5. What is sin? What does sin do to our fellowship with God and others?



Hook:



Let's Take a Closer Look (Worksheet/Discussion). Introduce this week's verse to the students and use worksheet **IJN01.GF1** to break it up into bite-sized pieces. Discuss what the students think this verse means. Revisit these initial thoughts later during the **TOOK** time.




What Is Sin? (Discussion). Do your students have different views of what sin is? Lead a discussion bringing out an awareness of what sin is, recognizing it, finding out how they feel about it, what God thinks of it, and what the solution would be to avoid it. The information from this discussion can be used as you teach about “darkness” throughout the lesson.




Meet Jesus Christ (Worksheet/Discussion). Describe the character qualities of Jesus. Use worksheet **IJN01.GF2** to record all of the ideas from each student. Once we recognize who Christ is, we can see how unworthy we are to fellowship with Him; yet He openly welcomes us and desires to be with us.



Don't Leave Home Without Your Light (Activity). Have the lights out as the students arrive, or turn them out when you begin this activity. Using a flashlight, move throughout the classroom following special indicators on the carpet. These indicators might have fluorescent paint on them or may simply be on white sheets of paper. Talk about how we can only move throughout the space (which is dark) by depending upon our light. The light is highlighting the path indicators such as the Bible, Christ, Prayer, Obedience, and Fellowship. Explain that these are things that help to keep us on the path, so that the light can show us which way to go. Put a treasure (candy or a treat) at the end of your little walk. Reward them for following in the light. This will help you as an illustration of today's lesson.

 **Biblical View of Sin (Object Lesson).** Bring in items that pertain to seeing: glasses, binoculars, magnifying glass, telescope, microscope, picture of an eye, etc. These can be displayed on the table as a group or taken out of a box and discussed individually. Discuss our ability to see and how we see. Then, discuss with the class how God sees us. He sees more than the surface flesh, but also our heart. He knows what we are thinking and what we have ever thought. Also discuss sin and what it is. We can see how sin manifests itself in our actions. What are some ways that sin manifests itself?

 **What Do You Know? (Discussion).** Ask the children to raise their hand if they know the answer to the following questions. Tell them not to answer though.

What's your parent's first name?

Middle name?

Mother's maiden name?

When are their parents' birthdays?

What's the color of their bedroom?


What color are their eyes? Hair?

What's their favorite song? Movie? Story? Favorite Saying? Food? Soft drink?

What are your ideas of right and wrong? Good and bad?

Do you know a funny story or serious story about your parents?

They know a lot about them, don't they? Now ask them the same questions about yourself. Do they know the answers concerning *your* parent? They most likely do not. Why not? Because they've not lived with, talked with, been cared for by, or been loved by your parent.

 **Look, Listen, and Do (Activity).** Divide the class into two groups. Arrange so that they are separated with you in the center of the room. Only group #1 can see an easel that you will write on. The other group will have their backs to you and the other group. Give each group the same 4 colors. Ask group #1 to follow your instructions while they watch you do it. They will be able to see and hear you. Ask group #2 to also follow your instructions but they will not be allowed to watch, only to listen. These are the instructions:


- Draw sunshine
- Draw a tree
- Draw a bird
- Draw a man


Why do the pictures of the two groups differ? Why does group #1's pictures look just like yours? Why does group #2's look how they think it should look? Discuss how seeing and hearing allowed group #1 to follow you correctly because they saw what you were doing and copied you.



Book:

Presentation Ideas –

 **Shedding Light on the Lesson (Activity).** Cover the windows with butcher paper or dark cloth, trying to make the room as dark as possible. Teach the lesson with the lights out using a flashlight to highlight pictures. You could choose to move throughout the classroom to teach different portions of the lesson. Each time you move to a new location, turn on a lamp to increase the light at that spot as you continue to teach.

 **Yellow and Red Make Orange (Demonstration).** Illustration of God becoming Man to cover our sin. Start with yellow Play Dough and roll it into a large ball. This represents God. Then add a chunk of red dough, which represents Christ. Mix these both together to form one solid color (orange) to show they are the same. Now introduce sin by using a black marble or jellybean. Flatten the orange dough and cover the sin with it, rolling it up into the center. Use this as an illustration as you review the Bible Adventure.

Bible Adventure –

The apostle John was one of Jesus' three closest friends. He was known as "the disciple whom Jesus loved." John had a wonderful relationship with Jesus and fellowshiped with Him while He was on earth. He was even an eyewitness to Jesus' crucifixion, resurrection, and ascension. After Jesus went to heaven to be with the Father, John and the other apostles helped to begin many new churches. John was a leader over several churches in Asia Minor. He enjoyed great fellowship with God and desired that all who knew and loved God would do the same.

As John grew older, there arose a dangerous and false teaching called "Gnosticism." This heresy, which is teaching that contradicts what the Bible says, taught that Jesus wasn't really human. They said that Jesus was God, but He wasn't a man. In fact, Jesus was only a "spirit-being" and did not have any flesh. The Gnostics taught this because they believed that the body was evil and bad, while the spirit was good. What this led to was awful! They said that a Christian could do anything they wanted with their bodies because it had no effect upon their relationship with God. Therefore, a person could live in complete and total sin and still consider themselves a genuine believer.

When John received word that several of the churches he pastored faced this wrong teaching, he responded immediately! You can imagine what a loving father would do if he knew that his children were under attack by someone or something. John picked up his pen and wrote the first of three letters to these churches in Asia Minor ~ 1 John. Just like a loving and protective father, John wrote carefully so that they would fully understand the truth and know how to fight against the false heresy of the Gnostics.

In his letter, he gives them a "checklist" of things they could observe so that they would know the difference between truth and error. These were tests for them to take so they could know that they were fellowshiping with God. In the first chapter, he gives them two tests: one that challenges their view of who Jesus Christ is, and the second that challenges them on their view of sin.

He opens up his letter by challenging the idea that Jesus was never in a human body. Since the Gnostics denied that Jesus was in fact human, John recalls his own personal experiences as a close friend and personal witness of Jesus Christ (1:1). John not only knew Him, but also lived with Jesus, heard Him speak, saw Him with his own eyes, and touched His body with his hands (1:1). Jesus also ate food and bled on the Cross, all in John's presence. This completely contradicted what the Gnostics were teaching.

No spirit can be touched or handled or be seen or heard! Yet John did all of these things with Jesus Christ because Christ was in fact the God-Man, 100% God and 100% Man. John's point in sharing these truths with them was so that they could see how wrong these false teachers were. Again, he was seeking to protect them from the dangerous ways of the Gnostics. And John doesn't stop there! No, he takes it one step further and tells them that only those who have a right, biblical understanding of who Jesus Christ is, can truly be saved (1:2-3).

Many people today deny what the Bible teaches about Jesus. Some people think He was simply a good man or just another prophet, while others think He was crazy and a lunatic liar. All these people who believe this deny the fact that Jesus Christ was and is the Son of God and was fully God and fully man at the same time. And this wrong belief won't save anyone! You see, in order for a person to fellowship with God, they must believe the right things about His Son. If they don't they won't be saved. That's why it's so important to God that people have a right view of Him.

The second challenge John gives to his readers is in the area of sin. The false teachers taught that a person could live any way they wanted to because sin had no effect upon a person's relationship with God. Therefore, these teachers were claiming to fellowship with God while living disobedient and rebellious lives! Can you believe it? Some even went so far as to say that they were perfect! So John attacks the sinful and arrogant lives of these false teachers who walked in the darkness (1:6, 8).

John tells them that those who are truly born again will "walk in the light" (1:7). To walk in the light means to walk in obedience to God's Word. This is a familiar phrase of John's, and it directly relates to the fact that God is light. In other words, there is no "darkness" or sin in God's character whatsoever. Therefore, if we are going to fellowship with God, we too must be obedient to His Word. How could these false

children what turning from sin and walking with Christ means to them.

Option: This could be used as a HOOK whereby the entire class could place their footprints onto one large sheet of butcher paper approximately 10-15 feet long.



Took:



Walking In The Light (Worksheet). Now that you have recognized sin (see HOOK time “What Is Sin?”) and have confessed it, it would be appropriate to concentrate on how to walk in the light. Use **IJN01.GF4** as you discuss ways that we can keep each other accountable to keeping that light shining bright. Obedience is the key to walking in the light and having fellowship with Christ.



Living in the Light and Lovin' It! (Worksheet/Craft). Each student will need:

Bible card from **1JN01.GF5**
brush fluorescent paint
(1) piece of 6" yarn

Copy the verses listed below onto a chalkboard. Have students look them up, choose their favorite verse, and copy it from their Bible onto the card in the appropriate spot. Have them color the card and decorate the border with fluorescent paint. Thread the piece of yarn through the top. Encourage the students to take this home and hang it from the “on” switch of a lamp. When they turn off their light at bedtime they will be reminded of God’s words to them. *Verses: 1 John 1:5, Ephesians 5:8, John 12:46, John 12:36, Matthew 5:16, Psalm 36:9, Psalm 37:6, Psalm 43:3, Psalm 119:105, Isaiah 2:5.*




Walking in the Light Flashlight Test (Memory Verse Incentive). During the book of first John we are going to emphasize a verse a week for students to memorize. Order a chart, **1JN01.GF6**, and put the students name on them. Assign students their verse this week. On the fifth week they will earn a neon flashlight with a verse on the side.

Let's Take a Closer Look at our Memory Verse

Look and Think:

Go through this week's verse, word by word, and list out some of your thoughts on what you think the meaning is for the major words in the verse. Write them in the boxes provided.



Discuss:

Use the notes you have written to participate in a discussion within your small group. Your teacher will help you on the meanings for the words you get stuck on.

"If we claim to have fellowship with Him yet walk in darkness, we lie and do not live by the truth." 1 John 1:6

Diagram showing the verse with callouts to empty boxes for notes:

- Top-left box connected to "we claim"
- Top-right box connected to "fellowship"
- Bottom-left box connected to "we lie"
- Bottom-middle-left box connected to "Him"
- Bottom-middle-right box connected to "yet walk in darkness"
- Bottom-right box connected to "truth"

Passage Review Questions

1 John Chapter 1

1. What is that which was from the beginning, which we have heard, which we have seen with our eyes, which we have looked at and our hands have touched? vs. 1

2. What is proclaimed to you which was with the Father and has appeared to us? vs. 2

3. What do we do with what we have seen and heard and why? vs. 3

4. Why is this all written? vs. 4

5. What is the message that is heard and declared? vs. 5

6. What do we do if we claim to have fellowship with God and yet walk in the darkness? vs. 6

7. What do we have if we walk in the light as He is in the light? vs. 7a



8. What does the blood of Jesus, God's Son, do? vs. 7b

9. What do we do if we claim to be without sin? vs. 9

10. What will happen if we confess our sin? vs. 9

11. If we claim that we have not sinned, what do we make God out to be? vs. 10


Walking In The Light



Discuss within your small group ways to stay “in the light.”

What can we do to keep each other accountable so that we all remain in the light? Write your ideas inside the footprints.

Living in the light
and lovin' it



Living in the light
and lovin' it

