

Materials I Need:

Key for symbols:

- This symbol represents ideas that can be used for two-year-olds through kindergarten. Please remember to slow way down for two-year-olds and keep the pace moving for five-year-olds.
- ② This symbol represents ideas that can be used for two- and three-year-olds.
- ④ This symbol represents ideas that are best used for four-year-olds through kindergarten.

Memory Verse:

1 Corinthians 6:20: You were bought at a price. Therefore, honor God with your body.

Hook:

- Teacher Tip:** As the children arrive, think of some different ways to greet them at the door to pique their interest for the morning. For today's lesson, you could bring your wedding book or picture (or someone else's) and tell the child you are greeting that you have something special to show him. You may ask him to guess what you are holding. Open the book or turn over the frame and ask what he sees. Hopefully, he will say he sees a wedding party. You have gotten his immediate attention.
- Corinthians Corrections Review:** Use past pictures and ask the children what Paul is telling the Corinthians that they could be doing better (correction is the theme of the book). Use the "finger-hand" from last week's **Hook** to point to the picture and tell them the right thing to do. The children could come up and take turns doing this.
- Honoring God Review: (Last week's 1CO04ECGF13)** Show last week's **1CO04ECGF13** picture and talk about honoring God with different body parts. Sing the "Oh Be Careful, Little Eyes" song.
- "Who Is in Your Family?" Center:** Provide a large number of cutout pictures of people. Give each child a piece of paper to glue pictures of family look-alike members on. Write "The _____ Family" at the top of the paper. "In today's Bible Adventure Paul writes that God gives the gift of marriage and families to some and the gift of being single to others."
- "Which Have Two and Which Are Single?" Center:** Bring exact pairs of objects and several single objects and pile them in the center of the table. One suggestion is to use colored blocks. Have the children find all the blocks that look alike and match them up. Have them put the single blocks (with no mate) in one area. This is the pile of "singles." "In today's Bible Adventure Paul says it is a 'gift' for some people to be single and other people to be married. The 'gift' of being single is for someone who is not married."
- "God Has Rules for Marriage" Center:** Choose a fun activity for the children to do, but set two or three rules for them to follow. Suggestions might include: draw a picture on the chalkboard, erase it when done, give the chalk to the next person in line; take three bean bags, throw them at a target, retrieve them, and hand them to the next person in line; roll a ball at some bowling pins, set them up, and give the ball to the next person in line. "Just as we are following the rules for playing this game, God has rules for our dads and moms when they get married. God wants our families to stay together and, by following God's rules for marriage, families can be happy."

-
- Paper Doll Play: (1CO05ECGF6 and 1CO05ECGF7)** Materials needed: GF6 paper dolls copied on cardstock paper and cut out, GF7 clothes for the dolls to wear, crayons, glue sticks, materials to decorate the paper dolls. This activity will help the children learn what single and married means. Have them talk about the single and married people they know. Let them give specific names to their dolls and color the hair (or glue yarn) on the dolls to match the people they know. A single adult and a couple should be identified. "In today's Bible Adventure we will learn how Paul taught the Corinthian church that God wants some of His people to be married and some to be single."
- Married and Single Needs:** Materials needed: Food (adults' and children's), clothing (both adults' and children's), toys (adult and single), cell phones, books, Bibles, etc. Pile all the materials in the center of the room and have the children sit in a circle around them. Ask the children to help you separate things into two piles—one for a single person and one for a married couple with children. Compare the sizes of the piles. "The needs of a married couple with children are greater than the needs of a single person (for example, four coats to one coat). But we are all in God's church family, and He has special jobs for each person whether they are married or single.
- Marrieds and Singles Dress Up:** Provide veils, jewelry, ties, hats, and shoes for married people and sandals, athletic hats, and clothes for singles. Talk about things a single person does like travel, hike, games, ministry, missionary. Married people do the same, but they don't have as much time because they have family to take care of.
- Who in the Bible Was Married and Who Was Single? (1CO05ECGF8 and 1CO05ECGF9)** Materials needed: GF8 activity page with different people from the Bible. Ask the children if they remember who these people were and a little about them. Tape an 8-inch piece of yarn to the back of a GF9 Bible that has the number "1" on it. Tape a Bible with the number "2" to another length of yarn. Tape the loose ends of the yarn to the edge of the activity page so that the yarn is attached, but the Bible can be moved from picture to picture. Have the children drag the Bible with the number "1" to the pictures of single people. They can drag the Bible with the number "2" to the pictures with married couples. "God does not intend for all His children to be single nor does He intend for all His children to be married. He has special jobs for each one of us, and we are thankful in our hearts for whichever gift He gives us."
- Housekeeping Center:** "Married people raise families so they cook a lot, make a lot of beds, dress babies, study the Bible, clean house, go to church, etc. Single people also have to cook, make their bed, study the Bible, clean house, and go to church, but they have more time to devote to God's work because they don't have children to raise." Have the children pretend to do some of these activities in pairs (as a married couple) and alone (as singles).
- Sand Center:** Bring small Fisher Price people and a large box of sand, rice, or cornmeal. Pretend to have two people walking through the sand together or single people walking to their work, church, travel, etc. "God wants some people to get married and some people to stay single. Each should be happy in what God has called him to do."
- Gift Box Center:** Bring three boxes, and let children use magazine pictures to cover one with pictures of families, one with single people, and one with children. Add a ribbon around each. These will be looked at while talking about being married or single during the Bible Adventure. Then later during the **Look** time, open them and tell how each person is content to be where God has him.
- "Happy Jack-a-Dandy" Game:** Cut two to four strips of construction paper of various colors. Place the strips in view of the children and discuss the colors with them. Have them shut their eyes or turn their backs and repeat the following verse:
Happy Jack-a-dandy,
Has a stick of candy.
Every time he takes a bite,
A piece goes quickly out of sight.
While the verse is being recited, a player removes one (single) of the strips from the group. The other children then turn around and try to guess which color is missing. Choose a new child to take away the next strip and repeat the process.



Book:

Presentation Ideas -

- Color the **1CO05ECGF1**, **1CO05ECGF2**, **1CO05ECGF3**, and **1CO05ECGF4** pictures and glue them onto colored construction paper. Show these pictures as you tell the Bible Adventure. Save them for review in future lessons.
- Gift Pictures:** Place two wrapped gifts by the story chair. In one box have pictures that represent a single person. They could include a travel picture, a missionary picture, a Bible picture, a bicycle or small car picture, anything to promote God's kingdom, etc. The other box could include a family picture, husband and wife "date night" dinner, a larger car picture, pictures of clothes and shoes for all ages, lots of food picture, anything to promote family life, etc. Pull out two or three pictures from the single person box and tell how a single person has time to do many things for the Lord. Pull out two or three pictures from the married box and tell how a married person honors God by loving their husband or wife and taking care of family members, as well as serving God's people. Both are "gifts" from God and we are to honor God with our bodies whether we are single or married.
- "Families Can" Finger Play:**

Families can walk together.	<i>(Walk your feet in place.)</i>
Families can work together.	<i>(Digging motion.)</i>
Families can pray together.	<i>(Put hands in praying position.)</i>
Families can hug.	<i>(Hug yourself.)</i>
Families can live together,	<i>(Put hands together.)</i>
Or they can live apart.	<i>(Move hands apart.)</i>
No matter where your family lives,	<i>(Shrug shoulders.)</i>
You can love them in your heart.	<i>(Hug yourself.)</i>

Bible Adventure for 2's & 3's-

(Show the 1CO05ECGF2 picture.) Paul wrote the Corinthians about God's rules for people who are married and for people who are not married. Paul said in his letter, "Not everyone is supposed to get married." Paul was not married when he wrote First Corinthians. He said, "There are some people who God wants to stay single and not get married. God gives some people the 'gift' of being single. It is good to be single. A person has more time to think about God and how to serve Him. He has more time to do work in God's family.

(Show the 1CO05ECGF3 picture.) Paul wrote to say that God gives other people the "gift" of marriage, and that is good for them. There are rules about marriage that people must obey. First of all, people who are married must think about their husband or wife and their needs, not only about God and how to serve Him. Secondly, if a married couple has children, they must think about providing for them and spending time with them. Married people have more members of the family to take care of.

(Show the 1CO05ECGF4 picture.) Another rule about marriage is that a Christian should only marry another Christian. When two people get married (hold two index fingers up), God makes them into one family (bring your two fingers together). God helps a married couple stay together for the rest of their lives (hook your fingers together). If one of the people does not love God with his whole heart, he may not want to obey God and keep the family together (move one of your fingers away from the other). The way to keep the family together is by making sure that you only marry a person who loves and belongs to Jesus.

These are some of the rules that God has for those who are married and those who are single. God decides who will get married and who will stay single. God wants us to be happy with what He chooses for us. The main thing that Paul wants us to remember is that Jesus paid a high price for us who love Him and belong to Him. He wants us to honor God with our bodies whether we are single or married.

Prayer: Dear God, You give the "gifts" of being single or married. Help us honor You with our bodies whether we are single or married. In Jesus' name I pray, amen.

Bible Adventure for 4's, 5's & K-

(Show the 1CO05ECGF1 picture.) Last week we learned that Paul told the Corinthians, "God wants His children to honor Him with their bodies. You wrote to me and asked some questions about marriage. I will answer them now. God has rules for people about being married and being single (not married)." Paul wrote down a few of those rules in First Corinthians.

(Show the 1CO05ECGF2 picture.) Paul said in his letter, "Not everyone is supposed to get married." Paul was not married when he wrote First Corinthians. He said, "There are some people who don't get married because God wants them to stay single. God gives some people the 'gift' of being single. It is good to stay single, like I am single. A single person doesn't have as many things to be concerned about. He has more time to think about God and how to serve Him."

(Show the 1CO05ECGF3 picture.) Paul said, "But to other people God gives the gift of marriage, and that is good for them. There are rules about marriage that people must obey. First of all, people who are married must think about their husband or wife and their needs, not just about God and how to serve Him." If a married couple has children, they must also think about providing for them and spending time with them. Married people have the responsibility of taking care of their whole family, not just themselves.

(Show the 1CO05ECGF4 picture.) Another rule about marriage is, "A Christian should only marry another Christian." When two people get married (*hold two index fingers up*), God makes them into one family (*bring your two fingers together*). God helps a married couple stay together for the rest of their lives (*hook your fingers together*). If one of the people does not love God with his whole heart, he may not want to obey God and keep the family together (*move one of your fingers away from the other*). The way to keep the family together is by making sure that you only marry a person who loves and belongs to Jesus.

(Show the 1CO05ECGF5 picture.) Paul wrote another rule about marriage, "If you were married when you heard the gospel, and one of you—the husband or the wife—believed in Jesus and the other one didn't want to, don't get divorced just because one of you is not a Christian. Stay married if at all possible because it is better for the children. If the husband or wife who does not believe in Jesus is willing to stay with the Christian, then the Christian husband or wife must stay married." God wants families to stay together if at all possible. But if the husband or wife who does not believe in Jesus wants to leave the family, the Christian must allow him or her to go. It is sad when that happens, but God wants a peaceful home.

These are some of the rules that God has for those who are married and those who are single. God decides who will get married and who will stay single. Don't assume that you will get married when you grow up. You may or you may not. God wants us to be happy and content with what He chooses for us. The main thing that Paul wants us to remember is that Jesus paid a high price for us who love Him and belong to Him. He wants us to honor God with our bodies whether we are single or married.

Prayer: Dear God, You have given me the "gift" of marriage, but you have given (teacher's name) the "gift" of being single. Help us honor You with our bodies in the ways that the Bible says. In Jesus' name I pray, amen.

Aim Questions

Aim Questions for 2's & 3's:

1. Who wants us to honor Him with our bodies? (*God.*)
2. Who does the married person think about and provide for to honor God? (*Husband or wife, children.*)
3. Who has rules about being married so the family can stay together? (*God.*)

Aim Questions for 4's & 5's:

1. Who was single and wrote a letter to the Corinthians about God's rules for being single and married? (*Paul.*)
2. What does Paul tell the Corinthian Christians who are married? ("*Stay married.*")
3. What does Paul tell the Corinthian Christians who are not married (**single**)? ("*Stay single or marry a Christian.*")
4. If a husband is a Christian and the wife is not (and vice versa), what should they do? (*Stay married if the unbeliever will stay.*)
5. Who decides who will get married and who will stay single? (*God.*)



Look:



Aim Questions: The questions can come from one of the gift boxes used during the Bible Adventure.



Snack Suggestion: Give one "single" snack to each child. Choose something that is larger in size such as a long piece of celery stuffed with cream cheese or a whole muffin. Talk about being content where God has us, whether children, married or single.

-
- Transition Idea:** Hook one finger with a partner and carefully walk to a new area. "God wants married people to stay together just as we are staying together with our partner."
 - "Married or Single" Booklet: (1CO05ECGF10 and 1CO05ECGF11)** Copy a GF10 and GF11 page for each child and fold the pages in fourths. Tuck the GF11 page inside the GF10 page to make a booklet. Let the children decorate the pages of their booklets as they review God's rules on being married and single. Staple the pages together on the left side of the booklet.
 - What Contented Married and Single People Do: (1CO05ECGF12)** Cut the GF12 pictures apart and place them in two separate gift boxes--one marked "married" and one marked "single." Add to these boxes any pictures you have cut from magazines. "People who are married and people who are single all pray, study, eat, cook, clean, go to church, work, and play together. Married and single people do the same things, but singles have more time to think of others and serve the church family. If God gives someone the gift of being married, that person should be happy and contented being married. If God gives someone the gift of being single, that person should be happy and contented being single. Let's look in these boxes and find out what contented married and single people do."
 - Clap-Along Game:** "God wants families to stay together. I want you to stay with me." Say, "One, two, three. Clap with me!" Repeat, clapping on each word. When most children are clapping with you, begin a short, simple series of claps (such as one clap over the head, one in front, one to the side). You need not describe your actions. As children watch, they will catch on. When all are following your clapping pattern, change one part of the pattern (such as the number of claps or position of claps). Repeat each pattern five or more times before changing one part of the pattern. For older preschoolers, include other actions in each pattern. For example, clap overhead, stomp, clap behind you, bend. Take this opportunity to acknowledge and encourage children when they are working hard to follow your pattern.

Songs:

- 1 Corinthians 6:20 Memory Verse Song:** *(tune: "On Top of Old Smokey")*
 You were bought at a price.
 Therefore, ho-nor God.
 Honor God with your body.
 First Corinthians six, twenty.
- Married/Single Action Song:** Use this song to provide action for the children after hearing the Bible Adventure. *(tune: "If You're Happy and You Know It")*

 If God calls you to be married, give Him thanks. *(March in place, point up, point to ring finger, touch your mouth, and then bring hand down across yourself to your side as if saying "Thank you" in sign language.)*
 If God calls you to be married, give Him thanks.
 If God calls you to be married, if God calls you to be married,
 If God calls you to be married, give Him thanks.

 If God calls you to be single, give Him thanks. *(Same only for single bring both hands to your head and all the way down your body.)*
 If God calls you to be single, give Him thanks.
 If God calls you to be single, if God calls you to be single,
 If God calls you to be single, give Him thanks.

 If God calls you to be single, give Him thanks.
 If God calls you to be married, give Him thanks.
 If God calls you to be single, if God calls you to be married,
 When God calls you to be either, give Him thanks.

 If you marry, choose a Christian. Yes, that's right.
(Point to ring finger, form cross with fingers, then stomp feet and clap.)
 If you marry, choose a Christian. Yes, that's right
 If you marry, choose a Christian. If you marry, choose a Christian.
 If you marry, choose a Christian. Yes, that's right.




Took:

- Jangle Bangle Project:** Materials needed: Various sizes of jingle bells and 12-inch chenille wire. Help the children choose three or four bells and thread them on the chenille wire through the loop on the back of each bell. Space the bells evenly on the chenille. Wrap the two ends of the chenille together to form a circle, being sure the ends do not stick out. When the crafts are finished, they can be worn as bracelets or simply held and shaken like tambourines. As the children are finishing, sing the Memory Verse Song. What other parts of the body can their bells be worn on? (Try the foot, ear and finger.)
- Puzzle Fun: (1CO05ECGF13 and 1CO05ECGF14)** Copy the GF13 and GF14 pages back to back. Give each child a page to decorate by gluing lace on the dress and sequins on the flowers. They may stamp happy faces around the edges to frame it. Cut on the lines on the back to make a puzzle. Give each child an envelope to put his puzzle in.
- God's Gift Sheet: (1CO05ECGF15 and 1CO05ECGF16)** Cut around the sides and bottom of the GF15 gift boxes so that the boxes can be lifted up to reveal what's inside. Glue the GF16 page (around the outside edges) underneath the GF15 page so that when the gift flaps are folded up, they reveal the pictures underneath. "God gives the gift of being married and having a family to some people and the gift of being single to others. Everyone should be content just where God has them, just like children should be happy being a child at their own age."
- Preschool Page for Parents: (1CO05ECPPP)** Send a page home with each child, encouraging parents to reinforce the Bible truths at home. Spend a few minutes before the children go home creatively reviewing the song and memory verse.




God has given some people the gift of marriage.



God has given some people the gift of being single.



Married people are busy with many family responsibilities.




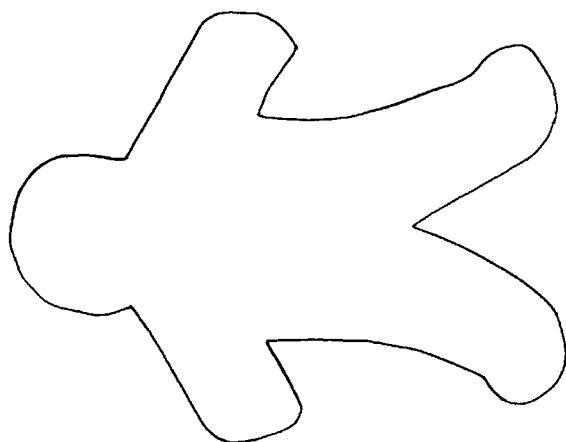



Paul said, "God wants Christians to only marry Christians."



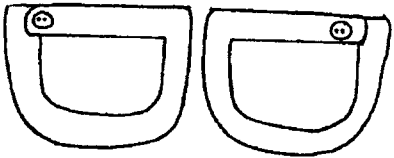
Paul advises a couple to stay married even though one becomes a Christian and the other does not.

Paper Doll Play

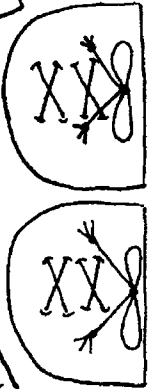
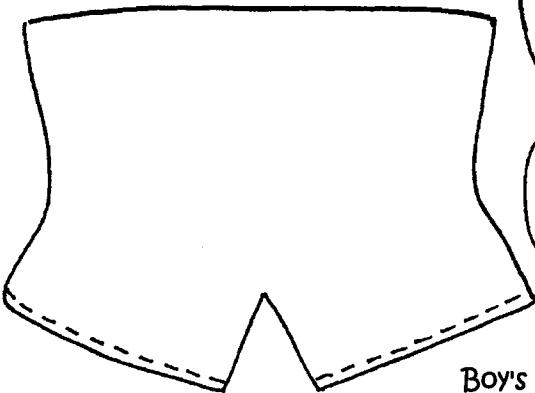
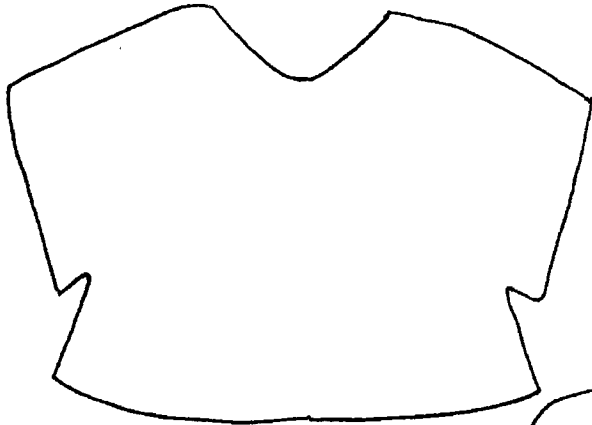
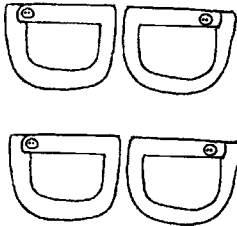
Cut out GF7 clothes to
dress the dolls.



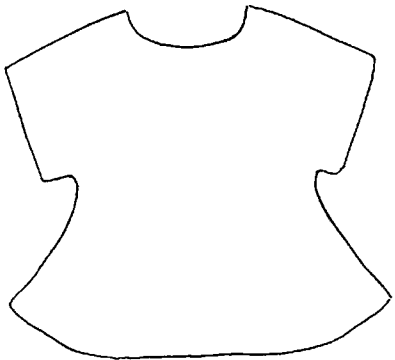
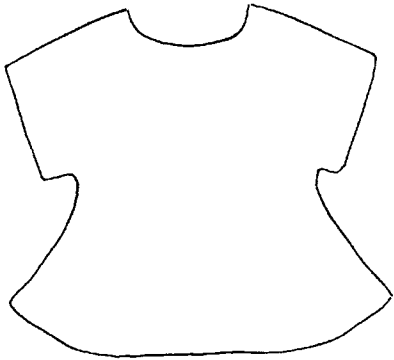
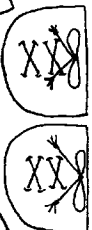
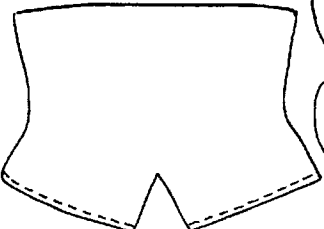
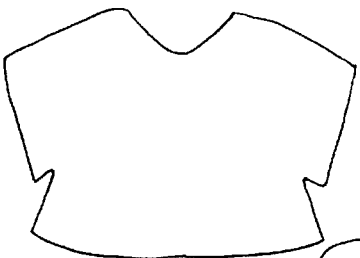
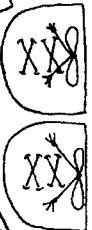
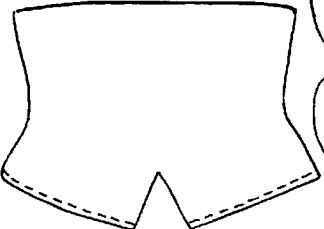
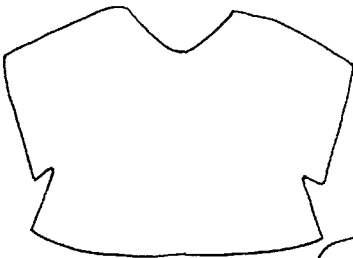
Doll Play



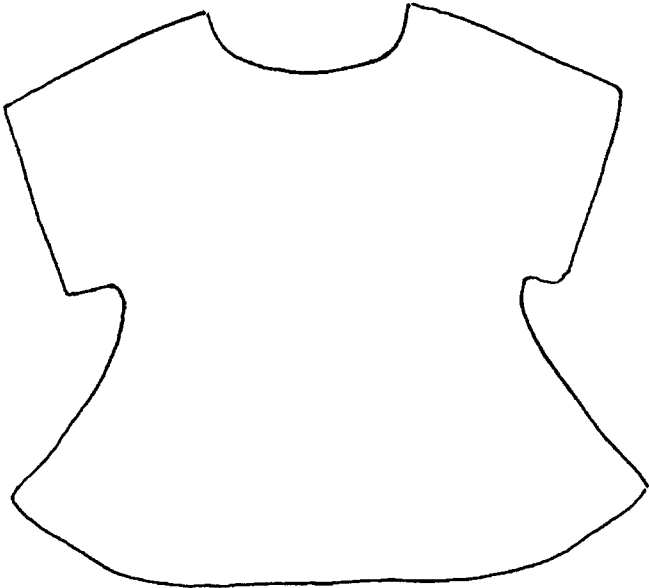
Girl's shoes




Boy's pants, shirt, and shoes



Girl's dress




Which Bible people were married
and which were single?



Adam and Eve



Jesus



Mr. and Mrs. Noah




Aquila
and
Priscilla



Apostle Paul

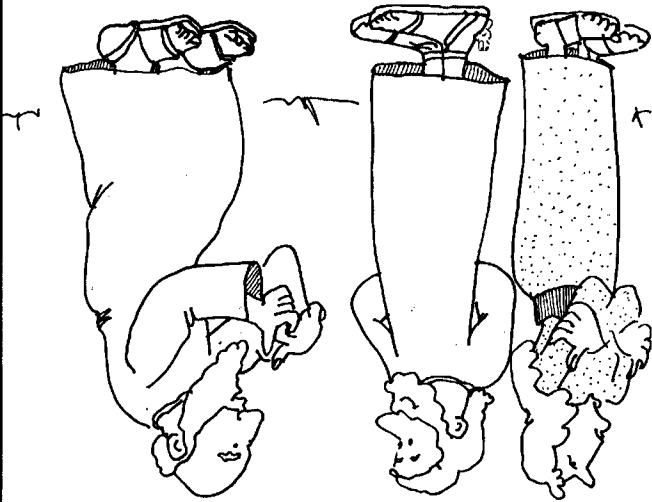


Jesus and John the Baptist




7.

Paul advises a couple to stay together even though one becomes a Christian and the other does not.



2.

God chooses some of His children to receive the gift of being single. They have more time to serve God.




Married or Single



Paul tells us what God says about the gifts of being single and married.

1.




God wants married couples to obey Him and keep the family together.

8.


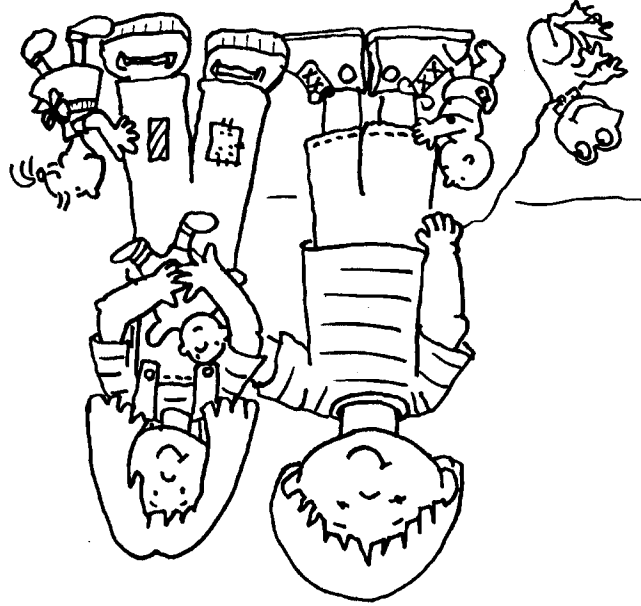
5.

Married people have the responsibility of taking care of their whole family, not just themselves.



4.

People who are married often have children who need to be taken care of.








God tells His children to only marry another Christian so that the family will love and obey God's Word.

6.




God chooses some of His children to receive the gift of being married. They must spend time thinking of each other's needs.

3.

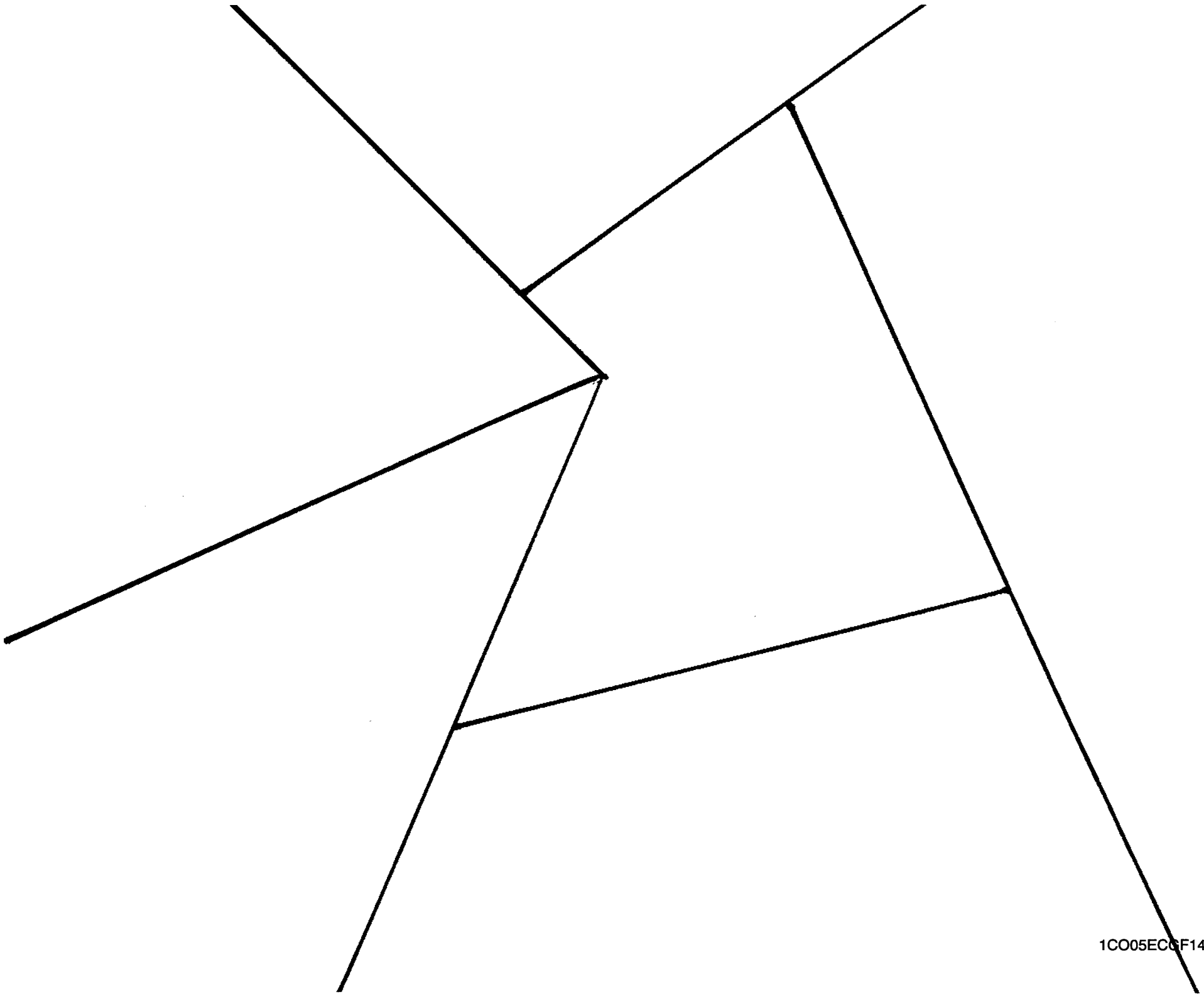




God gives some of His children
the gift of being married.



God gives some of His children
the gift of being single.




God gives some of His children
the gift of being married...



...and some the gift of being single.





May 5, 2002
First Corinthians Chapter 7



This is what I learned today!

Paul wrote the Corinthians to tell them God has rules about being married and being single. Not everyone is supposed to get married. God gives some people the gift of being single. A single person doesn't have as many things to be concerned about. He has more time to think about God and how to serve Him. To other people God gives the gift of marriage. There are rules about marriage that help families stay together. If a couple marries, they must each think of the needs of their husband or wife. They must think about providing for their children. Christians should only marry a person who loves and belongs to Jesus. God decides who will get married and who will stay single. We are to honor God with our bodies whether we are single or married.

Today's Memory Verse

**You were bought at a price.
Therefore, honor God
with your body.
1 Corinthians 6:20**



**God chooses
some to be
single
and some
to be
married.**



This week teach your preschool child the words "single" and "married" in many different ways. Hold up one index finger and say, "One is a single" in a sing-song fashion. Then hold up two index fingers and say, "Two is a couple." Repeat until the child can say it easily. Touch the index fingers together as though they are giving each other a kiss, or intertwine the fingers as though they are hooked together. Explain to the child that God chooses some to be single and not get married. If God chooses someone to get married, He wants them to stay together. Demonstrate this by trying to pull your fingers apart, but they stay hooked together.


Designate one of the index fingers to be a boy (groom) and the other to be a girl (bride). Sing the following words to the tune "Here Comes the Bride."

God chooses one	(Hold up one index finger.)
To be a bride (groom).	(Index fingers hook together.)
God wants another	(Hold up one index finger.)
To stay only one.	(Index fingers nod to each other.)

* For tunes to songs, ask about the preschool tape.



God gives some of His children
the gift of being married.



God gives some of His children
the gift of being single.