

Materials I Need:

Key for symbols:

- This symbol represents ideas that can be used for two-year-olds through kindergarten. Please remember to slow way down for two-year-olds and keep the pace moving for five-year-olds.
- ② This symbol represents ideas that can be used for two- and three-year-olds.
- ④ This symbol represents ideas that are best used for four-year-olds through kindergarten.


Memory Verse:

1 Corinthians 6:20: You were bought at a price. Therefore, honor God with your body.

Hook:

- Teacher Tip:** Since this is the fourth week into First Corinthians, take time to reassess the overall appearance of your classroom. Do you have items displayed from a previous study which are taking up valuable space? Do you have any broken or useless toys in your classroom that may be a safety concern or nuisance to the children using that area? Do you need new toys to supplement or replace those in the classroom? It is hard to throw away projects when you are sharing the room with other teachers, so it is helpful to communicate with other teachers before disposing of anything major. If you find you are lacking specific toys, make your desires known to the Children's Ministry director.
- "Are They Honoring God?" Picture Center:** Bring some pictures to class showing people in different situations. Norman Rockwell type pictures are good to show "people" situations. Ask some of the following questions.
Who is in this picture?
How many people do you count?
What is he (the man) holding?
Is he inside or outside?
Is he happy?
Why is this person doing this?
What is happening?
Could he be honoring God? How?
How is he using his hands? His mouth? His feet?
- "God's Family Eats Together" Center:** "All those who have Jesus in their hearts belong in God's family. God helps them work together and get along with each other. God's people also enjoy eating together. Paul told the Corinthians, 'God's family does things together without fighting or arguing.' Today we will serve and eat together as a family." Bring a toaster, bread, butter, jam, napkins, and strong plastic knives to class. Under close supervision, toast the bread at a table and cut it up to share among those sitting there. As other children arrive, have them wait patiently until another setting can take place.
- "We Can Honor God with Our Feet" Center:** Set up a small obstacle course for the children to step through. It might include stepping over a sleeping bag, stepping into a box and out again, going feet first under a rope, jumping from one small rug to the next, jumping through a hopscotch game, etc. "We can honor God with our feet when we try to do the right thing and don't sin. In this activity we are trying to make our feet go through the obstacle course the right way. In today's Bible Adventure, Paul tells the Corinthians to correct their sins. They were to honor God and do things God's way."


-
- Mr. Potato Head Center:** Bring a couple of Mr. Potato Head games to class and talk about different body parts as the children play with the heads. "In today's Bible Adventure, we will learn we are to honor God with our bodies. Our bodies have many different parts. Can you name different body parts on Mr. Potato Head? On you?"
 - Legs, Legs, Legs Center: (1CO04ECGF9, 1CO04ECGF10, 1CO04ECGF11, and 1CO04ECGF12)**
Materials needed: Colored paper for each child, glue, crayons or pencils, cutout pictures of legs (GF9, GF10, GF11, and GF12), full body pictures (GF9, GF10, GF11, and GF12). Place the full body pictures in the center of the table. Each child chooses a pair of cutout legs and glues it to his colored paper. He then looks for the picture that matches those legs. He tries to draw the figure on his paper continuing up from the legs and getting help by looking at the model picture. You may even try placing the full figure body under the colored paper and tracing it through the paper. "God wants us to honor Him with our whole body. He does not want us to sin with our legs, feet, hands, head, etc."
 - ② **Legs, Legs, Legs Center: (1CO04ECGF9, 1CO04ECGF10, 1CO04ECGF11, and 1CO04ECGF12)**
Before class, cut the eight people from the GF9, GF10, GF11, and GF12 pictures into thirds so there is a head section, a torso section and a leg section. Put all the sections in the center of the table and have the children produce different kinds of people using a head, a body and a pair of legs. This can get pretty silly, so enjoy! "God wants us to honor Him with our whole body. He does not want us to sin with our legs, feet, hands, head, etc."
 - ④ **Legs, Legs, Legs Center: (1CO04ECGF9, 1CO04ECGF10, 1CO04ECGF11, and 1CO04ECGF12)**
Cut the four people pages (GF9, GF10, GF11, and GF12) in half so one figure is on each page. Line up the people as best as you can on top of each other and staple the pages together on the left side. Make two cuts through all eight pages. The first cut should be just under the head section and one third of the way down the page, cutting toward the staples. The second cut should be made two thirds of the way down the page just under the torso. The cuts go almost to the staple line. You now have a book where the sections can be turned separately to show a head with a different body and legs. "God wants us to honor Him with our whole body. He does not want us to sin with our legs, feet, hands, head, etc."
 - Hearts and Hands Play Dough:** Use heart-shaped cookie cutters to make hearts out of dough. Then have the children make hand prints in them. Talk about the fact that when Jesus is in your heart, then your whole body belongs to Him—hands, feet, eyes, etc.
 - Paul's Shaking Finger Review: (1CO04ECGF7)** Color two copies of the hand and staple them together, leaving a hole at the wrist for the children to put their hand into it. "What has Paul been telling the Corinthians that they must stop doing and what good things should they begin to do?" Use the word "correction" often as the children shake their fingers. Sing the Bible Themes Song, which reminds us that the theme of First Corinthians is correction.
 - Review Action Song:** The children touch or pretend to do everything you mention in chant or song. (If you want to sing, use the tune "If You're Happy and You Know It.")
If you want to be a servant, read God's Word. (*Find a Bible in the room and open it.*)
Repeat with the following:
If you want to be a servant, pick up toys...wash the walls, dust the shelves, make your bed, share the news (then shout, "Jesus died for your sins!").
"Paul was reminding the Corinthians of things they were doing that were wrong and things they needed to do if they loved Jesus and followed Him. In today's Bible Adventure we will hear about something else the Corinthians were doing that needed to be corrected.
 - Picture Books:** Go to the library and get anatomy books or pamphlets on bones. Discuss the different bones and what they help the body do.
 - Children Helping Children Hand Chain:** Have the children trace around their hands on butcher paper and then cut out the drawings and attach them to each other with staples or yarn. Teachers can trace and cut out younger children's hands. Tack the long hand chain to the wall as you talk about using our hands to help rather than hurt people. "God wants us to use our bodies—hands, feet, mouths—to honor Him by serving others."

-
-  **Exercise Your Body:** “Let’s exercise our bodies so they are fit and ready to honor God in doing right things.” Do jumping jacks, toe touches, stretches, sit ups, running in place, etc. Play a child’s aerobics tape like “Mousercize” while exercising.
-



Book:

Presentation Ideas -

-  Color the **1CO04ECGF1, 1CO04ECGF2, 1CO04ECGF3, 1CO04ECGF4, 1CO04ECGF5,** and **1CO04ECGF6** pictures and glue them onto colored construction paper. Show these pictures as you tell the Bible Adventure. Save them for review in future lessons.

-  **"I'll Help, Too!" Finger Play:**

Jesus showed His love by helping;	<i>(Point up.)</i>
I love Him, and I'll help, too.	<i>(Point to self.)</i>
Two hands God gave me for helping;	<i>(Show two hands.)</i>
Thank You, God, for what they do.	<i>(Hands together, head bowed in prayer.)</i>

Bible Adventure for 2's & 3's-

(Show the review 1CO01ECGF7 picture.) Paul wrote to tell the Corinthian Christians that they needed to correct their behavior. It does not honor God when His children argue and fight with each other.

(Show the review 1CO01ECGF8 picture.) God wants His children to use their bodies to honor Him and not themselves. Paul said, "If your heart belongs to Jesus, then so does your body. You were bought with a price, and you belong to Him." A Christian cannot do whatever he wants with his body if he says he wants to belong to Jesus. God will help a Christian do what is right with his body.

Paul was sad because some of the people in the Corinthian church were proud about sin. Instead of being sorry about the bad things that were going on in Christ's church, they were boasting about it. Paul said the church should be pure and untouched by sin. Paul told the church leaders to remove the sin of which they had become proud.

(Show the 1CO04ECGF2 picture.) People who want to sin and keep on sinning do not belong to Jesus and will not go to heaven. There are many ways to sin with our bodies. It is a sin to steal. Paul told the Corinthians not to steal with their hands, but to honor God with their bodies. People who love Jesus use their hands to serve others, not to steal from them.

(Show the 1CO04ECGF4 picture.) Sometimes people become so angry that they want to hit each other. Does it honor God when we try to hurt someone? No. *(Shake your head "no.")* We honor God when we stop before we hurt someone. We honor God when we serve other people instead of fighting and arguing with them.

(Show the 1CO04ECGF6 picture.) Jesus paid for our sins when He died on the cross. He bought us at a high price--His very own life. If a person is in God's family, then he doesn't belong to himself anymore. He belongs to Jesus. He doesn't act the way he used to act. He is not like the people who don't love Jesus. God has a new life for His children in the church family. We are to be pure and holy and use our bodies to honor God.

Prayer: Dear God, we want to grow up to serve You faithfully in Your church family. You can change our hearts to make us not be proud and to say we're sorry. Help us want to obey You. In Jesus' name I pray, amen.

Bible Adventure for 4's, 5's & K-

(Show the review 1CO01ECGF7 picture.) Paul wrote to tell the Corinthian Christians that they needed to correct their behavior. It does not honor God when His children argue and fight with each other.

(Show the review 1CO01ECGF8 picture.) God wants His children to use their bodies to honor Him and not themselves. Paul was concerned about some of the things the church people were doing with their bodies. They needed correction.

(Show the 1CO04ECGF1 picture.) Paul wrote, "I have heard that there is a man in your church who is acting like he is married to his stepmother. That is wrong. You must teach that man what God says about honoring God with his body." God has rules about how people should keep their bodies pure. Paul will tell us more in the next chapter about God's rules for marriage.

Paul said, "If your heart belongs to Jesus, then so does your body. You were bought with a price, and you belong to Him." A Christian cannot do whatever he wants with his body if he says he wants to belong to Jesus. God will help a Christian do what is right with his body.

(Show the 1CO04ECGF2 picture.) Paul said, "People who want to sin and keep on sinning do not belong to Jesus and will not go to heaven." There are many ways to sin with our bodies. It is a sin to steal. Someone who takes something that doesn't belong to him might think that no one is looking, but God sees and knows that stealing must be punished. Paul said, "Do not use your hands for stealing. Honor God with your body." People who love Jesus use their hands to serve people, not steal from them. It is good to share with people in our church family, not take from them what doesn't belong to us.

(Show the 1CO04ECGF3 picture.) Paul wrote, "People who keep getting drunk do not honor God with their bodies." Getting drunk means drinking too much alcohol, which is not good for our bodies. God wants us to be filled up with His Holy Spirit, not with something that isn't good for us. When a person is filled with the Holy Spirit, God fills our hearts full of joy.

(Show the 1CO04ECGF4 picture.) Sometimes people become so angry that they want to hit each other. God says to honor Him with our bodies. Does it honor God when we try to hurt someone? No. Does it honor God when we stop before hurting someone? Yes. Does it honor God when we serve other people instead of fighting and arguing with them? Yes.

(Show the 1CO04ECGF5 picture.) Paul said, "Jesus paid for your sins when He died on the cross. He bought you at a high price—His very own life." If a person is in God's family, then he doesn't belong to himself anymore. He belongs to Jesus.

(Show the 1CO04ECGF6 picture.) A Christian who belongs to Jesus doesn't act the way he used to act or sin with his body like the people who don't love Jesus. God has a new life for His children—not a selfish life of drinking, stealing, and fighting, but a serving life that honors God."

Prayer: Dear God, we want to grow up to serve You faithfully in Your church family. We have to learn to be faithful servants rather than fighting, arguing people. You can change our hearts when we repent and say we're sorry. Help us want to obey You. In Jesus' name I pray, amen.

Aim Questions

Aim Questions for 2's & 3's:

1. **Who was sad because the people in the Corinthian church were proud of their sin?** (Paul.)
2. **Who do we belong to when we have Jesus in our hearts?** (Jesus, God, God's family.)
3. **What can we use today to honor God?** (Our bodies, hands.)

Aim Questions for 4's & 5's:

1. **What were the Corinthians doing with their bodies that dishonored God?** (Marrying someone they shouldn't, stealing, getting drunk, and fighting.)
2. **How did Jesus "buy" or "pay for" people?** (Jesus paid the penalty for our sins by dying on the cross.)
3. **How can you and I honor God with our bodies?** (Use our bodies to serve God and other people.)



Look:

- Aim Questions:** (1CO04ECGF2, 1CO04ECGF3, and 1CO04ECGF4) Write the questions on the back of the three pictures and then ask the children to name a specific sin that Paul told the Corinthian church to stop doing.
- Transition Idea:** Have the children walk on their toes, heels, or sides of their feet. "Is this the 'right' way to use our feet to walk? No. The way God made our feet to walk is the best way for us."
- Memory Verse Review:** "Who's Sitting on the Button?" One person is "it" and leaves the room. The other players are seated, and one is selected to sit on a button. The person who is "it" returns and tries to guess who is sitting on the button. Give clues about who is sitting on the button by singing the memory verse song. The closer "it" is to the hidden button, the louder the children sing; the farther away he moves, the softer they sing.
- Honor God with Your Body:** (1CO04ECGF13 and 1CO04ECGF14) Color the GF13 child. Add yarn hair and fabric for clothes, or cut out the GF14 items to glue on the boy. Talk about the body parts that have arrows pointing to them and how this body part could honor or dishonor God. Sing "Oh Be Careful Little Eyes" (see Song section). Older children can substitute "Oh, be careful, little eyes, to honor God" instead of "what you see."

-
- Helping Hands Trail Game: (1CO04ECGF15)** Materials needed: GF15 game page for each child and markers to place on hands (jelly beans, M & M's, chips, buttons). Seat the children at a table with a game page in front of each. Begin the game by asking the group what kind of gesture they would do to show their honor to God. How would they serve Him with their hands? When the children raise their hands with an answer, assist them in placing a marker on the first hand of their game pages. Continue until all the children have markers on all the hands.
 - Activity Page Comes to Life: (1CO04ECGF1)** Materials needed: 1CO04ECGF1 picture, crayons, glue stick, pieces of lace, ribbon, buttons, flowers, or any shiny materials. Help the children create beautiful wedding pictures. "Paul told the Corinthians they should keep their bodies pure to honor God." Review the memory verse as the children decorate their pages.
 - Hiding Hearts: (1CO04ECGF8)** Hide hearts around the room with Aim Questions written on some and the GF8 memory verse glued on others. Allow children to find one heart and then return to a chair in the circle. Ask the children with the verse hearts to stand up in front and say the verse together with the whole class. Talk about what we do with our bodies if Jesus is in our hearts.
 - Popcorn Hands and Snack: (1CO04ECGF8)** Let children serve the others by sharing popcorn in individual paper bowls. Talk about positive ways we use our bodies to honor God: reading the Bible, serving others, sharing what we have, working faithfully, cleaning cheerfully, loving each person in our families, hugging, etc. Give each child a clear plastic glove and a bowl of popcorn to use as stuffing. Tie the glove closed with a yarn bow and add a GF8 memory verse tag. This is a reminder to share and serve, not steal and fight.
 - Helping Hands Chain Game:** Materials needed: Stuffed animal, dish, blanket, glass, book, pillow, pretend medicine, fruit, orange juice, can of chicken soup. This is a "pretend to help" game. Pretend that one of the children is ill. Seat that child in a chair in the center of the room. Keep all the other children to the outside of the area. Say, "Oh my, poor little Susie is sick. What can we do?" Ask the children what they think will make her feel better. When they answer, allow one child to get that particular object and pass it all the way around the room, ending in the center with the pretend sick person. Take turns until most of the children have had turns to be sick and also to help.
 - "Head, Shoulders, Knees and Toes" Activity:**
Point to the various parts of the body while singing the song. Begin eliminating words and point only, starting with Head, etc.
Head, shoulders, knees and toes, knees and toes.
Head, shoulders, knees and toes, knees and toes.
Eyes and ears and mouth and nose.
Head and shoulders, knees and toes, knees and toes!
 - "Put Your Whole Heart" Action Song:** Stand in a circle while singing and acting out the following song:
You put your whole heart in. You put your whole heart out.
You put your whole heart in and shake it all about.
If you love Jesus, you will want to honor Him. That's what it's all about!
Do the same for your arms, feet, and head. Remind the children that loving Jesus means that we do what is right and honor God with our whole bodies.
 - "This Body" Action Song:** To the tune of "Dem Bones," sing the following words (or the original words) as you move your arms from wide at your side to pointing to yourself.
This body, this body, this bo-ody.
This body, this body, this bo-ody.
This body, this body, this bo-ody.
It all belongs to God.
Repeat and sing "will not steal," "will not fight," and "will honor God" instead of the third "this bo-ody."
 - "Who Can Be a Servant?" Chanting and Clapping Game:** Chant the following words to the rhythm of "Who Stole the Cookies?" The first child mentioned chooses the next child and it continues until all names have been said.
Who can be a servant of the Lord Jesus Christ?
(Child's name) can be a servant of the Lord Jesus Christ. *(Child chooses another child.)*
"Who, me?" *(Child says and everyone claps twice.)*

"Yes, you!"
"Yes, me!"
"And who can be a servant of the Lord Jesus Christ?"

(Group says and everyone claps twice.)
(Child says and everyone claps twice.)
(Child chooses another child.)

Songs:

1 Corinthians 6:20 Memory Verse Song: (tune: "On Top of Old Smokey")

You were bought at a price.
Therefore, honor God.
Honor God with your body.
First Corinthians six, twenty.

Stop Your Fighting: (tune: "Frere Jacques")

Stop your fighting; stop your fighting.
Honor God; honor God.
Obey God's commands; obey God's commands.
Honor God; honor God.

Song: "Oh, Be Careful Little Eyes" (tune: "If You're Happy and You Know It")

Oh, be careful, little eyes, what you see.
Oh, be careful, little eyes, what you see,
For the Father up above is looking down in love,
So be careful, little eyes, what you see.

2. Oh, be careful, little ears, what you hear...
3. Oh, be careful, little hands, what you do....
4. Oh, be careful, little heart, whom you trust...



Took:

Living Right for Jesus Sticker Sheet: (1CO04ECGF16 and 1CO04ECGF17) Give each of the children a GF16 page and let them color the children on it. Give them a GF17 "sticker" strip to take home (boy happy faces for the boys and girl happy faces for the girls) to glue on the GF16 page. Tell the children to remind their parents to reward their right behavior this week with a "sticker" to glue on their pages.


Helping Hands Project: (1CO04ECGF18) Materials needed: Cardstock paper for each child, a dark crayon or marking pen, scissors, GF18 typed words, GF8 memory verse, decorations (tiny sequins or beads) for rings, and glue. Fold the paper in half. With the marking pen, trace around the child's left hand with the fingers spread open and the little finger near the fold. Cut out the outline of the hand through both folds of paper. On the front, glue the words, "These are _____ helping hands." Open the hands and put the Bible memory verse on the inside. If time allows, help the children decorate their hands with gender-appropriate jewelry, gloves, stickers, etc.

④ **Desiring God More Than Things:** Materials needed: Items that would be appealing and difficult for little ones to give up--shiny play things, plastic jewelry, electronic autos, fancy dolls, talking toys, etc. Seat the children in a circle with the toys in the center. Ask the children some simple questions regarding the toys. "Would you share this with someone? Would you give it to someone? Would you take it away from someone? Would you rather play with it or go to church?" Based on the responses, either praise or correct the children. "We must always share with others because this is honoring to God. When we take things that are not ours or keep things to ourselves, we are dishonoring God."

Preschool Page for Parents: (1CO04ECP PP) Send a page home with each child, encouraging parents to reinforce the Bible truths at home. Spend a few minutes before the children go home creatively reviewing the song and memory verse.




God has rules about how people should keep their bodies pure.




God sees when we take something that doesn't belong to us.



God wants our bodies to be filled with the Holy Spirit, not alcohol.




You were bought at a price. Therefore, honor God with your body. 1 Corinthians 6:20



Jesus paid a high price for our sins, and we belong to Him.



God has a new life for His children--a serving life that honors Him.



You were bought at a price.
Therefore honor God with your body.
1 Corinthians 6:20

You were bought at a price.
Therefore honor God with your body.
1 Corinthians 6:20

You were bought at a price.
Therefore honor God with your body.
1 Corinthians 6:20

You were bought at a price.
Therefore honor God with your body.
1 Corinthians 6:20

You were bought at a price.
Therefore honor God with your body.
1 Corinthians 6:20

You were bought at a price.
Therefore honor God with your body.
1 Corinthians 6:20

You were bought at a price.
Therefore honor God with your body.
1 Corinthians 6:20

You were bought at a price.
Therefore honor God with your body.
1 Corinthians 6:20

You were bought at a price.
Therefore honor God with your body.
1 Corinthians 6:20

You were bought at a price.
Therefore honor God with your body.
1 Corinthians 6:20

You were bought at a price.
Therefore honor God with your body.
1 Corinthians 6:20

You were bought at a price.
Therefore honor God with your body.
1 Corinthians 6:20

You were bought at a price.
Therefore honor God with your body.
1 Corinthians 6:20


You were bought at a price.
Therefore honor God with your body.
1 Corinthians 6:20


You were bought at a price.
Therefore honor God with your body.
1 Corinthians 6:20

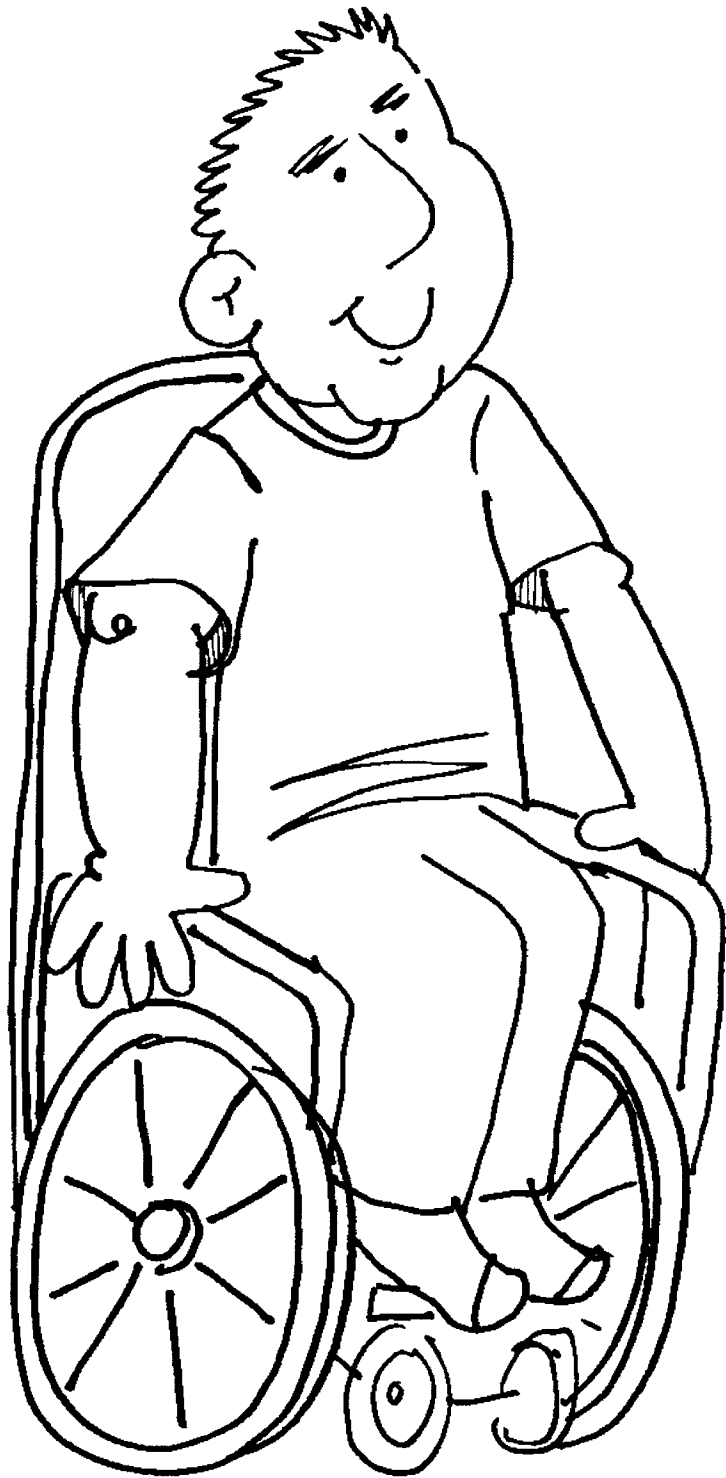
You were bought at a price.
Therefore honor God with your body.
1 Corinthians 6:20

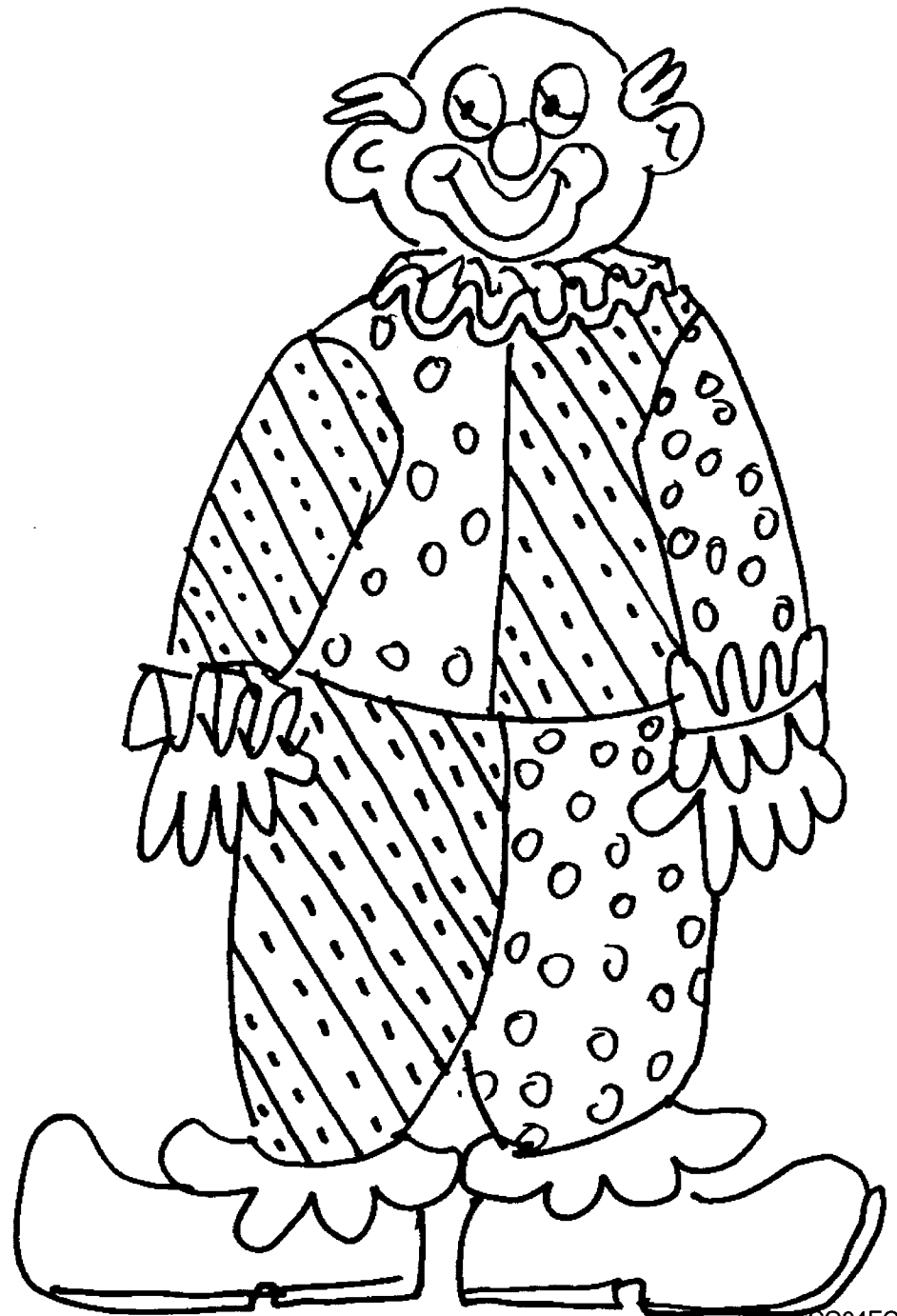
You were bought at a price.
Therefore honor God with your body.
1 Corinthians 6:20

You were bought at a price.
Therefore honor God with your body.
1 Corinthians 6:20




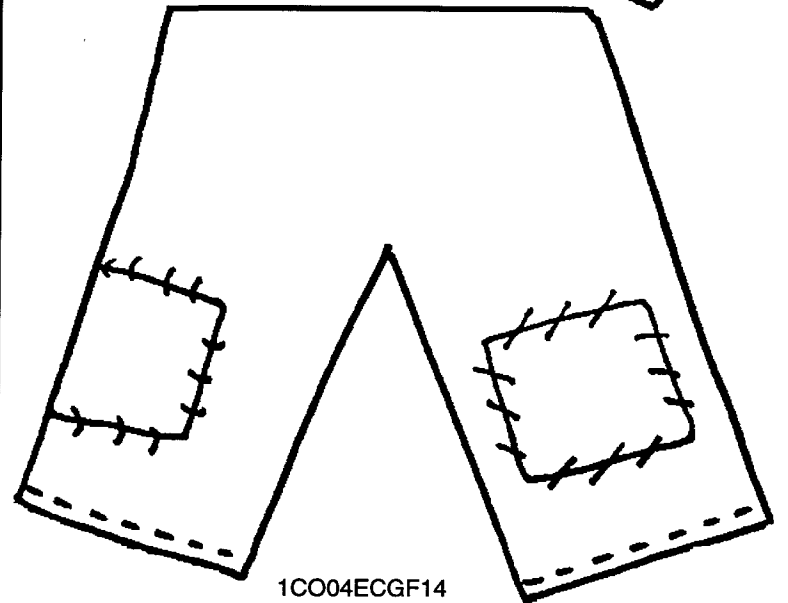
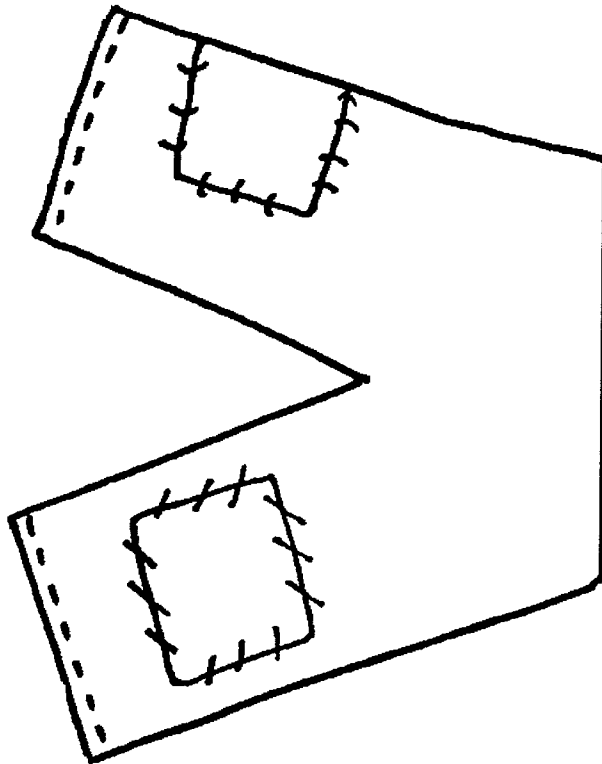









"You were bought at a price. Therefore, honor God with your body." 1 Corinthians 6:20







Start

End


Living Right for Jesus

When I obey and serve others, make a choice not to hit someone, say kind words and do what is right with my body, I earn a happy face sticker.



Sunday	Monday	Tuesday	Wednesday	Thursday	Friday	Saturday

You were bought at a price. Therefore, honor God with your body. 1 Corinthians 6:20



These are
_____ helping hands.

These are
_____ helping hands.

These are
_____ helping hands.

These are
_____ helping hands.

These are
_____ helping hands.

These are
_____ helping hands.

These are
_____ helping hands.

These are
_____ helping hands.

These are
_____ helping hands.

These are
_____ helping hands.


These are
_____ helping hands.

These are
_____ helping hands.

PPP Preschool Page for Parents

Extended Bible School Training in the Home

April 28, 2002
First Corinthians Chapters 5-6




This is what I learned today!

Paul told the Corinthians they needed correction because they were not honoring God. They were sinning with their bodies, which was wrong. God has rules about how people should keep their bodies pure. If your heart belongs to Jesus, then so does your body. A Christian cannot do whatever he wants with his body if he says he wants to belong to Jesus. People who want to sin and keep on sinning do not belong to Jesus. It is a sin to steal. We are not to use our hands for stealing. It is a sin to get drunk. God wants us to be filled up with His Holy Spirit and not with drink. It is a sin to get angry and hurt someone. God wants us to serve others instead of fighting with them. Jesus paid for our sins when He died on the cross. God has a new life for those who love Jesus. We honor God when we serve others with our bodies.

Today's Memory Verse

**You were bought at a price.
Therefore, honor God
with your body.
1 Corinthians 6:20**

Honor God with your body.



Continue talking this week with your preschool children about how we honor God with our bodies. Each time your children argue or fight, discipline them in the usual way, then sing one of the following songs to reinforce the lesson.




Stop Your Fighting* (tune: "Frere Jacques")

Stop your fighting; stop your fighting.
Honor God; honor God.
Obey God's comma-ands; obey God's comma-ands.
Honor God; honor God.

These Bones* (tune: "Dem Bones")

These bones, these bones will not fight.
These bones, these bones will not fight.
These bones, these bones will not fight.
I want to honor God.

* For tunes to songs, ask about the preschool tape.



Which pictures honor God
and which dishonor God?