

Materials I Need:

Legend:



= Option 1, Appropriate for 1st – 2nd Grade



= Option 2, Appropriate for 3rd – 6th Grade

Memory Work:

“You were bought at a price. Therefore honor God with your body.” 1 Corinthians 6:20 (NIV)

Suggested Thematic Tracks:

① Be Pure and Honor God

HOOK: Ownership (*Discussion*)

I Belong to Him (*Activity*)

Sin Spreads (*Craft/Activity*)

Pure Water? (*Object Lesson*)

Yeast Tag (*Game*)

Smorgasbord Snack (*Snack Option*)

Worth its Weight in Gold Auction (*Game*)

LOOK: Be Pure and Honor God (*Puzzle*)

No Room for the Good Stuff (*Object Lesson*)

Hard to Remove (*Playdoh Activity*)

Tree House Excommunications (*Discussion*)

TOOK: Flee From Sin (*Game*)

Temple of God/Temple of Self (*Craft/Discussion*)



Bought with a Price (*Craft/Discussion*)

Complementary Activities









Hook:



① Ownership (*Discussion*).   Ask the students: “What does it mean when we “own”




something?” Tell them that it means that we have purchased this item and it belongs to us. We are in charge of what we do with it. Ask them if they have ever bought something with their own money to have for themselves. What was it, and what did they do with it? If they had \$500, what would they buy and what would they do with it? Talk about things their parents may have purchased, such as a home, a car, a family pet, new clothes, furniture, etc. Once they have paid for these items, they belong to them to do with them whatever they want. If someone buys something, more than likely it will be something of value, and they will want to take care of it. However, if they are the owners and they choose to do something wacky to this item, it is their prerogative because they own it. Tell the students that this morning they will hear how Christians have been purchased and belong to Christ. Therefore He owns us; we belong to Him. He paid a tremendous price for us.




 ① **I Belong to Him (Activity).**   On large sheets of butcher paper, trace the outline of each student and write the student's name and "Created by God" above the tracing. As they color the insides of the silhouettes, talk about how God has created us to serve Him. Our bodies belong to Him, and we should use every bit of ourselves to serve Him. If Christ is living inside us and we are living our lives to serve Him, we should avoid anything that will not be pleasing to Him. If He is with us always, we must be careful to live lives of purity and holiness so that we do not expose Him to evil. These drawings can be taken home or left up on the walls as classroom decorations. This week's memory verse is perfect for writing along the bottom edge of each drawing.




 ① **Sin Spreads (Craft/Activity).**   Items you will need:

- water tray
- white construction paper
- newspaper
- black tempera paint or ink
- medicine dropper or paint brush

Use a sheet of white construction paper and dip it into a tray of water. Drain off the excess water and place it on newspapers on the table. The newspapers will keep the construction paper from getting water all over the tabletop. In one spot of the wet page and off to the side, drop a spot of black tempera paint or ink. Watch as the ink spot spreads. Add several other spots at the outer edges of the first one and watch how the black ink continues to "bleed," covering more and more of the white page. Explain to the students that this symbolizes sin and its effect upon us and those around us. Tell them that they will hear this morning how important it is to keep someone who continues to sin over and over from contaminating others in the church. When someone continually sins, he or she must be removed from the church so as not to keep others from purity.

 ① **Pure Water? (Object Lesson).**   Bring to class a clear pitcher of pure water and a clear glass. Ask the students, as you are pouring the pure water from the pitcher into the glass, "How many of you would drink this pure refreshing glass of water if you were very thirsty?" Pour the water from the glass back into the pitcher. Now take a spoon and carefully dip its end into a foreign substance. This could be mud or some other dark substance. Explain to the students that you are not quite sure what this is. At this point you could speculate that the substance may be poisonous or harmful. Then stir the pure pitcher of water with the spoon. Ask the students again, "How many of you would drink this glass of water if you were very thirsty?" Pour the water into the glass. If a few students say they would drink it, pour the water back into the pitcher and again take the spoon and dip it into the foreign substance, making sure to get more on the spoon, and then stir the pitcher of water. Ask the same question again as you are pouring the water into the glass. When the students say that they will not drink the water, ask them why they would not drink it. Make a transition into the Bible narrative explaining how the Apostle Paul wanted the Corinthians to understand that, when they became Christians, they were to live pure or holy lives. They were to stop practicing and approving of the immoral things that God hated and condemned.

 ① **Yeast Tag (Game).**   This game is modeled after freeze tag. Appoint one student as the "yeast" and everyone else in the classroom is a batch of dough. The "yeast's" job is to start tagging other students. Once a student gets tagged, he or she also becomes a "yeast." Slowly the "yeast" will have spread throughout the room and affected everyone. If you wish, you may choose to mark the yeast in some way. This is the illustration that Paul uses in 1 Corinthians 5:6. Explain that sin works in the body the same way that yeast works in a batch of dough. If sin is allowed to stay within the church it will spread throughout the body and everyone will be affected by its evil.

 ① **Smorgasbord Snack (Snack).**   Set up a smorgasbord for snack-time this morning. Have different selections of items that the students would like to choose for a snack and several items that would absolutely not be for snacking (i.e., a bowl of dirt, marbles, strips of leather or cardboard, a plate of confetti, etc.). Remind the students that, in the same way, we are to select things that are appropriate, such as activities, movies, and books. We should not choose those things that are inappropriate.



① **Worth Its Weight in Gold Auction (Game).** 🦋, 🦋 Explain to the students that when something is valuable, it is said to be worth its weight in gold. God's people are worth far more than their weight in gold; their worth is beyond our understanding. This is because the price paid for His people is beyond our understanding. God gave His only begotten Son to die on the cross and suffer God's wrath for man's sin. Help the students to understand how "weighty" some prices are by playing this game. Divide the students into two large teams and appoint one adult per team as the spokesperson. The emcee of the game will have a balance scale and a bag of "gold," or different-sized rocks spray-painted gold. The object of the game is for a team to obtain the greatest weight in gold. The emcee will pull one gold rock out at a time and name a minimum price, such as "five push ups." A student will then call out to his or her spokesperson, auctioning a price that he or she, individually, is willing to pay, saying for example, "I will pay ten push ups," and so on. The maximum bidder from the two teams will then attempt to pay the price which he bargained. If he wins, he has bought that gold for his team. If he fails, the gold goes to the opposing team's side of the balance scale. This goes on until either the gold is gone or the time is gone. Other prices might be a minimum number of sit-ups, cups of water drunk, minutes with arms out perfectly parallel to floor, seconds holding breath, laps running back and forth between opposing walls, etc. Debrief this activity by discussing the concept of a price too great to pay. Discuss what kind of price God paid for us. How should we behave as God's own possession?



➤ **Measure Up Incentive Memorization (Review).** 🦋, 🦋 Check the students' memorization at the beginning of class as they come in, and award lesson buttons and wall-hangings as appropriate. Encourage new methods of memorization with the students and parents if a student is having difficulty. Encourage hard work and success in memorizing the whole verse, making appropriate accommodations when necessary. Utilize this time of Scripture review to discuss the Biblical concepts with individual students. Shepherd the students' hearts toward a right attitude and motivation in memorization of God's truth.



Book:

Presentation Ideas –

Bible Adventure for 1st – 6th Grades –

As you have learned by now, the book of 1 Corinthians is a letter of correction. Paul had to correct the Corinthians in several matters, including what it meant to be a true worker of God. God's workers are not necessarily fancy preachers with flashy personalities. Rather, they are faithful servants who use the gifts that God has given them to build up the church. Today we will look at 1 Corinthians chapters 5 and 6 where Paul addressed two new matters that demanded his correction.

First, it had come to Paul's attention that there was immorality within the Corinthian church. To be immoral is to not honor God with your body. It is to do impure and sinful things that are forbidden by God. In particular, there was a man who behaved as if he were married to his step-mother. This was in clear disobedience of God's law. And what made matters worse, the other believers did nothing about it! They just let this man carry on in his sin. They almost seemed proud of the fact that they would accept any kind of behavior in their church. This deeply grieved Paul. He instructed the leaders of the church not to allow this immoral man to be with them or worship with them any more. In doing so, the man would no longer have the comfort or protection of being with other believers in the church. He would be out in the world where people are ruled by Satan and could care less about God and His ways. This would lead him to realize the seriousness of his sin and cause him to turn his back on it and follow God once again. Then he could come back to church and enjoy the fellowship of his brothers and sisters in Christ. This whole process is called church discipline.

Paul used an interesting word picture to help the Corinthians understand how important it was to deal with sin in the church. He compared sin with yeast. It is yeast that makes bread rise and it only takes a tiny bit to affect the whole loaf. So it is with sin in the church. It only takes a tiny bit to affect the whole church and make it unclean. Paul urged the Corinthians to be untouched by the "yeast" of sin so that they could be pure and honoring to God.

Paul went on to explain that church discipline is only for those who call themselves Christians yet still continue to behave immorally. He told the Corinthians to not even associate or eat with such people. However, they were not to practice church discipline on people who were not saved. These people were to be welcomed and told the Gospel so that they could come to know Christ.

The second matter that had come to Paul's attention that needed his correction was the fact that some of the Corinthian believers were unable to settle their arguments. Instead of asking someone in the church to give them godly wisdom, they were going to unbelieving judges and filing lawsuits to get their way. Paul was very ashamed of them! Not only were they arguing in front of non-believers and being a poor witness of the love of Christ, they were getting worldly wisdom from men who did not know God. Paul said that this must stop! They needed to appoint Christian judges within the church to help them work out their problems. Paul scolded them and said that they were behaving like they did before they were saved. He told them that they must remember the reality of what Christ had done for them. He had taken their sins from them on the cross and made them clean and acceptable to God. Through His power, they could lead lives pleasing to the Lord.

Paul concluded by telling the Corinthians that they needed to realize that their bodies belonged to Christ. He purchased them when He died on the cross. If they came across anything sinful or immoral, they were to flee from it! In doing this, they could keep themselves pure, and use their bodies to serve the Lord.

If you are a Christian, God also calls you to be pure and honor Him with your body. Listen to Paul and flee from sin. This includes doing things like walking or even running away when you see or hear something dirty or inappropriate. Do whatever is necessary to keep yourself pure because, as Paul said in 1 Corinthians 6:19, 20, "Do you not know that your body is a temple of the Holy Spirit, who is in you, whom you have received from God? You are not your own; you were bought at a price. Therefore honor God with your body."

Also, remember that the church as a whole needs to remain pure so that it can honor God. The church is made up of people who used to regularly engage in all sorts of awful sin. However, once they became Christians they no longer lived that way. We must practice church discipline on those in the church who claim to be Christians yet live lives of continual sin. We are also to help each other get along and settle arguments so that we can glorify God and show the unbelievers around us the difference that He has made in our lives.

Aim Questions

1. **To what two topics did Paul respond with correction in 1 Corinthians 5, 6?** (*Immorality and lawsuits in the body.*)
2. **How did the Corinthian church first respond to the immorality of the man who married his step-mother?** (*They boasted in their acceptance of him.*)
3. **What did Paul tell the church to do with immoral people in the church who claimed to be Christians?** (*To discipline them by removing them from the body if they did not repent from their sin.*)
4. **Where were the Corinthian believers going with their disputes?** (*To the civil courts of law.*)
5. **How did Paul admonish the Corinthians in these two chapters?** (*To discipline immoral Christians; to settle disputes within the church family; to stop behaving like unbelievers; to flee immorality and be pure.*)
6. **In what ways can you be pure and honor God with your body?**



Look:




① **Be Pure and Honor God (Puzzle).** 🧩, 🦋 Have the students solve the puzzle by putting every word in today's memory verse into the right slot. Then have the students place the letters in the circles in the right order in the blanks provided to spell out today's theme. This worksheet is a review of the memory verse and today's central theme, **1CO04.GF1**. *Answer: Be Pure and Honor God.*

 ① **No Room for the Good Stuff (Object Lesson).** 🦋, 🦋 Items you will need:

basin or plastic tub
2 pitchers of water
large jar filled with dirt, rocks, and bits of trash
large slips of paper, each labeled with the following words: *arguing, lying, greediness, drunkenness, slander, swindling, immoral behavior, stealing, idolatry, homosexuality, prostitution, etc.*
large clean jar

Note: In making the slips of paper, please use discretion as to age-appropriateness, changing the words if necessary for a clearer or simpler meaning.


1. Bury the slips of paper in the jar with the dirt, rocks, and bits of trash.
2. Place the jar inside the basin or plastic tub.
3. As you reach into the jar to read the slips, explain to the students that a Christian's body is a temple or vessel to be used to honor and glorify God. If we neglect to remain pure and honor Him with our bodies as we have been instructed to in the memory verse for this week, our lives can become dirty with... (read the slips and discuss each).
4. Next, explain that if our lives are filled with impure behavior, thoughts, and speech, we will find that there is no room for the "good stuff" that God has in store for those who bring Him honor. We should desire to remain pure after we have been "washed, sanctified, and justified in the name of the Lord Jesus Christ and by the Spirit of our God" (1 Corinthians 6:11). All other things only take up space in our lives and will not allow God to work completely.
5. Finally, take the pitcher of water that signifies God's holiness and pour it into the jar of dirt. There should be more water than the capacity of the jar so that it will overflow and be spilled into the basin.
6. Discuss how God's holiness cannot mix with impure behavior. When sin is allowed to fill our lives, there is no place for God's holiness.
7. Have another clean jar ready, and this time have the appropriate amount of water to fill the jar to the brim.
8. Discuss how perfectly God's holiness can fill our lives and cause us to be pure and clean if we don't allow sin to reign in our lives.

 ① **Hard to Remove (Playdoh Activity).** 🦋, 🦋 Make or purchase white Playdoh and a sharply contrasting color Playdoh. Give each student a portion of each color. Have the students make a cross with the two colors of Playdoh. Then have them make a basketball using all their Playdoh. Next, explain that they must now separate the Playdoh into the two colors they had before so that they can make the next item. Obviously this is not possible because, in making the basketball, the two colors merged into one. Explain that, just like the Playdoh, once we allow impurity into our lives, it is impossible to get it out by ourselves. It can only be accomplished with God's help.

No-Cook Playdoh


1 cup cold water
food coloring
1 cup salt
2 tsp. oil
3 cups flour
2 Tbsp. cornstarch


Mix water, food coloring, salt, and oil. Add flour and cornstarch. Knead until soft. Store in a plastic bag.

 ① **Tree House Excommunications (Discussion).** 🦋, 🦋 Ask the students:

1. Was Paul being mean by promoting church discipline in 1 Corinthians 5?
 2. Have you ever been forbidden to enter a tree house or club? On what criteria: too young, boys only, no nerds?
 3. When else is it "mean" to not accept a particular person into a gathering?
 4. Read Matthew 18:10-20 aloud.
 5. What did Jesus say to do with the one wandering sheep?
 6. What did Jesus say to do with the churchgoer who continues to sin and does not repent?
- Discuss with the students the nature of Jesus' heart in giving these commands. Was Jesus being mean? Explain that God wants to separate His people from evil and corruption. If a person refuses to let go of sin, then he should be separated for his own good and the good of all the church, as well. This is so that he might repent and embrace the purity and holiness of Christ again. Paul was acting

upon Christ's commands for this purpose, as well.


 ➤ **Aim Questions (Worksheet).** 🎒 Have the students answer the Aim Questions about today's Bible Adventure, **1CO04.GF2**.

 ➤ **Passage Review Questions (Worksheet).** 🎒, 🦋 This booklet contains many questions from the Scripture passage covered in today's lesson. Students may work on them in class and complete them during the week at home, **1CO04.GF3**.


 ➤ **1 Corinthians 6:20 (Memory Verse Song).** 🎒 Words and music for today's memory verse are available upon request from Children's Ministry.



Took:

 ① **Flee From Sin (Game).** 🎒, 🦋 If Christ is living in us, our bodies are His temple; we need to steer clear of sin at all times. Here are two ideas of games that might be played that will reinforce this theme.

1. Try having all the students stand in a large circle with a teacher in the center. Give that teacher a long rope with something tied at the end, such as an old boot, a ball, or a small inflatable ring. Label this item "sin." The person who is in the center of the circle turns and drags the item around the circle. As the students see it coming, they jump out of the way to avoid having it touch their feet.
2. Put a black cloth bag over a teacher's head. Label the bag "sin," and send the teacher carefully moving around the classroom trying to tag the students. The students must stay as far away from the blindfolded teacher as they possibly can.

 ① **Temple of God/Temple of Self (Craft/Discussion).** 🎒, 🦋 Each student will need:
(for boys) **1CO04.GF4 Pgs. 1 & 2** copied onto white cardstock
(for girls) **1CO04.GF4 Pgs. 3 & 4** copied onto white cardstock
scissors
glue
coloring crayons

Have the students follow the directions below to complete their crafts:

1. Cut out both doors on each page. Cut into the door jambs where indicated with the dotted line.
2. Glue the left, top, and bottom edges over the appropriate pictures on the trunk of the body.
3. Make sure to center the doors over the pictures so that the words show fully.
4. Fold the doors back and crease.
5. Glue both figures back-to-back.
6. Color if desired.

Discuss with the students how important it is that we keep ourselves pure before God. Use the discussion questions under the TOOK activity, *Bought with a Price*, to further discuss the issue of purity and holiness.



① Bought with a Price (*Craft/Discussion*).



Each student will need:

- 1 price tag from **1CO04.GF5 Pg. 1** copied onto white cardstock
- 1 18-inch piece of red yarn
- scissors
- hole punch

Have the students cut out and punch a hole where indicated. Have them string the yarn through the hole and tie in a knot. These can be hung around their necks or used as a hanging to remind them that they are bought with a precious price. Discuss how God paid the price for our freedom by sending His Son Jesus to die in our place. Ask them the following questions:

1. Do you truly belong to God?
2. Do you know that Jesus Christ makes us clean and acceptable to Him when we accept the gift of salvation?
3. Do you know that your body is a temple of the Holy Spirit?
4. Do you honor God with your body by keeping yourself pure before Him?
5. Do you walk or run away from things that you see or hear that are dirty, or sinful, and not holy before God?
6. Do you try to lead a life that is pleasing to God?



Each student will need:

- idea sheet from **1CO04.GF5 Pg. 2** copied onto white paper
- 1 square of Shrinky-Dink approximately 3" x 3" – see package directions
- colored markers
- scissors
- 1 15" piece of pyro-lace

Have the students follow the directions below to complete their crafts:

1. Use the idea sheet to come up with a design to color, or trace onto, your piece of Shrinky-Dink.
2. Poke a hole in the top all the way through the plastic so that you will be able to string through with the pyro-lace.
3. Make sure to mark your design in some way that you will be able to tell it apart from the others (i.e., initials, etc.).
4. Place the design on a cookie sheet and follow the directions on the package for baking time.
5. Remove from the oven and allow to cool.
6. String your design with the pyro-lace and tie both ends with a knot.

After the students are finished assembling their crafts, use the questions listed above to aid in a discussion of the price that was paid on our behalf.




➤ 1 Corinthians “Measure Up” Take-Home (*Incentive*).

Review today's verse and lesson theme one last time. Encourage the students to continue memorizing both of these throughout the week to earn the next button. Test their memory of past lesson themes and verses as time permits.



Be Pure and Honor God

Solve the puzzle below by putting every word in today's memory verse into the right slot. Then place the letters in the circles in the right order in the blanks below to spell out today's theme. (Hint: Do not get frustrated, many times the answer is right in front of you.)



"You were bought at a price. Therefore honor God with your body."
1 Corinthians 6:20

_____ N _____
_____ D _____

Aim Questions

Answer the following questions about today's Bible Adventure.

1. To what two topics did Paul respond with correction in 1 Corinthians 5, 6?
2. How did the Corinthian church first respond to the immorality of the man who married his step-mother?
3. What did Paul tell the church to do with immoral people in the church who claimed to be Christians?
4. Where were the Corinthian believers going with their disputes?
5. How did Paul admonish the Corinthians in these two chapters?
6. In what ways can you be pure and honor God with your body?

Believers should get away from all sins and corruption as fast as they can. They must guard their purity at all costs, and not participate in "dirty" or sinful things. This is honoring to God because the believer's body is a temple of the Holy Spirit.



"You were bought at a price. Therefore honor God with your body."

1 Corinthians 6:20

Passage Review Questions

1 Corinthians Chapters 5 & 6

What sinful situation was going on in the Corinthian church?
(5:1)

How did the Corinthians deal with this sin? (5:2)

Did the Corinthians handle the situation correctly, according to Paul's response? (5:3)

What did Paul say should have been done with this man?
(5:4, 5)

Why should this man have been handed over to Satan? (5:5)

Was Paul pleased with how the Corinthian church was doing?
(5:6-8)

With whom does Paul say that the church should not associate themselves? (5:9)

Was Paul talking about unbelievers, or people who claim to be believers, when he said “do not associate with” them? (5:10, 11)

Who does the church have a responsibility to discipline and judge? (5:12, 13)

Who does Paul say should judge disputes between believers? (6:1-5)

Who, and what, will believers judge, now and in the future? (6:2, 3)

What character quality should a judge have? (6:5)

What were the Corinthians doing wrong? (6:6-8)

What type of people will not enjoy God in His kingdom? (6:9, 10)


What does Paul say about the Corinthian believers’ past and present? (6:11)

Paul teaches the principle of self-control. In your own words, explain verse 12. (6:12)

To whom does a believer’s body belong? (6:14, 15)

How is a believer’s body described? (6:19, 20)


Temple of God/ Temple of Self




Temple of God / Temple of Self



Temple of God/
Temple of Self



Temple of God/
Temple of Self





**SALE
PRICE**

**"You were bought at a
price. Therefore honor
God with your body."
1 Corinthians 6:20**



**SALE
PRICE**

**"You were bought at a
price. Therefore honor
God with your body."
1 Corinthians 6:20**



**SALE
PRICE**

**"You were bought at a
price. Therefore honor
God with your body."
1 Corinthians 6:20**



**SALE
PRICE**

**"You were bought at a
price. Therefore honor
God with your body."
1 Corinthians 6:20**



**SALE
PRICE**

**"You were bought at a
price. Therefore honor
God with your body."
1 Corinthians 6:20**



**SALE
PRICE**

**"You were bought at a
price. Therefore honor
God with your body."
1 Corinthians 6:20**



**SALE
PRICE**


You Were Bought
at a Price



BE PURE

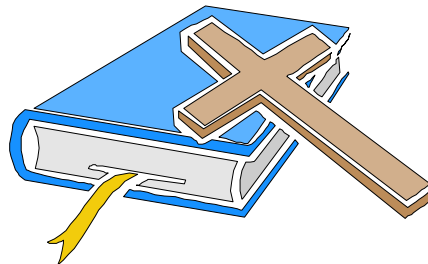


Bought at a Price



Honor God

Honor God
by Obeying
His Word



Bought at a Price