

**Materials I Need:**

**Key for symbols:**

- This symbol represents ideas that can be used for two-year-olds through kindergarten. Please remember to slow way down for two-year-olds and keep the pace moving for five-year-olds.
- ② This symbol represents ideas that can be used for two- and three-year-olds.
- ④ This symbol represents ideas that are best used for four-year-olds through kindergarten.

**Memory Verse:**

**1 Corinthians 6:20: You were bought at a price. Therefore, honor God with your body.**

**Hook:**

- Teacher Tip:** The Storybook and Song Tapes provided through the church's curriculum can be used in your classroom as well as sent home with the children. Use the song tape as background music during the Hook Time. Use it for a game or activity requiring music. The children can sing along with the tape as a separate activity (Bible memory verse) if there is a particular song you will be emphasizing throughout the morning. You can make your own tape, choosing the songs you want to use and copying them onto a second tape in the order they will be needed.
- First Corinthians Review:** The first three lessons in First Corinthians are very similar in content. Choose ideas from the first two lessons of First Corinthians that you did not have time to implement these past two weeks that pertain to today's lesson. You may also want to choose an idea that you have already used which the children specially enjoyed. Even if you repeat something, it makes a good review station; and repetition is good for preschool age children.
- Baby Bottles and Diapers Center:** Provide several baby dolls, along with baby bottles, blankets and diapers. Allow the children to change the diapers and feed the babies with the bottles. "In today's Bible Adventure, Paul wrote the Corinthians to tell them they were acting like babies. They were quarreling instead of serving in God's church family. Because they were babies, they couldn't serve and help others. Paul said it was important to grow up and serve others in God's family."
- "Measure Me!" Center:** Tape a measuring tape to a large piece of paper and tack it on the wall. Measure how tall each child is and put his name beside his height mark on the paper. "Paul told the Corinthians to 'grow up' and serve in God's church. Our bodies grow, and our faith in Jesus can grow, too. We measured how tall your body has grown. How tall do you think your faith and service to God's church can grow?" (Encourage them by pointing as high on the wall as possible.)
- "Faithfully Finish" Puzzle Center:** Provide age-appropriate puzzles for your classroom. Station a leader at the puzzle table to encourage the children to faithfully finish the puzzle (with help if necessary) before leaving to go to another area to work. "In today's Bible Adventure, Paul told the Corinthians to faithfully work hard for Jesus. To be faithful is to not give up until the work is done."
- "Thank You" Card: (1CO03ECGF11 and 1CO03ECGF12)** Cut the GF11 page in half and trim the edges to make two cards. Let the children decorate a GF11 card (can use GF12 pictures, if desired) and sign it. Invite an elder, missionary, custodian, or other person who is faithfully serving in the church to come and visit your class. Let them tell you what they do. Give them a card and thank them for serving faithfully.

- 
- Occupational Hat Center:** Bring in different types of hats that represent different occupations. Some suggestions might include military cap, hard hat, fireman's hat, police hat, pilot's hat, Boy Scout cap, etc. Ask what kind of work each person does after identifying who wears the hat. "All of these hats represent a job that someone does. There are also jobs in the church that the members of God's family do, but they don't wear hats most of the time. They do the work. Some are builders; some people watch the hallways so we can be safe; some people answer phones; some teach; and some preach. All of these people 'grew up' and learned to serve others in God's family."
  - Servant Farmer: (1CO03ECGF12)** Materials needed: Styrofoam cups, GF12 hearts cut out, a bag of soil, a package of daisy seeds, glue sticks. "A farmer works hard to grow plants that are strong and healthy. We, as servants of God, need to plant "gospel" seeds by telling people about Jesus." Give each child a cup and a heart to glue on the outside. Let the children scoop soil from a bucket into their cups and plant a few daisy seeds in each. They can take the planted seeds home to watch how God will help grow the small seeds into beautiful flowers. Remind the children that Paul told the Corinthians to stop fighting and grow up to serve Jesus in the church.
  - Teacher Relay:** Paul was a teacher of God's words in the Bible and so were Apollos, Peter, and Jesus. Divide children into two groups, standing across the room from the black or white board or piece of newsprint and marker. One at a time, the first in line goes to the board, pretends to write something, turns around and says, "Believe in Jesus," and goes to end of line. Older children may be able to say the verse instead. The first line done is the winner. The Corinthians were doing the wrong thing by choosing a favorite teacher. It would be wrong to say you like teacher \_\_\_\_ the most. God gives us lots of good Bible teachers.
  - Faithful Fun:** Divide children into four groups and give each an assignment. Possible assignments would be to make the sandwiches for snack, to make a building with blocks, to go and wash the sinks in the bathroom, to make a puzzle, to read a book to the end, to organize the toys, to wash the toys etc. When they are finished and return to their tables, discuss with them what it means to be faithful and finish a task. "You have all proved faithful today in what you were asked to do. In today's Bible Adventure Paul is going to tell the Corinthians that they need to grow up and be faithful servants for Jesus."



### **Book:**

#### **Presentation Ideas -**

- Color the **1CO03ECGF1, 1CO03ECGF2, 1CO03ECGF3, 1CO03ECGF4, 1CO03ECGF5, 1CO03ECGF6, 1CO03ECGF7, and 1CO03ECGF8** pictures and glue them onto colored construction paper. Show these pictures as you tell the Bible Adventure. Save them for review in future lessons.
- "Measuring" Finger Play:**

I measure from top	<i>(Put hand on top of head.)</i>
Of my head to my toes.	<i>(Touch toes.)</i>
I measure my arms,	<i>(Stretch arm out to side.)</i>
Starting here by my nose.	<i>(Touch nose.)</i>
I measure my legs,	<i>(One hand at top of leg, other at bottom.)</i>
And I measure me all.	<i>(One hand on top of head, other under chin.)</i>
I measure to see	
If I'm growing up tall!	<i>(Stretch arms over head.)</i>
I do want to grow	
In God's church family.	<i>(Form steeple with fingers.)</i>
To serve in love	
The others around me.	<i>(Sweep arms open.)</i>

#### **Bible Adventure for 2's & 3's-**

*(Show the review 1CO01ECGF7 picture.)* Paul was sad about how the Christians in the Corinthian church were quarreling with each other over who was the best teacher. Paul knew they needed correction because they were acting like babies! *(Point to picture.)* Paul told them to start serving each other instead of fighting and quarreling. They needed to "grow up" in their faith. God gave them the apostles' teaching about God's wisdom through Peter. God sent Paul to preach the good news gospel

message about Jesus. God sent Apollos to teach them truths so they would understand the Bible more clearly. The Corinthians were blessed with many good Bible teachers. They needed to "grow up" and start using their spiritual gifts in the church family and stop quarreling.

*(Show the 1CO03ECGF2 picture.)* Paul wrote that when a farmer wants to grow a crop of food, he first plants seeds in good soil that gets plenty of sunshine. A plant also needs water to grow, so the farmer waters the seeds. He waits and waits until the seeds poke up out of the ground. The farmer continues to water the little plants as they grow bigger and bigger.

*(Show the 1CO03ECGF3 picture.)* Paul explained that it takes a lot of work and many workers to grow a strong church family. Someone must "plant" the gospel "seed" so that people can hear about Jesus and believe. God had sent Paul to the Corinthians to plant that seed in their hearts. Then God sent Apollos to "water" the gospel seed in their hearts. He taught them more about the Bible, and they grew in love for Jesus and His words.

*(Show the 1CO03ECGF4 picture.)* Paul said that God wanted each of the Corinthians to "grow up" and be a servant in His church. A servant must work faithfully every day, week after week. A servant serves with a glad heart. Instead of fighting and quarreling, they were to work hard for Jesus with grateful hearts. God has a job for each person in the church. Each person must honor God with his words and serve faithfully in God's family.

**Prayer:** Dear God, help me to be faithful. I want to honor You by serving with a good attitude in Your church family. In Jesus' name I pray, amen.

### **Bible Adventure for 4's, 5's & K-**

*(Show the 1CO03ECGF1 picture.)* Paul was sad about how the Christians in the Corinthian church were arguing with each other over who was the best teacher—Paul, Peter, Apollos, or Jesus.

Paul wrote, "You are acting like babies. You need to grow up. You are not thinking like God wants you to think. You need correction.

"God sent me to preach the gospel to you *(point to the picture of Paul)*, and then He sent Apollos to teach you *(point to the picture of Apollos.)* God has blessed you with many good teachers. Now grow up and start using your spiritual gifts in the church family. Start serving instead of quarreling."

*(Show the 1CO03ECGF2 picture.)* Paul wrote, "When a farmer wants to grow a crop of food, he first plants seeds in good soil that gets plenty of sunshine.

*(Show the 1CO03ECGF3 picture.)* "A plant also needs water to grow, so the farmer waters the seeds regularly.

*(Show the 1CO03ECGF4 picture.)* "He waits and waits until the seeds poke up out of the ground. The farmer continues to water the little plants as they grow bigger and bigger.

*(Show the 1CO03ECGF5 picture.)* "Finally, it is harvest time when the farmer cuts and gathers the crops. Farmers have machines that help cut the grain and gather the vegetables. It takes a lot of work to grow and harvest a crop of food."

*(Show the 1CO03ECGF6 picture.)* "It also takes a lot of work and many workers to grow a strong church family," Paul wrote. "Someone must 'plant' the gospel 'seed' so that people can hear and believe. God sent me--Paul--to plant the gospel seed in your hearts. You first heard the gospel from me, and you believed in Jesus and wanted to belong to His family. God made you His child and sent the Holy Spirit into your heart to help you understand His wise words. Then God sent Apollos to 'water' the gospel seed in your hearts. Apollos taught you more about God's words, and you grew in your love for Jesus."

*(Show the 1CO03ECGF7 picture.)* Paul continued, "Now God wants you to grow up and be a servant in His church. I am a servant of Jesus. I do whatever He says, and I faithfully work hard for Him." A servant must do whatever his boss tells him no matter how he feels. A servant must work faithfully every day, week after week. Paul said, "I am Christ's servant, and some days I don't have enough food to eat. Sometimes my clothes look like rags, and I have no home of my own where I can relax and be comfortable. Many times angry people try to hurt me when I preach the gospel of Jesus. I am not saying these things so that you will feel sorry for me. I serve Jesus with a glad heart.

*(Show the 1CO03ECGF8 picture.)* "I want you to grow up and be Jesus' faithful servants, too; do as I do. Instead of fighting and quarreling, I want you to have a grateful heart for all God has done for you. I want you to work faithfully at the job God has given you in His church family. God has chosen some to preach, some to teach, and some to help in other ways so that everyone will grow up to be like Jesus. One person is not more important than another. Each person must honor God by serving faithfully."

The way that you and I can become faithful servants of Jesus is by hearing God's Word, obeying it with the help of the Holy Spirit, and serving others rather than ourselves. You are never too young to hear and learn what God tells us in the Bible. You are never too young to learn to obey God from the heart.

**Prayer:** Dear God, we want to grow up to serve You faithfully in Your church family. We want to learn to be faithful servants rather than fighting, arguing people. You can change our hearts when we repent and say we're sorry. Help us want to obey You. In Jesus' name I pray, amen.

### Aim Questions

#### Aim Questions for 2's & 3's:

1. **Who were acting like babies and needed to "grow up" and stop quarreling?** (*The Corinthian Christians.*)
2. **Name some of the good teachers who taught the Corinthians about Jesus.** (*Paul, Peter, Apollos, Jesus.*)
3. **Who do we honor when we are a faithful servant in God's church?** (*God, Jesus.*)

#### Aim Questions for 4's & 5's:

1. **What does a farmer do?** (*Plants the seeds and waters them.*)
2. **Who "planted" the gospel seed for the people in Corinth so they could believe in Jesus?** (*Paul.*)
3. **Who "watered" the gospel seed so the Corinthians could grow in their love for Jesus?** (*Apollos.*)
4. **Who did Paul tell to "grow up" and start serving?** (*The Corinthian Christians.*)
5. **What are some of the jobs in a church that we can do as faithful servants?** (*Preach, teach, help others.*)



#### Look:

- Aim Questions:** Glue or tape the questions on one side each of three colored pieces of paper and write the names Paul, Peter, and Apollos on the other sides. Place them in the story circle name side up and call out one of the teachers' names for each question asked. Remind the children how that person taught the Corinthians. (Peter taught God's wisdom as an apostle. Paul taught the good news gospel of Jesus. Apollos taught them more about God's wise words so they could grow in their love for Jesus.)
- Snack Suggestion:** Serve canned kidney beans, cooked green beans, peas, pea pods, corn, or other vegetable seeds. Some can be opened to find the seeds inside (beans, peas). "Plants grow when a farmer plants seeds in good soil and they get plenty of sunshine and water. They can then be harvested by the farmer, cooked and eaten!"
- Snack Conversation:** "Paul didn't always have a place to sleep or food to eat. He would have loved to have a peanut butter sandwich some days." While eating peanut butter sandwiches, discuss how Paul faithfully served God by sharing the gospel and helping people believe in Jesus. Talk about people the children know in the church who serve God faithfully. Look at missionary pictures and pictures of pastors and others.
- Transition Idea:** Have the children hold their hands together in front of them, palms up, and pretend to carry an object to their destination.
- "What an Honor!" Activity:** Have the children skip, gallop, hop, jump, walk forward or backward around the room while the music plays. While the children are moving, the teacher will "tag" someone by placing her hand on top of someone's head. That person "freezes" and stands still in a regal position (hands on hips and feet slightly spread). Once the children see that someone has stopped moving and is standing still in a regal position, they stop, too, and get down on the floor with arms outstretched toward the chosen person. Stop the music and wait till everyone is in position. "What an honor to have the whole class get down on the floor and be quiet for one person! We are showing him the honor of being quiet and giving him our attention." Repeat until every child has had the "honor" of standing while the others bow down to him. The memory verse can be said each time someone is honored or every other turn if you are short of time.

- 
- "God Wants Us to Serve Others" Activity:** Materials needed: two or three small trays, objects to carry on the trays, obstacles. Divide the class into two or three groups at one end of the room or twenty feet from a teacher if outside. Set up an obstacle (small box, blocks, raised rope) in front of each team. Choose one person from each team to carry a small tray with an object balanced on it. He must balance the tray with the item, walk toward the leader, step over several obstacles, and serve his item to the leader. Then the child turns around and steps back over the obstacles with the tray and carefully gives it to another child on his team. The team that gets all of its serving done first wins.
  
  - How Can I Serve? (1CO03ECGF9 and 1CO03ECGF10)** Before class, cut the GF10 pictures apart so that each child will receive the three different frog pictures, a heart, and an arrow. Give each child a GF9 page and let him glue the three pictures into a section of the oval. Encourage the children to draw their own picture of serving God in the last section of the oval. Attach the arrow and heart to the center of the oval with a brad paper fastener. As the children spin their arrows, they can talk about ways of serving people.
  
  - Watering Can Gospel Mobile: (1CO03ECGF13)** Materials needed: Cut out GF13 watering can and Bibles; fishing wire, string, or yarn; glue sticks; crayons; packages of corn, sunflower, or watermelon seeds. Copy the GF13 page on cardstock paper and cut out the shapes. Let the children glue the ends of three 7"-10" pieces of fishing wire string or yarn between two Bibles that are then glued back to back. (Older children can try to match two Bible cutouts with the same words on them.) Glue or tape the other end of the fishing wire string or yarn to the watering can to make a mobile. Punch a hole in the top and tie a piece of string for hanging. "In the Bible Adventure today we learned that Paul planted the gospel 'seed' when he preached to the Corinthians. Apollos watered the seed when he taught them the Scriptures, and God helped them all grow in faith." Review the memory verse with the children as they decorate their watering cans.
  
  - Watering Can "Gospel Seeds" Game: (1CO03ECGF14)** Materials needed: A large watering can, little pieces of GF14 paper with "Servant Attitude" ideas on them folded and placed in the can. Seat the children in a circle and review the farmer planting seeds and Paul planting gospel seeds in the church. The teacher can begin the game by taking the can and sprinkling one gospel seed out onto the lap of a child. Read the gospel seed out loud and ask the child to act out that particular activity or gesture. Continue to pour the gospel seeds onto the laps of other children until they are gone.
  
  - Faithful Planters and Waterers: (1CO03ECGF15)** Divide the children into two groups, the "Planters" and the "Waterers"! The Planters receive a GF15 trowel that has a picture of Jesus on it. The Waterers receive the GF15 pictures of a watering can with a Bible on the side of it. These can be pinned on their clothing. Sing the following words to the tune "The Ants Go Marching."
 

The Planters go marching two by two, hurrah, hurrah.  
 The Planters go marching two by two, hurrah, hurrah.  
 They spread the gospel everywhere, tell of Jesus here and there  
 So that others can have faith, in Christ, the Lord of a-all.

The Waterers go marching two by two, hurrah, hurrah.  
 The Waterers go marching two by two, hurrah, hurrah.  
 They spread the gospel everywhere, tell of Jesus here and there  
 So that others can have faith, in Christ, the Lord of a-all.

We all go serving two by two, hurrah, hurrah.                   *(One Planter marches with a Waterer.)*  
 We all go serving two by two, hurrah, hurrah.  
 We all go serving two by two; we share, we care, we know what to do  
 So that others can have faith, in Christ, the Lord of a-all.
  
  - Servant Gifts:** Seat the children in a circle and begin by reviewing the Bible Adventure, reminding the children how God asks each of His children to grow up and be a servant for Him. Ask the children, "What things can we do to show that we want to be servants of God?" Some suggestions might be: a hand shake, hug, serving the snack, wave, smile, sharing, helping, singing a song, giving a gift, giving up a chair, listening quietly. "Servant gifts are used in our daily lives. Let's pray to be servants and use the gifts that God has blessed us with.
  
  - Growing, Growing, Serving:** The Corinthians were told to grow up, quit arguing, and serve Jesus faithfully. Play "Duck, Duck, Goose" using "growing, growing, serving" or "faithful, faithful, servant."

---

**We Want to Be a Servant:** The children touch or pretend to do everything you mention in chant or song. (If you want to sing, use the tune "If You're Happy and You Know It.")  
If you want to be a servant, read God's Word. (*Find a Bible in the room and open it.*)  
Repeat with the following:  
If you want to be a servant, pick up toys...wash the walls; dust the shelves; make your bed; share the news (then shout, "Jesus died for your sins!").

**"Who Can Be a Servant?" Chanting and Clapping Game:** Use the following words with the rhythm of "Who Stole the Cookies?" The first child mentioned chooses the next child, and the game continues until all names have been said.  
Who can be a servant of the Lord Jesus Christ?  
(Child's name) can be a servant of the Lord Jesus Christ. (*Child chooses another child.*)  
"Who, me?" (*Child says and everyone claps twice.*)  
"Yes, you!" (*Group says and everyone claps twice.*)  
"Yes, me!" (*Child says and everyone claps twice.*)  
"And who can be a servant of the Lord Jesus Christ?" (*Child chooses another child.*)

### Songs:

**1 Corinthians 6:20 Memory Verse Song:** (*tune: "On Top of Old Smokey"*)  
You were bought at a price.  
Therefore ho-onor God.  
Honor God with your body.  
First Corinthians six, twenty.


**Action Song Review:** (*tune: "I'm a Little Teapot"*)  
I'm a little Corinthian; I need to know (*Crouch on the floor.*)  
What God says will help me grow. (*Hit hands on floor.*)  
(I'll) Listen to the Bible and I'll know (*Cup ears and fold hands like a book.*)  
That I can grow and grow and grow. (*Gradually rise up to standing position.*)

**Read Your Bible and Pray Every Day**  
(*Start in a squatting position and slowly get taller.*)  
Read your Bible and pray every day, pray every day, pray every day.  
Read your Bible and pray every day and you'll grow, grow, grow.  
And you'll grow, grow, grow,  
And you'll grow, grow, grow.  
Read your Bible and pray every day and you'll grow, grow, grow.  
(*Slowly lower yourself back down to the floor.*)  
Don't read your Bible and don't ever pray, don't ever pray, don't ever pray,  
Don't read your Bible and don't ever pray, and you'll shrink, shrink, shrink.  
And you'll shrink, shrink, shrink,  
And you'll shrink, shrink, shrink.  
Don't read your Bible and don't ever pray, and you'll shrink, shrink, shrink.




## Took:

- Servant Hat: (1CO03ECGF16)** Make a newspaper hat and decorate it with stickers. Paper punch holes along the edge and with short pieces of yarn hang pictures of seed packets, the Bible, and/or Jesus. “This hat is a reminder that we are to grow up serving Jesus by telling others about Him.”
- Servant Farmer: (1CO03ECGF12)** If the children planted seeds during the **Hook** time, give each child his cup and ask him, “Is the seed growing?” (The child will say it isn’t because he can’t see it grow.) Remind the children that the seed will grow and why. Explain to the children that we cannot see in a person’s heart and mind; but if we love and want to obey Jesus, we will grow by learning His Word. Give each child a craft stick and let them tape a GF12 heart on the end of the stick. The children can put their sticks into the dirt to remind them to grow in love with God’s words in the Bible.
- God’s Servants in Our Church:** Ask someone in the church to take pictures of pastors, Bible School teachers, and elders. Glue these pictures on pieces of card stock and ask the children who these people are. Talk about how God has sent all of these people to teach His Word in our church. “The Corinthians fought about who was the best teacher. That is wrong. We are blessed to have many teachers teaching us the Word of God.”
- Preschool Page for Parents: (1CO03ECPPP)** Send a page home with each child, encouraging parents to reinforce the Bible truths at home. Spend a few minutes before the children go home creatively reviewing the song and memory verse.




Paul told the Corinthians to grow up in serving others, not arguing.




A farmer plants seeds in good dirt where there is plenty of sunshine so the crop will grow.



A farmer knows that seeds  
need water to grow.



A farmer works hard to weed the crop.



A farmer works hard to harvest a crop of food.



The Bible and the Holy Spirit help a person grow up to serve faithfully.



Each person must grow up to serve other people  
faithfully in Jesus' church family.




God wants each  
of His children  
to grow to be  
faithful servants.

# How Can I Serve?







You were bought at a price. Therefore, honor God with your body. 1 Corinthians 6:20

Please have someone help you write and draw another way you could serve God.

How Can I Serve?



Example



Thank you  
for serving faithfully.



Thank you  
for serving faithfully.



Honor God  
with your  
body.  
1 Cor. 6:20



Honor God  
with your  
body.  
1 Cor. 6:20

Honor God  
with your  
body.  
1 Cor. 6:20

Honor God  
with your  
body.  
1 Cor. 6:20

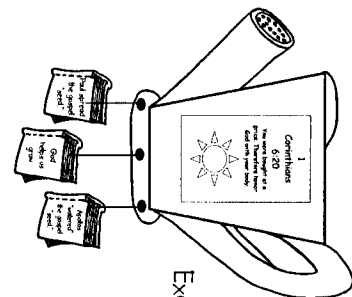


Honor God  
with your  
body.  
1 Cor. 6:20






Honor God  
with your  
body.  
1 Cor. 6:20

Honor God  
with your  
body.  
1 Cor. 6:20





Example



Watering Can "Gospel Seed" Game Ideas  
(Cut out and place in a watering can.)


Help clean up.	Show you care.	Give a hug.
Recite Memory Verse.	Shake a hand.	Say a kind word.
Share with others.	Serve a snack.	Give up your chair.
Smile at someone.	Be happy for another.	Comfort someone.
Share a toy.	Give a compliment.	Play with joy.

Watering Can "Gospel Seed" Game Ideas  
(Cut out and place in a watering can.)



Help clean up.	Show you care.	Give a hug.
Recite Memory Verse.	Shake a hand.	Say a kind word.
Share with others.	Serve a snack.	Give up your chair.
Smile at someone.	Be happy for another.	Comfort someone.
Share a toy.	Give a compliment.	Play with joy.

Watering Can "Gospel Seed" Game Ideas  
(Cut out and place in a watering can.)

Help clean up.	Show you care.	Give a hug.
Recite Memory Verse.	Shake a hand.	Say a kind word.
Share with others.	Serve a snack.	Give up your chair.
Smile at someone.	Be happy for another.	Comfort someone.
Share a toy.	Give a compliment.	Play with joy.



Paul preached  
the gospel  
of Jesus.



Paul preached  
the gospel  
of Jesus.

# Servant's Hat

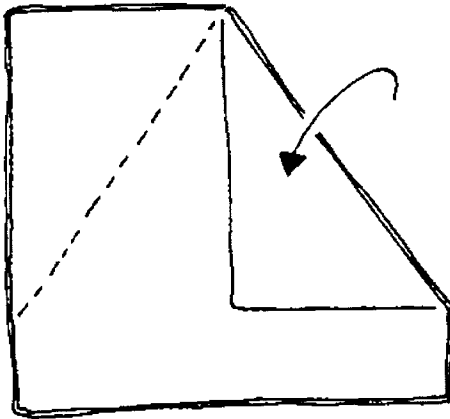
## Materials:

White construction paper (11" x 17")  
Stapler

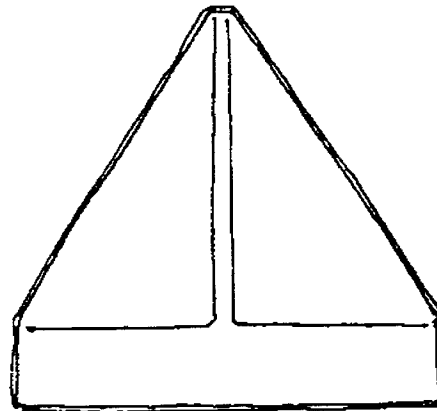
## Directions:

1. Fold the paper in half with the open end at the bottom.
2. Fold down the right and left corners leaving a 1" space between corners.
3. Fold up the front and back  $1\frac{1}{2}$ " to meet the corners.

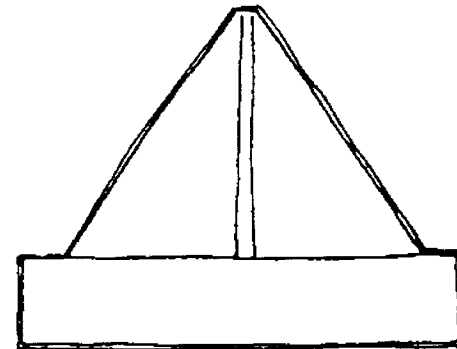
1.



2.



3.



April 21, 2002  
First Corinthians Chapters 3-4



## **This is what I learned today!**

Paul wrote the Corinthians telling them to "grow up." Paul wanted the new Christians in Corinth to start serving in the church family instead of quarreling. Paul told them a farmer first plants seeds in good soil and then waters his plants until it is time to harvest a crop of food. It is the same in God's church. Someone must plant the gospel "seed" so that people can hear and believe. Another person can then "water" the gospel "seed" so people can learn more about the Bible and grow in their love of Jesus and His words. Paul wanted the Corinthians to "grow up" and be servants in God's church. They each had a job. God chooses some to preach, some to teach, and some to help in other ways so that everyone will grow up to be like Jesus. Paul told them to honor God with their words and with their faithful work.

## **Today's Memory Verse**

**You were bought at a price.**

**Therefore, honor God  
with your body.**

**1 Corinthians 6:20**

**Honor God  
with your  
body.**



Talk with your preschool children about how we can honor God with our bodies. Use the words "honor God with your body" often throughout the week. Set up arbitrary situations in which you use your body in honoring and dishonoring ways. For example, give your child a little shove and explain that shoving does not honor God. Give him a hug and said, "I want to honor God with my arms." Do the same with yelling and whispering, grabbing and sharing, closing your eyes and putting your hands over your ears and listening with open eyes. All week talk about the ways we honor and dishonor God with our bodies.

**1 Corinthians 6:20 Memory Verse Song\***  
(tune: "On Top of Old Smokey")

You were bought at a price.  
Therefore ho-onor God.  
Honor God with your body.  
First Corinthians six, twenty.

\* For tunes to songs, ask about the preschool tape.



The Bible and the Holy Spirit help a person grow up to serve faithfully.