

Materials I Need:

Key for symbols:

- This symbol represents ideas that can be used for two-year-olds through kindergarten. Please remember to slow way down for two-year-olds and keep the pace moving for five-year-olds.
- ② This symbol represents ideas that can be used for two- and three-year-olds.
- ④ This symbol represents ideas that are best used for four-year-olds through kindergarten.

Memory Verse:

1 Corinthians 1:10: Agree with one another so that there may be no divisions among you.

Hook:

- Teacher Tip:** It is helpful to keep a small file of 3" x 5" cards with finger plays, transition ideas, and favorite songs written on them. Keep the cards with your teaching supplies and use them when there is a slow time to fill during the teaching morning. You can also laminate them or slip them into a protective cover and loop them on a large ring to be used over and over again.
- Tent Sewing Center:** Punch holes in some cardboard shapes and cut several 2- to 3-foot lengths of yarn of different colors. Tie one end of the yarn through one hole in the cardboard so it won't pull out. Wrap tape tightly around the loose end so the child will be able to thread it through the holes. A purchased sewing kit may also be used instead a homemade set. Let the child "sew" with the yarn to make his own yarn design. If he wants to, let him use another color of yarn when he is done with the first. "In today's Bible Adventure, Paul lived in the city of Corinth with Aquila and Priscilla. The three of them worked as tentmakers. They sewed tents."
- Mail Center:** Provide paper, envelopes, crayons, and stickers so the children can write letters and mail them in a classroom mailbox. "In today's Bible Adventure, Paul is writing another letter. This time he is writing to the new Christians in the city of Corinth."
- Play Dough Division Center:** Have each child roll out or hand press the dough into a flat shape. With a plastic knife or Popsicle stick, have the child cut the dough to make two pieces. He has "divided" the dough. Have him cut the dough again to make four pieces. "In today's Bible Adventure, Paul wrote to the new Christians in Corinth to tell them not to divide into two or four sections, but to be united and whole. They were to worship only Jesus and not fight about the teachers who taught them God's Word." The older children can understand that each section stands for the followers of a different favorite teacher--Paul, Peter, Apollos, and Christ. After the dough is divided, encourage the children to squish the dough back together to show the four groups should be one united group of people who are taught by Christ. "Paul told the Corinthians to stop quarreling and to be united in learning about Jesus." A leader can be demonstrating with his own piece of dough while he talks through what "division" means.
- Running Paul Out of Town Center:** "Paul went on one of his missionary journeys to the town of Corinth. He wanted everyone to know that Jesus would forgive their sins if they believed in Him. Many people in Corinth became angry when they heard what Paul was saying. They tried to run him out of town." Choose one child to be "Paul" and have him stand in front of a wall. Another child standing five or six feet away can throw soft yarn balls (three) at "Paul." If the child hits him with a ball, he gets the choice of taking "Paul's" place or choosing someone else to. Show "Paul" how to dodge and move to avoid getting hit with a ball.

-
- Paul's Tent Center:** Bring in a two-man pup tent and set it up for the children to play in. Explain how some people used tents when they traveled and some people even lived in tents all of the time. "Paul was a tentmaker and at one time lived in the city of Corinth and sewed on tents. Have you ever slept in a tent? When? How is it different from sleeping in your bed?"
 - Correction Devices:** Bring a "whacker" and a wooden spoon to class and ask the children what these might be used for. (Both can be used to give spankings.) Ask the children why they sometimes need to be spanked. (They have wrong attitudes and actions that need to be corrected. They need to change.) The theme of First Corinthians is "correction." The Corinthians needed a spanking; but instead of using a spoon, Paul used a pen. Paul wrote and asked the Corinthians to change their arguing and fighting attitudes.
 - Map Walking: (1CO01ECGF2)** Help children walk and row with their fingers (or Fisher Price people) across an enlarged map following Paul's journeys, and emphasizing Corinth in Greece. "Corinth is where the people lived that Paul is writing a letter to in our Bible Adventure today. Paul was a missionary who told people about Jesus." If you use a world map instead of a GF2 map, point out the places where our church has missionaries today.
 - Teaching the Bible Center: (1CO01ECGF9)** Copy the GF9 page on several cardstock sheets or trace it onto several pieces of cardboard and cut the pieces out for patterns. Let the children trace around the rectangles to make Bibles. Talk about what teachers do. Talk about teachers at church who help us know more about Jesus and the Bible. Let several children take turns being the teacher. "The Corinthian people had several teachers who told them about Jesus. We will find out what happens to them in the Bible Adventure today."
 - Coloring: (1CO01ECGF10)** Have the children color the pictures of people fighting and arguing while talking about what they might be saying. "Paul has to write a letter to some Corinthians because they were fighting and arguing. We will find out all about what he said to them in the Bible Adventure today."
 - Arguing Puppets:** Give children several puppets and let them pretend to be fighting and arguing just like the Corinthian people.
 - Stop Arguing:** Explain to the children that every time you hear them argue, disagree, fight or say wrong words to each other that you will hold up a stop sign to remind them to stop arguing and fighting. "Paul wrote a letter to the Corinthians to help them know what they needed to stop doing. Paul was correcting the Corinthians. That is the theme of Corinthians—correction."
 - One Color to Choose:** Materials needed: Any one of the 1CO01EC pictures from this lesson and four different colors of crayons. Allow the children to choose from the four different colors of crayons. Then have them agree together on only one color to use for coloring the picture. Agreeing on one color shows them how to get along with each other. "In today's Bible Adventure we will learn about Paul's teaching how the church must learn to stop arguing and start agreeing as they follow God's truth."
 - Gospel Review: (1CO01ECGF3)** Talk about the gospel Paul preached to the people in Corinth. Use four colors of crayons as you review the good news of Jesus. Show a black or brown crayon when you explain that we all have sin that makes our hearts dirty like this colored crayon. Sin must be punished. Show a red crayon as you explain that red is the color of the blood that came out of Jesus' body when He died on the cross to take the punishment you and I deserve for our sin. White is the color that shows the clean heart when we believe in Jesus. He cleans the dirty sin from our hearts. Yellow is the color of light, which represents heaven where Jesus now lives and where we will go if we belong to Jesus. Let the children color their GF3 pages with these four colors to remind them of the good news of the gospel.



Book:
Presentation Ideas -

- Color the **1CO01ECGF1, 1CO01ECGF2, 1CO01ECGF3, 1CO01ECGF4, 1CO01ECGF5, 1CO01ECGF6, 1CO01ECGF7, and 1CO01ECGF8** pictures and glue them onto colored construction paper. Show these pictures as you tell the Bible Adventure. Save them for review in future lessons.

Mailbox for Paul's Letter: Open the mailbox (request one from the Children's Workroom) and take out a Bible with a bookmark placed in the book of First Corinthians.

"Paul's Friends" Finger Play:

After Paul told of Jesus,
Some people were glad. *(Point to a smile.)*

Some smiled and were happy,
But some were quite mad. *(Point to a frown.)*

They wanted to hurt Paul, *(Make a fist.)*
But some knew it was a sin. *(Shake finger "no.")*
Aquila and Priscilla opened their home
And invited Paul to come in. *(Motion to come here.)*

In Corinth they did stay
And sewed tents together. *(Pretend to sew.)*
They taught about Jesus
In every kind of weather. *(Protect head from rain.)*

Bible Adventure for 2's & 3's-

(Show the 1CO01ECGF6 picture.) Paul liked to write letters to new Christians to encourage them in their faith in Jesus. Paul wrote two letters to his friends in the town of Corinth. These two letters are in our Bibles and are called First and Second Corinthians. Paul wrote, "I always thank God for you when I pray. I remember when many of you believed in Jesus, and He has forgiven your sins. God has given each of you a spiritual gift so you can serve in the church family."

(Show the 1CO01ECGF7 picture.) Paul told his friends he had heard some sad news that troubled his heart. *(Make a sad face and put your fist over your heart.)* He had heard that some people in the Corinthian church family were quarreling with each other. *(Shake your finger.)* They had divided themselves into four groups of people who didn't get along with each other very well. Paul told them they must correct their heart attitudes and stop arguing and fighting.

The Corinthians had many good Bible teachers who had taught them the good news about the gospel of Jesus Christ. *(Point to each teacher as he is named.)* Paul had taught the people himself! A man named Apollos had gone to them and had taught them. The apostle Peter had taught them the truth about Jesus. The people in Corinth were arguing about which of these teachers was the best teacher. One group followed Paul and thought he taught about Jesus the right way. Others followed Peter because he was the head of the church. A third group thought Apollos was the best teacher of all. A fourth group only wanted to follow Jesus and not listen to the different teachers.

(Show the 1CO01ECGF8 picture.) Paul told the Corinthians that what they were doing was not right. They should not be quarreling about which teacher they liked the best. They should agree with one another that Jesus is the One everyone should follow. God uses different teachers to teach the truths of the Bible. It would be all right to like one teacher more than another, but they must agree that the teachers all teach the same thing--God's Word. Paul told them to be thankful for what they have learned from their teachers. They were not to fight and argue about who was the best teacher.

Paul explained that more people would hear about Jesus and love Him if the Corinthian Christians stopped arguing and started agreeing. Paul wrote his letter to correct the Corinthians' wrong attitudes. He wanted them to have good heart attitudes toward each other.

Prayer: Dear God, thank You for the letter that Paul wrote to correct the Corinthians' wrong attitudes. Help us in our church family to agree with one another. In Jesus' name I pray, amen.

Bible Adventure for 4's, 5's & K-

(Show the 1CO01ECGF1 picture.) Today we are learning about a new letter that Paul wrote to the Corinthians. The Corinthians were Christians who lived in the city of Corinth. Actually, Paul wrote two letters to the Corinthians that we have in our Bibles. These letters are called First Corinthians and Second Corinthians. *(Sing the first verse of "Paul Wrote a Letter"—see Song section.)*

(Show the 1CO01ECGF2 picture.) Paul was living in the city of Ephesus when he wrote his letter to the Corinthians. He sent his letter from Ephesus *(point to Ephesus on the map)* to Corinth. *(Point to Corinth. Sing the second verse of "Paul Wrote a Letter"—see Song section.)*

(Show the 1CO01ECGF3 picture.) When Paul traveled to Corinth on his second missionary journey, he preached the good news about Jesus in their Jewish synagogue. He wanted everyone to know that

Jesus would forgive their sins if they believed in Him. Many people in Corinth became angry when they heard what Paul was saying, so they tried to run him out of town.

(Show the 1CO01ECGF4 picture.) The Lord spoke to Paul in a vision, like a dream, one night and said, “Don’t be afraid of the Corinthian people who want to hurt you. Stay in Corinth and keep preaching because I have many people here who will believe in Me.” Paul obeyed God and stayed in Corinth for a year and a half.

(Show the 1CO01ECGF5 picture.) Paul stayed with his new friends Aquila and Priscilla, who worked as tentmakers. They made tents during the day and preached about Jesus whenever they could—at night and on weekends. Many people believed in Jesus and became part of the Corinthian church family.

(Show the 1CO01ECGF6 picture.) Paul was now living in Ephesus, writing a letter to his friends. Paul said, “I always thank God for you when I pray. I remember when many of you put your faith in Jesus, and He has forgiven your sins. God has given each of you a spiritual gift so you can serve in the church family. But there is some correction I need to give you—something you need to change. Something is not right.”

(Show the 1CO01ECGF7 picture.) Paul said, “I have heard from Chloe’s family that some of you in the Corinthian church family are quarreling with each other. You have divided up into four groups of people who don’t get along with each other very well. You need to change your attitudes--correct your attitudes.”

Paul wrote, “You Corinthians have had many good Bible teachers who have taught you about Jesus and God. I came and taught you; Apollos came and taught you; and you have had Peter’s teaching, too. Now some of you are saying, ‘We follow Paul. We first heard about Jesus from him and he teaches the right way.’ Others are saying, ‘We follow Peter. He’s the head of the church.’ The third group is saying, ‘We think Apollos is the best teacher of all.’ Then there is a fourth group who is saying, ‘We think you’re all wrong. We only follow Jesus.’”

(Show the 1CO01ECGF8 picture.) Paul said, “This is not right. You should not be quarreling about which teacher you like best. You should agree with one another that Jesus is the One we all follow. God uses different teachers to teach the truths of the Bible. You might like one more than others, but you must agree that they are teaching the same thing—God’s Word. You must be thankful for what you have learned from your teachers, not fight and argue about who is the best teacher.

Paul explained that more people would hear about Jesus and love Him if the Corinthian Christians stopped arguing and started agreeing. Paul wrote his letter to correct the Corinthians’ wrong attitudes. He wanted them to have good heart attitudes toward each other.

Prayer: Dear God, thank You for the letter that Paul wrote to correct the Corinthians’ wrong attitudes. Help us in our church family to agree with one another instead of fighting and arguing. In Jesus’ name I pray, amen.

Aim Questions

Aim Questions for 2’s & 3’s:

1. **Who wrote two letters to the new Christians in Corinth?** *(Paul.)*
2. **What sad news did Paul hear about in the church in Corinth?** *(The people were arguing about who was the best teacher.)*
3. **What did Paul tell them to do to have a good heart attitude?** *(Be thankful for their teachers and agree with each other that Jesus is the One to follow.)*

Aim Questions for 4’s & 5’s:

1. **What letter did we learn from today?** *(First Corinthians.)*
2. **Who wrote First Corinthians?** *(Paul.)*
3. **What was the problem in the Corinthian church?** *(The Corinthians were arguing about which teacher they liked best—Paul, Peter, Apollos, or Jesus.)*
4. **What did Paul ask the Corinthians to do?** *(Say the memory verse.)*



Look:

- Aim Questions:** Place your questions inside the tent you brought to class and have each child crawl in to find the correct numbered question to bring out to be read by the teacher.
- Snack Suggestion:** Make a fruit salad from the “Simple Disagreements” activity below and talk about disagreements that are wrong. “Just like we quit arguing and are eating all the fruit, the Corinthians should have quit arguing and followed Jesus only.”

-
- Snack Suggestion:** Divide the class into four sections or tables to serve snack. Put a leader at each table. The leader will be very verbal about whom that group is following (Paul, Apollos, Peter, Christ) and say things about why they feel that way. This can happen while hands are being washed and food is being served. Before everyone eats, gather the class together, "read" the letter from Paul about not quarreling and to only follow Jesus. The group can eat their snack together on the floor or all at the "Jesus" table.
 - ④ **Simple Disagreements:** Divide the class into four teams and give each a fruit (apple, banana, orange, strawberry). Tell the children to think of reasons why this is their favorite fruit and they don't want any other. Let each team present their case for their fruit. "This is how the Corinthian people divided up, but they were following different people instead of agreeing that Jesus is the only One they should follow.
 - Paul's Corinthian Letter Booklet: (1CO01ECGF11)** Fold the GF11 page in fourths and give each child a booklet to "read" and decorate as desired. Sing "Paul Wrote a Letter" (see Song section) as you review Paul's message to the Corinthians.
 - Right and Wrong Attitudes: (1CO01ECGF12)** Cut out and let the children glue the GF12 picture of the four arguing adults onto a black rectangle of construction paper. Cut out and glue the GF12 picture of the agreeing adults onto a yellow or light color construction paper. Glue, tape, or staple these pictures back to back. Talk about how when we argue, it shows that our hearts are dirty with selfish sin. When we say we're sorry, Jesus forgives us and gives us happy hearts that can agree with one another. Talk about what the Corinthians were fighting about as the children color their pictures.
 - Praying Hands: (1CO01ECGF6 and 1CO01ECGF13)** Show the children the GF6 picture of Paul praying for the Corinthian believers. Talk about Paul's prayer for the Corinthians. He remembered that they had put their faith in Jesus, and he thanked God for that. Help children trace around their hands to look like praying hands. Cut or tear out and fold in half. Glue a GF13 memory verse on the hands.
 - Paul's Missionary Maze: (1CO01ECGF14 and 1CO01ECGF15)** Materials needed: GF14 activity page, GF15 pictures of Jesus, glue sticks. Help the children glue six cut out pictures of Jesus over the six cities on the "Missionary Maze" page. "In today's Bible Adventure we learned about Paul's missionary journey to many cities teaching the people about Jesus."
 - A-Ticket, A-Tasket Game:** The class stands in a circle. One child is chosen to be "Paul" and stands outside the circle holding a letter. As the circle children sing, "Paul" skips around the outside of the circle. Sometime during the words "I dropped it," "Paul" drops the letter behind any child he chooses. He then races around outside the circle back to the empty space. The new child picks up the letter and chases "Paul" and tries to tap him with the letter before he gets back to the empty space in the circle. After the race, the new child then becomes "Paul." The circle sings:
A tisket, a tasket, a green and yellow basket,
I wrote a letter to my friends and on the way I dropped it.
I dropped it, I dropped it, and on the way I dropped it,
A little boy (girl) picked it up and put it in his (her) pocket.
 - "Who's in Paul's Tent?" Game:** Have the children sit in a group and choose one to hide his eyes or to leave the room momentarily. Choose one of the remaining children to hide in the classroom tent. Ask the first child to come back into the room and guess who is missing. After several turns, hide more than one person in the tent and see if they can discover the change.
 - Bean Bag Angry Picture Review:** Place several angry, mad pictures on the floor. Let children take turns tossing a bag onto a picture. Those that land on a picture get to share a way to show love or kindness to the person who is angry.
 - Memory Verse Review:** Talk about "division" meaning separation or going a different way. Make a masking tape path on the floor that divides and goes in two directions. When talking about agreeing with each other, have a giant circle or group hug with lots of smiles. While talking about "no divisions," walk along the path and split the group, heads shaking. Then come together into a circle and say the memory verse together.

- “Argues” Stomp:** To the tune of “Clap the Crazy’s Out,” sing and act the following:
 Stomp, stomp, stomp the argues out. *(Stomp foot, punch air with fists.)*
 Stomp, stomp, stomp the argues out.
 Stomp, stomp, stomp the argues out, and show that you can agree. *(Walk in place, arms swinging.)*
 Love, love, love the argues out. *(Pat a friend on the back.)*
 Love, love, love the argues out.
 Love, love, love the argues out, and show that you can agree. *(Walk in place, arms swinging.)*
 Hug, hug, hug the argues out. *(Hug a neighbor.)*
 Hug, hug, hug the argues out.
 Hug, hug, hug the argues out, and show that you can agree. *(Walk in place, arms swinging.)*
 Help, help, help the argues out. *(Bend down and pretend to pick something up.)*
 Help, help, help the argues out.
 Help, help, help the argues out, and show that you can agree. *(Walk in place, arms swinging.)*

- Jesus Is the One We Follow:** Materials needed: Picture of Jesus, cutout pictures of children and people, glue sticks, crayons. Help the children glue the cutouts around the picture of Jesus. They may color the pictures as they hear about Paul telling the people of Corinth that they don’t need to be divided. They need to understand that Jesus is the great teacher, and He is the one that we need to listen to and learn from.

- Attitude Change:** Materials needed: Pictures cut from magazines of both unhappy and very happy people. Discuss with the children what makes someone unhappy and what makes someone very happy. How can we change our attitudes? “Paul told the people of Corinth to have an attitude change and to listen to Jesus only. No one else can teach us better than Jesus Himself. Listening to Jesus gives everyone a very happy attitude.”

- Follow the Leader:** Materials needed: Costume that would be worn in the days of Corinth (sheet, belt, sandals). One child can dress up and be the leader. “Who are we to follow? We are to follow Jesus.” Make an obstacle course around the room. Have the children make a train behind the leader and sing one of this week’s songs. After they complete a circle, allow another child to take the place of the leader.

- Paul in Corinth Review Song:** This is a song about Paul’s visit to Corinth during his second missionary journey. After he left Corinth, Paul wrote a letter to the people he had met there. That is the book we start to study today. Sing the following to the tune of “The Wheels on the Bus.”
 Paul went by boat to Co-orinth, Co-orinth, Co-orinth. *(With arms rowing, point to Corinth on a map.)*
 Paul went by boat to Co-orinth to share the news of Jesus.

Paul helped his friends to make some tents, *(Hands sew up & down.)*
 Make some tents, make some tents
 Paul helped his friends to make some tents in the town of Corinth.

Paul taught the gospel in the church, in the church, in the church. *(Hands cup mouth.)*
 Paul taught the gospel in the church, “Believe and you’ll be saved.”

The Jews got mad and said, “Leave town!”; *(Stomp feet and shake head.)*
 Said, “Leave town!”; said, “Leave town!”
 The Jews got mad and said, “Leave town! Don’t talk to us of Jesus.”

The Lord told Paul to stay in town, stay in town, stay in town. *(Point index finger to the floor.)*
 The Lord told Paul to stay in town. Others would believe.

Paul left and went to Ephesus, Ephesus, Ephesus. *(Row arms.)*
 Paul left and went to Ephesus,
 And thanked God for his friends. *(Bow head and pray.)*

Paul heard the church was arguing, arguing, arguing. *(Cup ears and look sad.)*
 Paul heard the church was arguing about their favorite teachers.

Paul sat right down and wrote his friends, wrote his friends, wrote his friends. *(Write and hug a friend.)*
 Paul sat right down and wrote his friends, “Agree with one another.” *(Hold hands like a book.)*

Songs:

Bible Themes Song (tune: "Bible Songs for Preschool Children—1 Corinthians" tape)

(Chorus)

We like to sing about the Bible themes.
We like to sing about the Bible themes.
We like to sing about the Bible themes.
It helps us understand God's Wo-ord.

Matthew—Jesus, the king;
Mark—Jesus, the servant;
Luke—Jesus, the perfect man;
And John—He's the Son of God.
(Repeat chorus.)

Acts—birth and growth of the church;
"Whose church?" God's church!
Romans—righteousness of God is revealed in the Gospel.
(Repeat chorus.)

First Corinthians is correction;
Second Corinthians—apostleship defended;
Galatians—justified by faith and not by works.
(Repeat chorus.)

1 Corinthians 1:10 Memory Verse Song (tune: "We Wish You a Merry Christmas")

Agree wi-ith one another
So that the-ere may be no-o
Divisio-ions a-among you.
First C'rinthians one, ten.

② **1 Corinthians 1:10 Memory Verse Song** (tune: "We Wish You a Merry Christmas")

Agree wi-ith one another
Agree wi-ith one another
Agree wi-ith one another
First C'rinthians one, ten.

② **Paul Wrote a Letter** (tune: "Ring Around the Rosie")

Paul wrote a letter, to the Corinthians.
First and Se-cond Cor-in-thi-ans!

④ **Paul Wrote the Corinthians** (tune: "Supercalafragilistic")

Paul wrote the Corinthians; they needed some correction.
They were arguing a lot; they needed new direction.
Paul said, "Now you must agree;
There should be no division.
You must try to get along; just make a good decision."


This Is My Commandment

This is my commandment that you love one another,
That your joy may be full.
This is my commandment that you love one another,
That your joy may be full.
That your joy may be full, that your joy may be full.
This is my commandment that you love one another,
That your joy may be full.

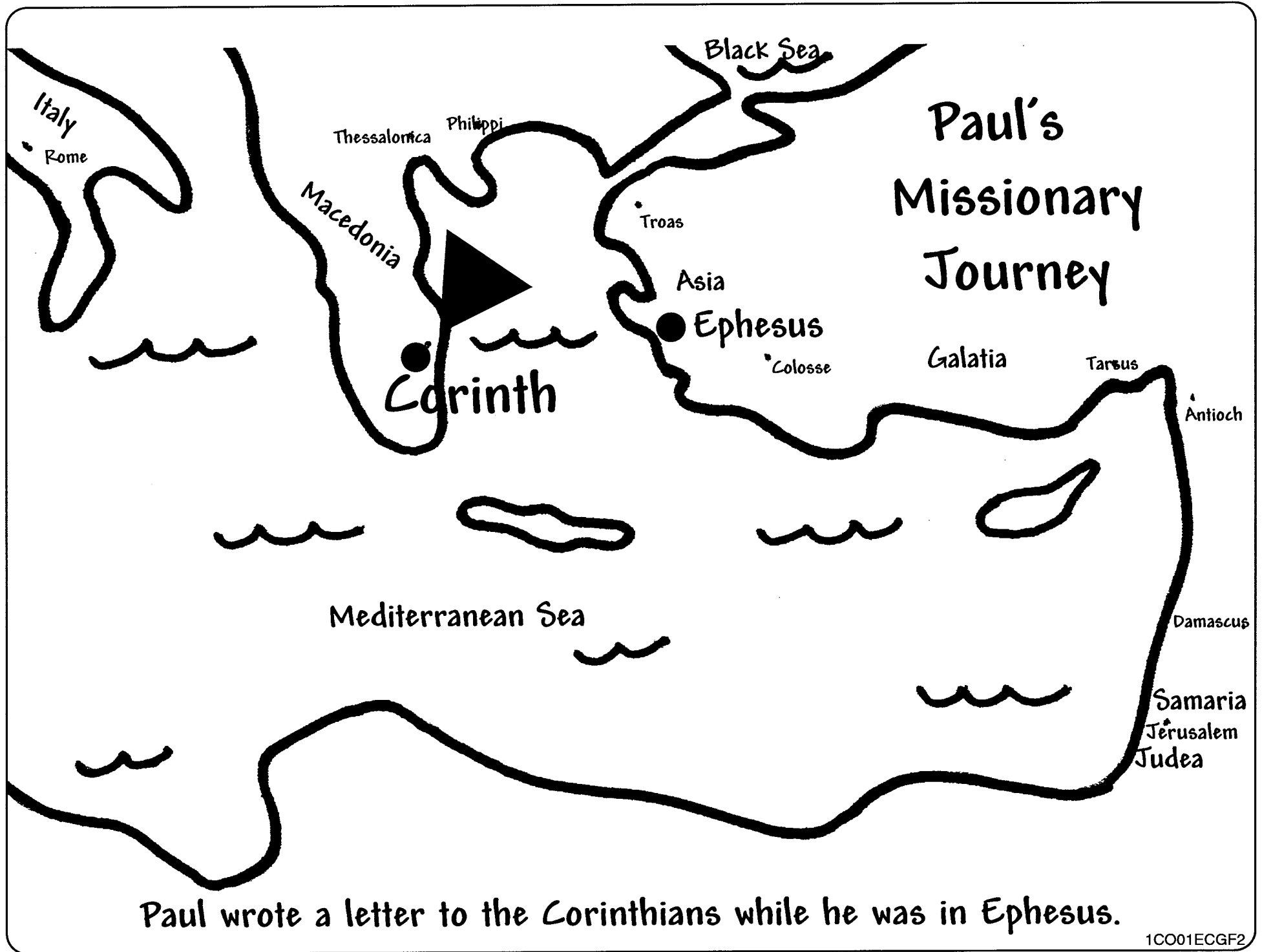


Took:

- My Storybook and Tape Holder: (1CO01ECGF18)** Provide one manila file folder for each child, colored adhesive tape, gummed stickers or scraps of paper cut in interesting shapes, 3-foot piece of yarn, hole punch, and markers. Provide the GF18 words “My First Corinthians Storybook and Tape Holder” for the children to glue or tape on their folders. Help the children close the sides of the folder with adhesive tape or with gummed stickers. Glue on the words, put the child’s name on the front, punch two holes at the top of each side, pull the yarn through and tie in a knot. Have the child decorate his folder with stickers, cutout paper, and/or marking pens. Put a First Corinthians storybook and song tape in each child’s folder to take home.
- United in Christ Collage: (1CO01ECGF17, 1CO01ECGF13, and 1CO01ECGF15)** "Even though the Christians in Corinth had different teachers, Paul encouraged them to be united in Christ. Today we will make a collage, a picture of different materials (representing people taught by different teachers). You will see that many different things can unite, or come together, to make one beautiful picture. God wants His church family to be a beautiful picture of Jesus’ teachings in the Bible." Materials needed: colored cardstock paper; glue sticks; an assortment of ribbon, fringe, rickrack, buttons, feathers, yarn, textured paper, beads, decorative paper, netting, and brightly colored fabric; pictures cut from magazines of people smiling and/or the GF17 pictures of happy children; the GF13 memory verse; and a GF15 picture of Jesus. Have the children feel, investigate, and select the materials they like. Encourage them to arrange selected materials in different positions on their papers. Paste the materials in place. "These designs make a beautiful picture. They are interesting to see and to feel just as it is interesting to see the church of God and all the different people God has chosen to be in His family. God has chosen lots of different teachers for us to learn about Jesus."
- Behavior Chart: (1CO01ECGF16 and 1CO01ECGF17)** Give each child a GF16 chart to color and take home. Give each child a half page of GF17 children (boy pictures for the boys; girl pictures for the girls) to glue on the chart at home when they earn them by not arguing.
- Ephesus to Corinth Review:** Designate one corner of the room as Ephesus and have everyone pretend to be Paul writing a letter to the Corinthians. Each child writes something on a piece of paper and then folds it to make a paper airplane (this will require help from the teacher). Give each child a chance to throw his letter over to Corinth (another designated corner of the room). Have the children sing “Paul Wrote a Letter” as they fly their letter airplanes.
- Tent Telling Adventure:** If you set up a pup tent in the room, take several children inside it at a time and read a simple Bible story book about Paul’s second missionary journey. This could include the story of the Philippian jailer who believed in Jesus after the earthquake.
- Preschool Page for Parents: (1CO01ECPPP)** Send a page home with each child, encouraging parents to reinforce the Bible truths at home. Spend a few minutes before the children go home creatively reviewing the song and memory verse.




Paul wrote a letter to the
Corinthian church. Sosthenes
wrote down Paul's words.





Paul preached the gospel of Jesus to the Corinthians.



God said to Paul in a vision, "Stay in Corinth and preach the gospel."





Paul worked as a tentmaker with Aquila and Priscilla.



Paul thanked God for the
Corinthians who had
believed in Jesus.

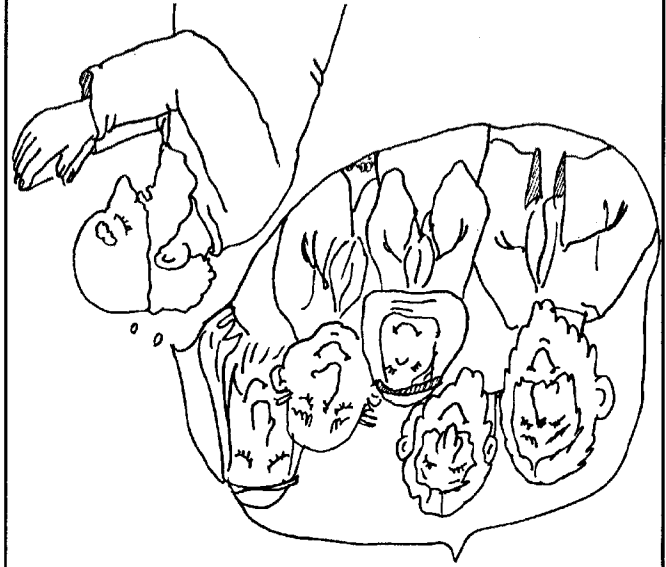


Paul wrote to correct the Corinthians' wrong behavior of arguing about who was the best teacher--Paul, Apollos, Peter, or Jesus.




Which children are arguing and fighting?
Paul says, "Agree with one another so that there may
be no divisions among you." 1 Corinthians 1:10

Paul thanked God for the Corinthians who had believed in Jesus.



2.

Paul wrote to correct the Corinthians' wrong behavior of arguing about who was the best teacher.



3.



Paul wrote a letter to the Corinthian church. Sosthenes wrote down Paul's words.

1.

Agree with one another so that there may be no divisions among you.
1 Corinthians 1:10

4.



Don't argue!

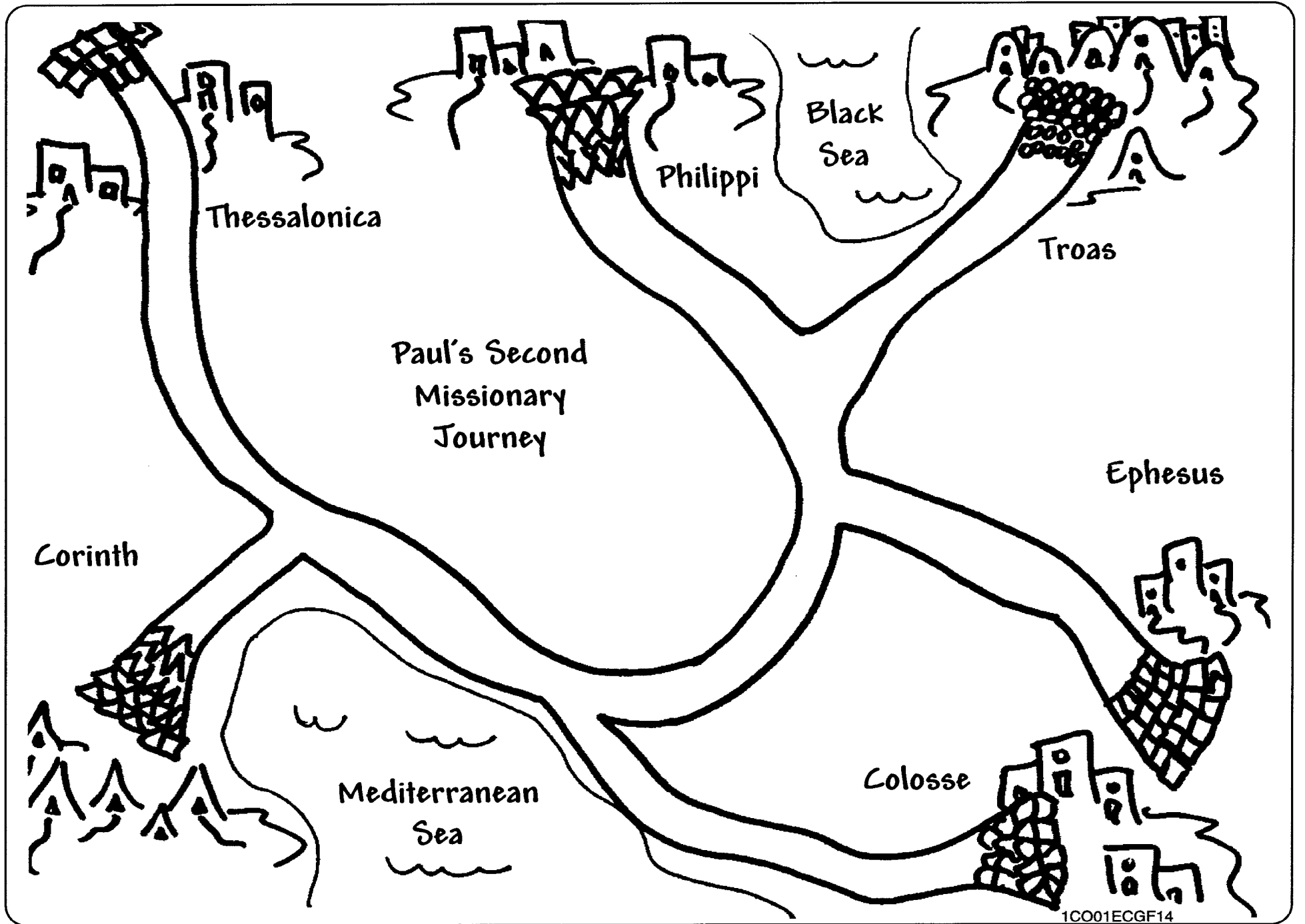



Paul wrote to correct the Corinthians' wrong behavior of arguing about who was the best teacher-- Paul, Apollos, Peter, or Jesus.

Agree with one another!



Paul wrote, "Agree with one another so that there may be no divisions among you."
1 Corinthians 1:10





Living Right for Jesus

Saying kind words, thinking of others, and not arguing earns me stickers!

I can glue a happy picture on each day I don't argue or fight.



Sunday

Monday

Tuesday

Wednesday

Thursday

Friday

Saturday

--	--	--	--	--	--	--

Agree with one another so that there may be no divisions among you. 1 Corinthians 1:10

My First Corinthians
Storybook and Tape
Holder

My First Corinthians
Storybook and Tape
Holder


My First Corinthians
Storybook and Tape
Holder

My First Corinthians
Storybook and Tape
Holder

My First Corinthians
Storybook and Tape
Holder

My First Corinthians
Storybook and Tape
Holder

April 7, 2002
First Corinthians 1:1-1:17




This is what I learned today!

Paul wrote two letters to the new Christians in Corinth that are called First and Second Corinthians. Paul had been in Corinth on his second missionary journey. Paul was able to stay in Corinth with his new friends, Aquila and Priscilla. They made tents with Paul during the day and preached about Jesus whenever they could. After Paul left Corinth, he got news the people in the Corinthian church family were quarreling and arguing about who the best teacher was--Paul, Apollos, Peter, or Jesus Himself. Paul told them they needed to agree that Jesus is the One they should all follow. They must be thankful for what they had learned from their teachers and not fight and argue. Paul wrote to correct their wrong attitudes.

Today's Memory Verse

**Agree with one another
so that there may be no
divisions among you.
1 Corinthians 1:10**

**Stop arguing!
Start agreeing
about what God
says is right!**



Arguing and fighting are common family behaviors that Paul says are wrong and signs of immaturity. This week, whenever your child or children argue or fight (with you or with each other), ask them to apologize to God and to each other. Then ask them to sing or say the memory verse. If you consistently work on these right attitudes, there will be a peaceful atmosphere in your home that will be an effective witness to the people around you.

First Corinthians 1:10 Memory Verse Song*
(tune: "We Wish You a Merry Christmas")

Agree wi-ith one another
So that the-ere may be no-o
Divisio-ions a-among you."
First C'rinthians one, ten.

(Two- and three-year-olds can sing the first line
three times, then the last line.)

* For tunes to songs, ask about the preschool tape.

Don't argue!




Paul wrote to correct the Corinthians' wrong behavior of arguing about who was the best teacher-- Paul, Apollos, Peter, or Jesus.

Agree with one another!



Paul wrote, "Agree with one another so that there may be no divisions among you."
1 Corinthians 1:10



Agree with one another so that there may be
no divisions among you. 1 Corinthians 1:10

BIBLE