

Materials I Need:

Legend:



= Option 1, Appropriate for 1st – 2nd Grade



= Option 2, Appropriate for 3rd – 6th Grade

Memory Work:

“I appeal to you, brothers, in the name of our Lord Jesus Christ, that all of you agree with one another so that there may be no divisions among you...” 1 Corinthians 1:10a

Suggested Thematic Tracks:

① **Stop Arguing!**

HOOK: Three Separate Teams (*Activity*)
One Body, Many Parts (*Game*)

LOOK: United in Christ (*Guest Speaker/Discussion*)
Unified Believers (*Craft*)

TOOK: Stop Arguing Chart (*Activity/Memory Verse Review*)
Stop Arguing Puppet (*Craft*)

② **Be Thankful for Difficult People**

HOOK: The Tower of Difficult Thanking (*Game*)
Difficult Situations (*Activity/Discussion*)



LOOK: Difficult Situations Part 2 (*Worksheet*)
I Always Thank God (*Worksheet*)
Sandpaper People (*Craft/Discussion*)




TOOK: Pray for Difficult People (*Craft*)
Thank You, God (*Activity*)

➤ **Complementary Activities**

Hook:



① **Three Separate Teams (*Activity*)**. ,  To illustrate the self-centered nature of the Corinthians in their claims of loyalty to one leader, divide the students into three separate groups as they arrive to class. Give them time during the HOOK time to make up a cheer, together with a banner or sign to highlight either Apollos, Peter, or Paul. The cheer should not only include positive chants about their own favorite leader but may also include words that put down the other leaders. Explain that the pride of the Corinthians caused them to elevate themselves over each other. Paul's letter addresses the danger of arguing among the members of the body.

 ① **One Body, Many Parts (Game).**   Have each student choose a partner. Provide each pair with a sheet of paper and a crayon or marker. Allow each pair two minutes to decide on a scene from the supplied list (e.g., sunset, house and yard, mountain landscape, playground, church). Once a pair has decided on a scene, tell the partners that they may no longer speak to each other. Have each pair work together by holding the same crayon or marker to draw their scene. Limit the drawing time to five minutes. Once the students are finished with their drawings, tape or tack the pictures on the wall and gather the students together. Read aloud 1 Corinthians 12:12. Have the students go back to their tables. Privately show each partner a different picture and instruct them to draw what they have just seen in the same manner as before. No talking allowed. Ask the students to share their feelings about the game.

1. How was it to work together without words?

2. How did each member of the pair work together as one body with many parts?

Point out that there was more at work than just two hands. There were also two minds thinking, two personalities, and lots of legs and arms to maneuver around! This activity shows the difference between a person acting on his or her own intuition and someone who is relying on the sustaining power of Jesus to shape and mold him or her. The bottom line is not to argue and be divisive with other believers but to pray for them, work together, and thank God for them.

 ② **The Tower of Difficult Thanking (Game).**   You will need:




paper





masking tape

Have the students form groups of threes. Give each group a stack of paper and masking tape. Instruct each group to build a tower using the paper and tape in five minutes. Encourage the groups to build the towers as high as possible, folding, stacking, or rolling paper as they wish. Each student has a handicap: One student can only use one hand, another can only see with one eye, and another can only stand on one leg. These “handicaps” represent the divisions within the body. However, each person has a unique item (gift) or capability to assist in building the tower. Give the student with one hand the roll of tape, the student with one leg the stack of papers, and have the student with one eye put the tape and paper together to do the actual construction of the tower. Each student brings a difficulty to the table—each is handicapped in some way. Instead of complaining about divisiveness, have the groups thank God for their giftedness. Without each of these people and their gifts, the construction of the tower would not happen. This is the same with the body of Christ. The body cannot function when we are consumed with difficult people. Discuss the following:

1. Instead of being angry, upset, or frustrated with them, we should look beyond the trouble and see God's faithful and gracious hand on their lives.

2. As believers, we should pray for and encourage one another.

 ② **Difficult Situations (Activity/Discussion).**   As the students arrive, hand them each a card that has been copied and cut apart from **1CO01.GF1**. As a class or in small groups, ask the students to read the situation on their cards. What should their response be? Take turns discussing these responses, or have the students write what they would do on the back of their cards. Tell the students that they will hear of the difficult situation that Paul faced with the church at Corinth, and have them listen to what his answer was to the problem.

  **1 Corinthians Theme Introduction (Incentive).**   Introduce today's new book by showing the students the “Measure Up” incentive wall-hanging. While hanging one on the wall, state the theme for 1 Corinthians, “Correction in the Church,” explaining how Paul wrote to the Corinthians with specific standards for God's people to which they must “measure up.” The Corinthian believers were falling short of God's Word and needed the correction of Paul. As we look at Paul's corrections in 1 Corinthians, we can see if we are measuring up to the Word of God. Tell the students that they will be hearing more about the “Measure Up” incentive toward the end of class time.



A Strong Church (Discussion/Craft Project). 🦋, 🦋 Each table group will need:

1CO01.GF2 diagram sheet
foam core board 20" w x 15" h - pieces pre-cut
Exacto knife
markers
glue
straight pins

1. Prior to class, draw and cut out the pieces of the church, but do not assemble it.
2. Lead the students in a discussion on what qualities are found in a strong or unified church.
3. If you want to allow the students to color the pieces, do so before you assemble the church.
4. Have the students or teacher write the words describing the qualities of a unified church on the pieces.
5. Assemble as indicated in the diagram.
6. Use straight pins to hold the pieces together as the glue dries.
7. Do not glue the roof on. You may want to use this craft throughout the study of 1 Corinthians to hold copies of the memory verses, candies to be used as incentives, prayer requests, etc. There will not be any bottom on this church. If you want to make a bottom simply trace around on another sheet of cardboard, cut out to fit, and glue to the bottom.

The church model could also be used as an incentive and given away at the end of one of the lessons. If you run out of time during the HOOK time to complete this, you may finish it during the LOOK time.



Background of Paul's Journeys (Map Review). 🦋, 🦋 Review with the students the context of Paul's first letter to the Corinthians. Paul first visited Corinth on his second missionary journey (Acts 18), approximately 51 AD. He had just left Athens where the Gospel had been rejected, so his arrival in Corinth was with weakness, fear, and trembling. God spoke to Paul in a night vision there (Acts 18:9, 10) so he remained there for 18 months preaching the Gospel (see 1CO01.GF3 Pg.1). Paul wrote the epistle in 56 AD, while on his third missionary journey, from the city of Ephesus (see 1CO01.GF3 Pg. 2). Paul's purpose for writing this epistle was threefold:

1. The Corinthians had written to Paul asking him some questions that they had.
2. It was reported to Paul that there were divisions in the church.
3. Paul's reputation and message were under attack by some in the church.



Book:

Presentation Ideas –



Division in the Church (Illustration/Coloring Page). 🦋, 🦋 1 Cor. 1:10, 1CO01.GF4.



Paul Meets with Three Men from Corinth (Illustration/Coloring Page). 🦋, 🦋 1 Cor. 1:11, 1CO01.GF5.

Bible Adventure for 1st – 6th Grades –

Today we will begin a new study of one of the letters of the Apostle Paul. This letter is known as the book of 1 Corinthians and its purpose was to correct sinful attitudes and behavior. Paul was writing to believers in the city of Corinth which was known throughout the Roman Empire for its great wickedness. It was not an easy place for a Christian to live. However, Paul was no stranger to difficult cities. He had been on two different missionary journeys where he had faced continual persecution from those who hated the message of the Gospel of Christ. In the cities he visited, he faced Gentiles who were sinful to the very core, and had no interest in the God of the Bible.

In the book of Acts, Paul shared the Gospel and established a church in Corinth. When he first arrived, he met a couple named Aquila and Priscilla who had left Rome and were tentmakers just like Paul. They invited Paul to stay in their home as they worked together to earn money. Then Paul began to do what he always did—to preach the Gospel. He first went to the Jewish synagogue and began sharing Christ with them, but like the Jews in other cities, they rejected Jesus as their Messiah. Paul then went to the Gentiles and met a man named Titius Justus who

became a Christian through Paul's witness. Other believers soon followed, and by God's grace, a church was started in this sinful city.

Paul had intended to stay in Corinth only a short while, but the Lord led him to stay longer because there were others who were ready to hear the Gospel message and be saved. He remained in Corinth for a year-and-a-half and taught the Word of God and strengthened the new Christians in their faith.

After this time, Paul left with Aquila and Priscilla to the city of Ephesus to help establish the church there. While in Ephesus, they met Apollos who was later sent to the church in Corinth to teach and strengthen the believers. The church was growing stronger, but after a few years, something happened that struck Paul's heart with great grief! A group of believers from the Corinthian church came to him in Ephesus with questions about living the Christian life, and they also reported that some major problems had arisen that were hurting the church. Paul's heart was torn in two! He loved these precious believers, but the people had become proud in their hearts and were dividing the church. However, what crushed Paul the most were reports of the terrible things that a group of men within the church were saying about him. They made fun of the way Paul spoke in public and said that he really didn't have the authority to preach. Paul knew that their questioning his authority from God to preach would lead to them actually questioning the Gospel message itself. All this led Paul to write the letter of 1 Corinthians as a response to the many problems that the church was facing.

Paul began his letter by immediately establishing that he had the authority to preach to them because he was an apostle sent by God. He then, amazingly enough because of all their problems, thanked God for them. He was able to do this because he was confident that God had saved them and would be faithful to allow them to mature in their faith and move past the difficulties that they were having.

The men from the church had reported to Paul that the people were fighting and arguing simply because they had become proud in their hearts. The church had splintered into different groups that were continually arguing with each other. One group would say, "We follow Paul. He's the best preacher." Then another group would say, "You're wrong! We follow Apollos because he's the best preacher!" And on and on it would go. Paul knew that if they kept it up, they would eventually not only be divided over the different preachers, but they would be divided over the very truth of the Gospel of Jesus Christ.

Neither Paul nor Apollos nor any of the other leaders had anything to do with the divisions and fighting that was going on, but the people were using them so that they could feel more important than others in the church. They were associating with certain leaders so that they could act superior and get their way. Paul, in no uncertain terms, told them to put away their prideful and arguing ways. Why? Because the church is the body of Christ and cannot be divided! Nobody can feel prideful and superior, because it is only Jesus who saves, and it is only Jesus who gives the ability to lead a life that is pleasing to God. All praise goes to Him! Paul told the Corinthians to be humble and agree with one another, based upon the truth of the Gospel of Christ and not their own opinions. Their pride had caused them to take their eyes off their precious Savior.

What can we learn from all this? First, arguments are dangerous! Unless they are resolved, our hearts can become angry and bitter toward those with whom we are arguing. An unwillingness to stop arguing is a sure sign of immaturity and sinfulness, which was the case in the church at Corinth. They wanted to win arguments and gain advantage over others by associating themselves with their favorite leader. Don't be like them! Keep the church (which, remember, is the body of Christ) healthy by focusing on the truth of God's Word, and don't let your pride get in the way. Be humble and gracious, and think of others before you think of yourself.

Secondly, we can learn from the Apostle Paul to be thankful for difficult people. It seems impossible, but Paul was thankful for the Corinthian church, even though there were those who rejected him and his ministry. Instead of being angry, upset or frustrated with them, Paul looked beyond their troubles and saw how God had saved them. He knew that God was faithful and would continue to work in their lives. He looked at the simple truth that they were Christians, and therefore he was able to give the Lord thanks. Are there people in your life who cause your heart trouble and sorrow and grief? Instead of getting upset, give God thanks for them, especially if

that person is a believer. Ask the Lord for His help to give you patience and a thankful heart. It is only when we are faced with these kinds of difficulties that our faith in the Lord can grow.

Aim Questions

1. **Who wrote the book of 1 Corinthians?** *(Paul.)*
2. **When was the book written?** *(56 AD.)*
3. **Where was Paul when he wrote the book?** *(In the city of Ephesus.)*
4. **What is the theme of the book?** *(Correction.)*
5. **What report did Paul hear about the church?** *(They were arguing and divided.)*
6. **Why were they arguing?** *(Because they were proud and wanted their own way.)*
7. **How can we stop arguing with others?** *(By being humble and thinking of them first.)*



Look:



① **United in Christ (Guest Speaker/Discussion).** Invite one of the elders to come in and explain Biblical unity to the class. Discuss what subtle, as well as obvious, things could cause divisions in the church, home, and with other Christians you know outside of the church, such as school, sports, etc.



① **Unified Believers (Craft).** Each student will need:

1CO01.GF6

coloring crayons

scissors

glue

paper plate

Have the students cut out the paper dolls in **1CO01.GF6**. Then have them color the dolls and assemble them in a circle by pasting the hands of the first and last dolls together. If you make extras, you can ring a set around the "church" building you made during the HOOK time. If the students want to take a set of people home, they can be glued to the bottom of an inverted paper plate. Label the plate "Stop Arguing!" and paste the memory verse in the middle of the plate.



② **Difficult Situations Part 2 (Worksheet).** Have the students get their response cards out that they previously used in the HOOK time. Review some of the cards and what the students decided their responses should be. The students have heard the difficult situation that Paul faced with the church at Corinth and have heard what his answer to the problem was. Use **1CO01.GF7** to look at a few more difficult situations that the students may face as they interact with believers and the world. Have the students look up the passages in the word bank and decide which scenario that the passage best fits. There may be some overlap, so this will provide good discussion regarding a believer's appropriate response to the worksheet situations.



② **I Always Thank God (Worksheet).** Explain to the students that Paul was very thankful for all of the churches to which he wrote. God was constantly doing a work in their lives, even though they were struggling with sin issues. Have the students look up the passages listed in the left-hand column of **1CO01.GF8 Pg. 1**, and find the match for that verse in the right-hand column. After the worksheet is complete, have the students answer the question in the instruction box.
Answer Key: 1CO01.GF8 Pg. 2.




 ② **Sandpaper People (Craft/Discussion).** ,  Each student will need:



- 1 template from **1CO01.GF9** copied onto cardstock or traced onto cardboard
- 1 ½sheet of sandpaper, any grit
- 1 ½sheet of red construction paper
- scissors
- glue
- colored markers



Have the students follow the directions below to complete their crafts:




1. Using the template, draw the outline of the person onto the back of the sandpaper and onto the construction paper.
2. Cut out the outline of the person on both sheets.
3. Carefully cut out a heart shape as shown on the sandpaper only, making sure to leave it connected at the top where the dotted lines are.
4. Glue the two figures together on the outside edges, but do not glue the heart cut-out down.
5. Fold the heart shape up and draw a cross or write the word, “Jesus,” onto the red sheet.
6. Fold the heart shape back down in place.

Discuss with the students that there may be others in the church who may “rub us the wrong way,” have a “scratchy” personality, or just be difficult to be with. They may be God’s sandpaper in our lives, teaching us to love others unconditionally, even when they are being difficult. Have the students feel the texture of the sandpaper. Then have them look at the heart. Explain that Jesus makes all the difference! We need to remember to see them as Christ sees them so that we might not have divisions between us but be “perfectly united in mind and thought.”

 ➤ **Filling in the Facts on Paul (Worksheet).** ,  Who was the writer of 1 Corinthians? What kind of man was he? To whom did he write, and why did he write to them? These are just some of the questions that the students will have as they enter into a study of 1 Corinthians. Have the students complete **1CO01.GF10 Pg. 1** to gain a fuller knowledge of Paul.
Answer key: 1CO01.GF10 Pg. 2.

 ➤ **Paul's People & Places of the Bible (Worksheet).**  Explain to the students that Paul visited many places and met many people in his travels. Many of these people and places are mixed up in the chart from **1CO01GF11 Pg. 1**. Have the students decide which word does not belong in each horizontal group and circle it. Next, have them fill in the first letter of each of these words into the lines at the bottom of the sheet to learn the theme of 1 Corinthians. The first one is done for them.
Answer key: 1CO01GF11 Pg. 2.

 ➤ **Aim Questions (Worksheet).**  Have the students answer the Aim Questions about today’s Bible Adventure, **1CO01.GF12**.

 ➤ **Passage Review Questions (Worksheet).** ,  This booklet contains many questions from the Scripture passage covered in today’s lesson. Students may work on them in class and complete them during the week at home, **1CO01.GF13**.

 ➤ **1 Corinthians 1:10a (Memory Verse Song).**  Words and music for today’s memory verse are available upon request from Children’s Ministry.



Took:



① **Stop Arguing Chart (Activity/Memory Verse Review).** 🎨, 🦋 Each student will need:

- 1 chart from **1CO01.GF14** copied onto colored cardstock
- memory verse card from the Measure Up Keychain
- sheet of smiley face stickers (available upon request)

Send the “Stop Arguing Chart” packets home with the students, and encourage them to put into practice what they learned in class today. Each time that they successfully complete a day of no arguing, they may place a happy face sticker on the appropriate day. If they argue with someone, each time they must recite the memory verse from the card and no stickers are awarded for that day. The goal is to complete a whole week with consecutive smiley face stickers.



① **Stop Arguing Puppet (Craft).** 🎨, 🦋 Each student will need:

- instruction sheet, **1CO01.GF15 Pg. 1**
- label from **1CO01.GF15 Pg. 2** copied onto red paper
- strip of red paper approximately 5” long folded accordion style
- 1 sheet of paper
- 1 set of googly eyes
- colored markers
- scissors
- glue

Have the students follow the folding directions on the instruction sheet to complete their puppet. Next have them:

1. Glue the label to the strip of accordion-style folded paper.
2. Glue the end of the strip inside the mouth on the back portion of the head.
3. Glue the googly eyes onto each side of the head.
4. Color a mouth on the top and bottom of the mouth opening.

Encourage the students to use this during the week to remind them that arguing only causes divisions among friends, family, and the church body. Have them practice saying the memory verse to each other when their puppets are complete.



② **Pray for Difficult People (Craft).** 🎨, 🦋 Review God’s direction to His church to not argue with other believers. He wants us to love our fellow believers even when they are difficult. Fold **1CO01.GF16** in half and instruct each student to privately write the name of anyone they find to be difficult inside the card. These cards may be placed inside the students Bibles and sent home. Ask the students to commit to pray each day for their relationship with those on their lists.



② **Thank You, God (Activity).** 🎨, 🦋 Discuss the different “difficult situations” that have been mentioned already (see the Difficult Situations HOOK **1CO01.GF1**). Ask the students to think about a difficult situation that they have experienced themselves that involved other people who were being difficult. Discuss some of these situations (avoiding the use of names) in small groups or tables. Lead the class in a silent time of prayer, where students have the opportunity to give thanks to God for these sometimes difficult people. Afterward, give each student the “Thank You” stationery to write God a “thank you” for this person, or people, **1CO01.GF17**. Encourage the students to give reasons for their thanksgiving (e.g., he or she knows Jesus, he or she is learning about God, God is in control, God is teaching the student to be more like Jesus, etc.).


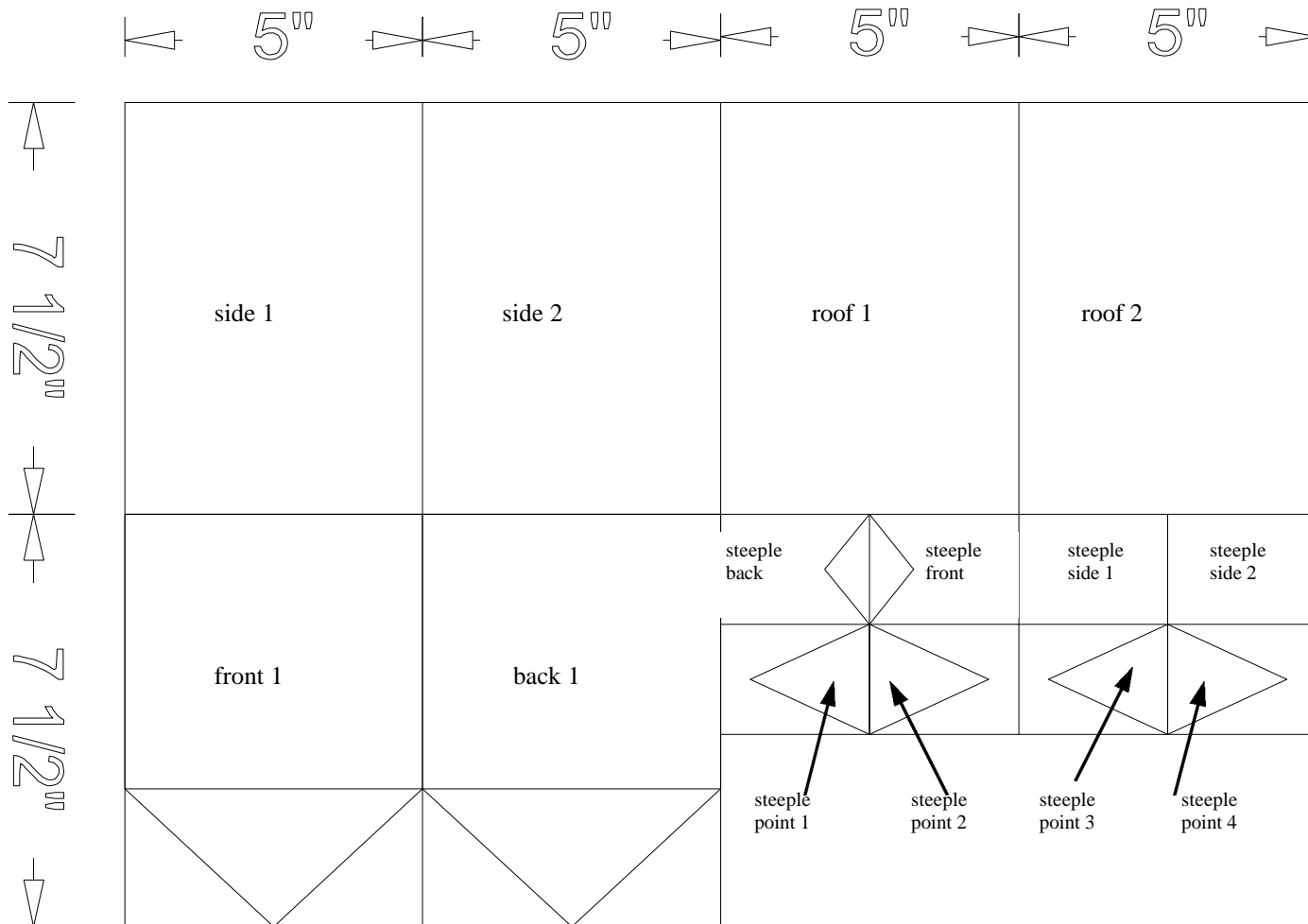


➤ **1 Corinthians “Measure Up” Take-Home (Incentive).** 🎨, 🦋 Utilize this overview tool and incentive program to motivate students and their parents to memorize the themes and key verses for the book of 1 Corinthians. Devote time in the classroom to reinforce the memorization of these lesson themes and Scriptures. Explain the incentive program at length to the students (see the note to parents on the Measure Up Key Chain) and encourage them to ask their parents to participate with them. Show the students both components of the program, the Take-Home Measure Up Key Chain and the Measure Up Wall-Hanging example. Pass out the key chain to the students, directing them to memorize the first verse and theme (1 Cor. 1:10a—Dealing with Divisions) for next week in order to be awarded the wall-hanging and first button. Each wall-hanging will be kept

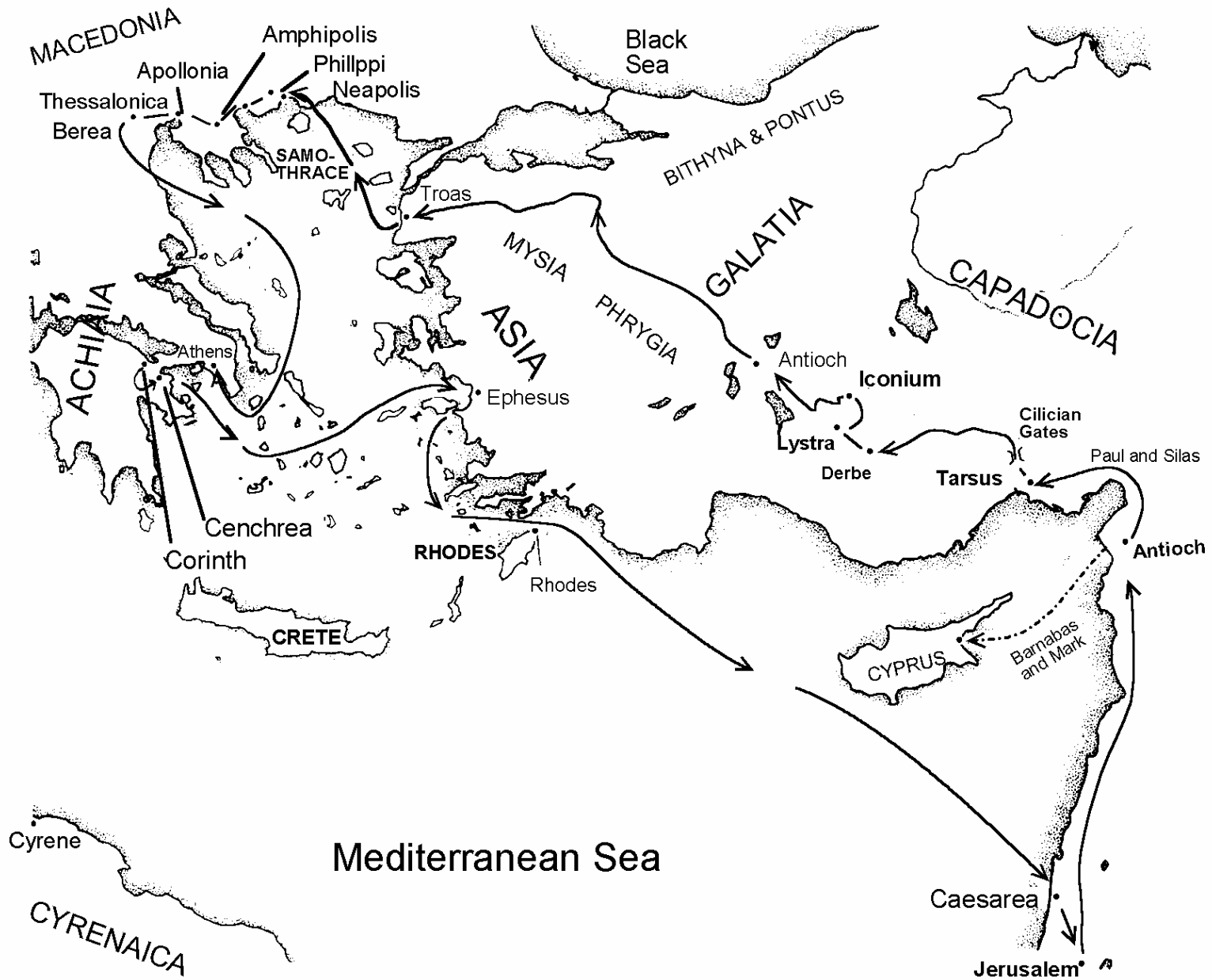
in the classroom as they earn each lesson's button over the next three months.

<p>Your coach is being unfair by making you sit out of the game.</p>	<p>Your brother made fun of you in front of your friends.</p>	<p>Your best friend is jealous of the time you spent with another friend.</p>	<p>Someone left a mess in the living room, and your mother blamed you for it.</p>
<p>You made plans with friends, but your dad wants you to stay and help out because your mom's sick.</p>	<p>Your friend was supposed to meet you at the park, but he or she never showed up.</p>	<p>Everyone said your try-out for the school play was great, but the teacher gave the part to her niece.</p>	<p>Your mom or dad was supposed to be at the game, but he or she never showed up.</p>
<p>Your sister or brother promised to bring your homework to school but forgot.</p>	<p>A friend has started rumors about you, and all of your friends are believing the lies.</p>	<p>Your Bible School teacher never calls on you to give an answer because you are so quiet.</p>	<p>Your brother or sister always says that you are dumb.</p>

Church Diagram




Paul's Second Missionary Journey



Division in the Church



Paul Meets with Three Men from Corinth



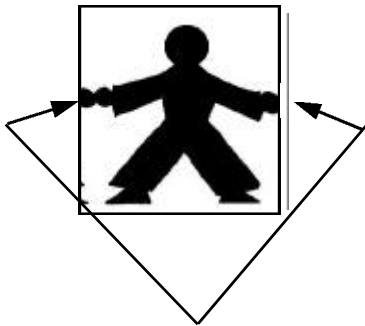
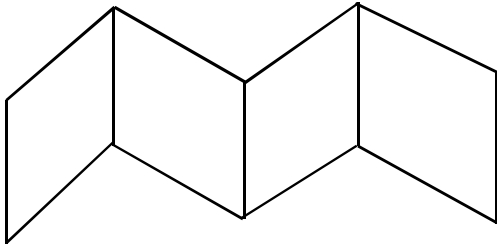
Unified Believers



Take a sheet of white copy paper (8 1/2 x 11), and fold it in half lengthwise.



Fold this paper accordion-style into equal portions.




Cut out the paper doll, leaving the folds intact at the hands. Do not cut on the folds of the hands or the dolls will not be attached together.

Paper doll template



Cut out two sets of dolls and tape them together to fit around the paper plate. Before you glue the dolls around the plate, use crayons or colored pencils to color them.





Difficult Situations


What Would You Do?


Paul faced a difficult situation with the church in Corinth. Many believers were arguing with one another and being divisive. How do you think Paul handled these difficult people? Below are pictures that show different situations that you may be a part of one day. How would you handle someone looking on your test and cheating? What would you do if your friends made fun of you? Choose the appropriate verse and write it in the box below the appropriate scenario.

EPHESIANS 4:32
PHILIPPIANS 4:11-13
PROVERBS 14:30
JAMES 2:8
PROVERBS 4:25



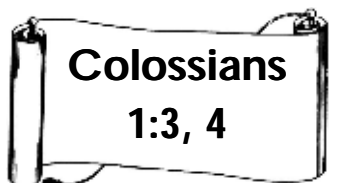
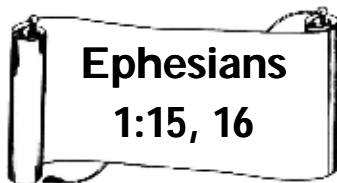
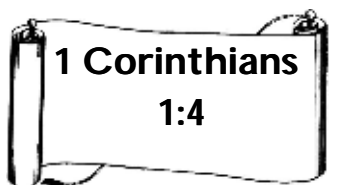
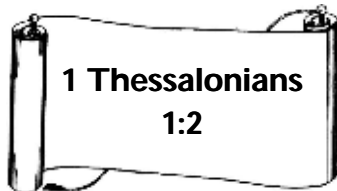
I want it!
I want it!
I want it!














I Always Thank God

Paul was very thankful for all of the churches to which he wrote. God was constantly doing a work in their lives, even though they were struggling with sin issues. Look up the passages in the left-hand column and find the match for that verse in the right-hand column. Was Paul truly thankful for these churches? Answer: _____



-  "I always thank God for you because of His grace given you in Christ Jesus."
-  "First, I thank my God through Jesus Christ for all of you, because your faith is being reported all over the world."
-  "For this reason, ever since I heard about your faith in the Lord Jesus and your love for all the saints, I have not stopped giving thanks for you, remembering you in my prayers."
-  "We always thank God for all of you, mentioning you in our prayers."
-  "I thank my God every time I remember you."
-  "I am tired of your sin and I never want to see you again!"
-  "We always thank God, the Father of our Lord Jesus Christ, when we pray for you, because we have heard of your faith in Christ Jesus and of the love you have for all the saints."





I Always Thank God

Paul was very thankful for all of the churches to which he wrote. God was constantly doing a work in their lives, even though they were struggling with sin issues. Look up the passages in the left-hand column and find the match for that verse in the right-hand column. Was Paul truly thankful for these churches? Answer: _____

Romans
1:8








Philippians
1:3


1 Thessalonians
1:2

1 Corinthians
1:4

Ephesians
1:15, 16

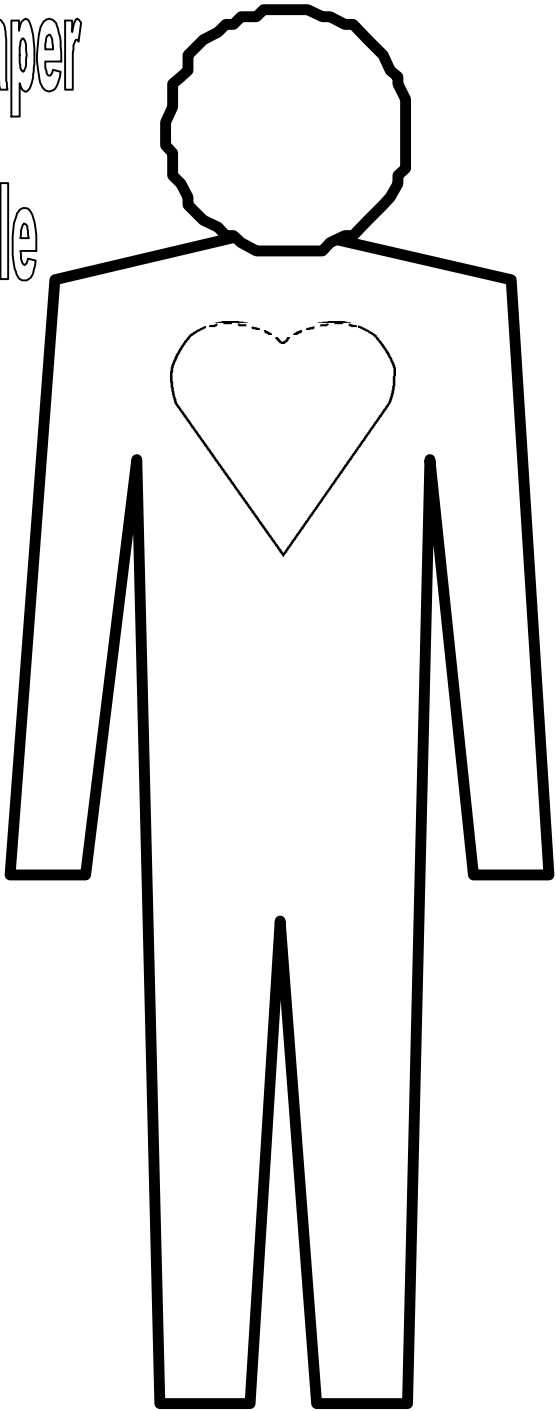
Colossians
1:3, 4

-  "I always thank God for you because of His grace given you in Christ Jesus."
-  "First, I thank my God through Jesus Christ for all of you, because your faith is being reported all over the world."
-  "For this reason, ever since I heard about your faith in the Lord Jesus and your love for all the saints, I have not stopped giving thanks for you, remembering you in my prayers."
-  "We always thank God for all of you, mentioning you in our prayers."
-  "I thank my God every time I remember you."
-  "I am tired of your sin and I never want to see you again!"
-  "We always thank God, the Father of our Lord Jesus Christ, when we pray for you, because we have heard of your faith in Christ Jesus and of the love you have for all the saints."




Sandpaper


People



Sandpaper

People





Filling in

The Facts on Paul


Who was the writer of 1 Corinthians? What kind of man was he? To whom did he write, and why did he write to them? These are just some of the questions that you will have as you enter into a study of 1 Corinthians. Below, match column 2 with column 1 by drawing a line between the two matches to get a fuller idea of Paul, the apostle to the Gentiles.


Column 1

1. Missionary
2. Barnabas
3. Pharisee
4. Benjamin
5. Roman citizenship
6. Gamaliel
7. Tentmaker
8. An Apostle
9. Damascus
10. 2nd Missionary Journey
11. Stephen
12. Arabia
13. Rabbi
14. Blind
15. Aquila
16. Gentiles
17. Tarsus
18. Saul
19. Corinth
20. Ephesus
21. Apollos
22. Cephas
23. Correction

Column 2

- Paul's first supporter, friend, & companion (Acts 9:27)
- He was from this tribe of Israel (Phil. 3:5)
- Popular Pharisee who educated Paul (Acts 22:3)
- Paul's occupation as he preached (Acts 18:3)
- Paul was called as an _____ by God (1 Cor. 1:1)
- On a road near _____ Paul got saved (Acts 9:3)
- Saul watched his stoning (Acts 7:58)
- Paul learned about Jesus here (Gal. 1:17)
- Saul was a P_____ who loved laws (Phil. 3:5)
- Jewish teachers (Matt. 23:8)
- A person who leaves home to share the Gospel
- Saul was _____ before he was saved (Acts 22:11)
- _____ and Priscilla were Paul's friends (Acts 18:18)
- Paul shared the Gospel with Jews and ____ (Rom. 3:29)
- Paul wrote the book of 1 Corinthians from this city
- Paul was from this city (Acts 22:3)
- Paul's name before he became a believer (Acts 9:3, 4)
- 1 Corinthians was written to this church (1 Cor. 1:2)
- The Rock; one of the men over whom the church in Corinth was dividing (1 Cor. 1:12)
- Theme of 1 Corinthians
- Paul enjoyed these privileges due to his ____ (Acts 16:37)
- Paul wrote 1 Corinthians after this missionary journey
- A pastor; one of the men over whom the church in Corinth was dividing (1 Cor. 1:12)





Filling in

The Facts

on Paul

Who was the writer of 1 Corinthians? What kind of man was he? To whom did he write, and why did he write to them? These are just some of the questions that you will have as you enter into a study of 1 Corinthians. Below, match column 2 with column 1 by drawing a line between the two matches to get a fuller idea of Paul, the apostle to the Gentiles.

Column 1

1. A person who leaves home to share the Gospel
2. Paul's first supporter, friend, & companion (Acts 9:27)
3. Saul was a P_____ who loved laws (Phil. 3:5)
4. He was from this tribe of Israel (Phil. 3:5)
5. Paul enjoyed these privileges due to his ____ (Acts 16:37)
6. Popular Pharisee who educated Paul (Acts 22:3)
7. Paul's occupation as he preached (Acts 18:3)
8. Paul was called as an _____ by God (1 Cor. 1:1)
9. On a road near _____ Paul got saved (Acts 9:3)
10. Paul wrote 1 Corinthians after this missionary journey
11. Saul watched his stoning (Acts 7:58)
12. Paul learned about Jesus here (Gal. 1:17)
13. Jewish teachers (Matt. 23:8)
14. Saul was _____ before he was saved (Acts 22:11)
15. _____ and Priscilla were Paul's friends (Acts 18:18)
16. Paul shared the Gospel with Jews and ____ (Rom. 3:29)
17. Paul was from this city (Acts 22:3)
18. Paul's name before he became a believer (Acts 9:3, 4)
19. 1 Corinthians was written to this church (1 Cor. 1:2)
20. Paul wrote the book of 1 Corinthians from this city
21. A pastor; one of the men over whom the church in Corinth was dividing (1 Cor. 1:12)
22. The Rock; one of the men over whom the church in Corinth was dividing (1 Cor. 1:12)
23. Theme of 1 Corinthians



Paul's People & Places of the Bible

Paul visited many places and met many people in his travels. Many of these people and places are mixed up in the chart below. On each line, decide which word does not belong in each horizontal group, and circle it. Next, fill in the first letter of each of these words onto the lines below to learn the theme of 1 Corinthians. The first one is done for you.

Corinth	Alabama	Georgia	Tennessee
thirteen	Texas	Toledo	Olympus
peppermint	Rome	Skittles	Starburst
pencil	eraser	Rufus	lead
cookies	cake	muffins	Ephesus
Colosse	tires	muffler	wheel
Thessalonica	France	Germany	Italy
Iconium	ice cream	frozen peas	popsicles
banana	orange	Onesimus	strawberry
Neapolis	Saturn	Mars	Pluto



Paul's People & Places of the Bible

Corinth	Alabama	Georgia	Tennessee
thirteen	Texas	Toledo	Olympus
peppermint	Rome	Skittles	Starburst
pencil	eraser	Rufus	lead
cookies	cake	muffins	Ephesus
Colosse	tires	muffler	wheel
Thessalonica	France	Germany	Italy
Iconium	ice cream	frozen peas	popsicles
banana	orange	Onesimus	strawberry
Neapolis	Saturn	Mars	Pluto

C O R R E C T I O N

Aim Questions

Answer the following questions about today's Bible Adventure.

1. Who wrote the book of 1 Corinthians?
2. When was the book written?
3. Where was Paul when he wrote the book?
4. What is the theme of the book?
5. What report did Paul hear about the church?
6. Why were they arguing?
7. How can we stop arguing with others?

As Christians, we should not argue with unbelievers so that we may show the love of Christ to them, and we should not argue with believers because they are our brothers and sisters. Be gentle and gracious with believers to preserve true unity.



"I appeal to you, brothers, in the name of our Lord Jesus Christ, that all of you agree with one another so that there may be no divisions among you..."
1 Corinthians 1:10a

Passage Review Questions
1 Corinthians 1:1-17

Who wrote 1 Corinthians? (1:1)

Who made Paul an apostle? (1:1)

To whom was the letter written? (1:2)

What is Paul's traditional greeting to churches? (1:3)

Why did Paul always thank God for the Corinthians? (1:4)

In what ways had the Corinthians been enriched through Christ?
(1:5)

Did the Corinthians lack any spiritual gift as they awaited the
Lord's return? (1:7)

Who does Paul say will keep the Corinthians strong until the
end? (1:8)

What does Paul say about God in verse 9? (1:9)

What was the problem in the Corinthian church? (1:10)

How did Paul know about the problems in the church? (1:11)

What kind of statements were the Corinthians making? (1:12)

What is Paul's point in verse 13-15? (1:13-15)

What was Paul's reason for coming to the Corinthians? (1:17)

What was the real power behind Paul's preaching? (1:17)



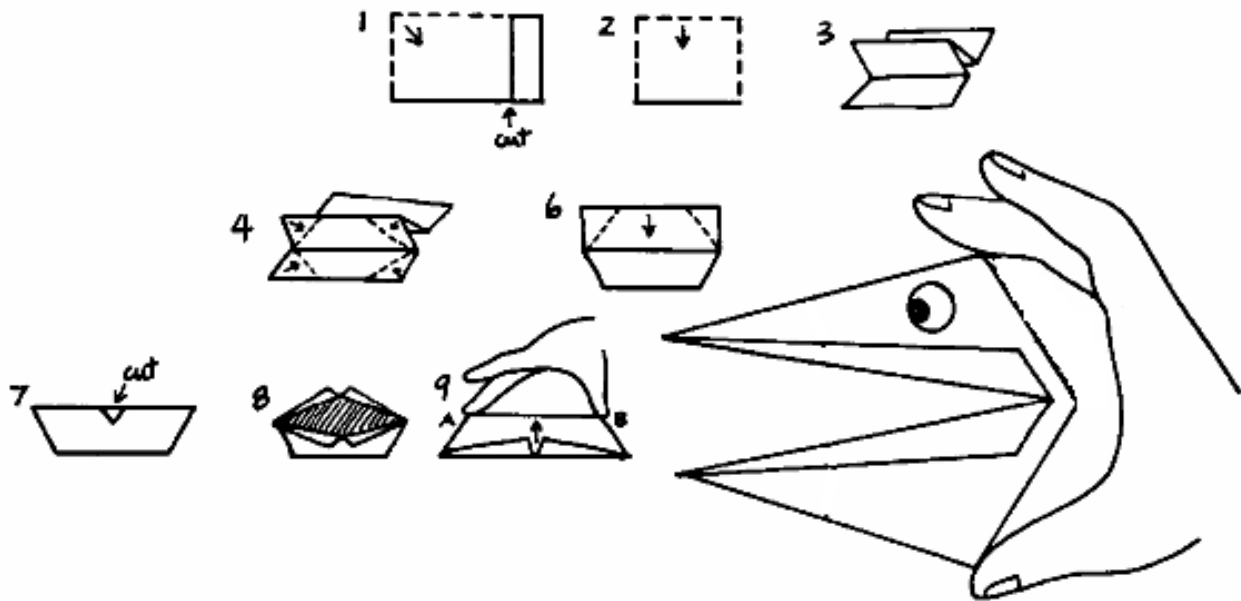
Stop Arguing Chart



Sun	Mon	Tue	Wed	Thu	Fri	Sat

Stop Arguing Puppet

Make the puppet using the pattern below. When the puppet has been completed, use the puppet to say the memory verse to each other.



Instructions:

1. Fold over one corner of the sheet of paper as shown. Cut off the extra strip at the top and unfold your paper. It should be a square. (Make sure it is square. The puppet won't work if it isn't.)
2. Fold the square in half.
3. Fold each side back so that its edge touches the fold. (See illustration.)
4. Fold down the corners of the middle section. Fold up the corners of the side closest to you. Don't fold the corners of the far side.
5. Press together the sides that have their corners bent.
6. Now fold down the corners of the remaining side. Fold the last side in so that all of the sides are pressed together.
7. Cut a notch out of the middle of the longer top side that has two folded edges.
8. Fold out the four edges that are on the sides of the cutout notch.
9. Turn the puppet upside down. Put your thumb on point B and your middle finger on point A. (See illustration.) Bring your thumb and finger together, causing the puppet to close its mouth.
10. Decorate the puppet as desired.
11. Glue or tape the "Stop Arguing!" label to the inside of the mouth.

Stop Arguing!	Stop Arguing!	Stop Arguing!	Stop Arguing!
Stop Arguing!	Stop Arguing!	Stop Arguing!	Stop Arguing!
Stop Arguing!	Stop Arguing!	Stop Arguing!	Stop Arguing!
Stop Arguing!	Stop Arguing!	Stop Arguing!	Stop Arguing!
Stop Arguing!	Stop Arguing!	Stop Arguing!	Stop Arguing!
Stop Arguing!	Stop Arguing!	Stop Arguing!	Stop Arguing!
Stop Arguing!	Stop Arguing!	Stop Arguing!	Stop Arguing!
Stop Arguing!	Stop Arguing!	Stop Arguing!	Stop Arguing!
Stop Arguing!	Stop Arguing!	Stop Arguing!	Stop Arguing!
Stop Arguing!	Stop Arguing!	Stop Arguing!	Stop Arguing!
Stop Arguing!	Stop Arguing!	Stop Arguing!	Stop Arguing!





Thank You, God



Thank You, God