

June 16, 2002

1 Corinthians 16  
and Review

# 1 Corinthians

Early Childhood

1CO11EC

Paul Finished His Letter To The Corinthians

## Materials I Need:

## Key for symbols:

- This symbol represents ideas that can be used for two-year-olds through kindergarten. Please remember to slow way down for two-year-olds and keep the pace moving for five-year-olds.
- ② This symbol represents ideas that can be used for two- and three-year-olds.
- ④ This symbol represents ideas that are best used for four-year-olds through kindergarten.

## Memory Verses for 1 Corinthians:

- 1 Corinthians 1:10: Agree with one another so that there may be no divisions among you.**
- 1 Corinthians 6:20: You were bought at a price. Therefore, honor God with your body.**
- 1 Corinthians 8:9: Be careful that your freedom does not become a stumbling block.**
- 1 Corinthians 11:3: The head of every man is Christ, and the head of the woman is man.**
- 1 Corinthians 16:14: Do everything in love.**

## Hook:

- Teacher Tip:** For this review lesson, write all five memory verses on the board to use throughout the morning. Sing each Memory Verse song at least once.
- Letter Writing Keyboard:** Bring one or two old computer keyboards, some paper with typing on it, and some envelopes with stickers for stamps. Paul had his secretary, Sosthenes, write his first letter to the Christians in Corinth. He used paper and pen. Today, we can write letters on the computer. Use these keyboards to practice your letter writing. "Who are you writing to? What did you tell them? You can sign your letter just as Paul signed his when he was finished writing his corrections to the Corinthian church." Put the letters in the envelopes and mail in the classroom mailbox.
- No Divisions in the Church:** Cut out four large paper circles, each in a different color (or all in the same color for the older children). Cut one in half, one into thirds, one into quarters and leave the last one whole. Label the segments with the different teachers' names: Paul, Apollos, Peter, Jesus. Ask your table to put the pieces together to make circles like the whole one they see. Talk about divisions--halves, thirds, and quarters and how many pieces make up each circle as the children work. "In today's Bible Adventure we learn that Paul wanted the church to be whole. He didn't want divisions to break the church up into halves, thirds or quarters. Show me how you can make your circle whole by fitting the pieces together."
- Buying at the Local Store:** Set up a small convenience store in one area of the room and appoint one leader as the owner. Give each child a quarter (money) as he comes into the classroom. Tell him there is a store in the class that morning and he can spend this money at the store. Make everything the same price (25 cents). Some items to be included in the store can be: small stuffed animals, pencils, stickers, cars, or any other small items that can be found cheaply at a thrift or discount store. After the child chooses an item and pays for it, the item belongs to that child. It is the same with Jesus dying on the cross. Jesus died to redeem us, or buy us back; and now we belong to Him and should want to do what Jesus asks us to do.

- 
- "Sing to Me" Activity:** While working at any of the **Hook** centers, start singing one of the Memory Verse songs, but stop before getting all the way through. Ask the children if they can help you finish singing it.
  - "Change That, Please!" Center:** Provide several articles of clothing. Button the button wrongly on a shirt. Lace up tie shoes the wrong way. Buckle up a twisted belt. Turn a pair of pants inside out. "Paul's letter to the Corinthians was to correct their wrong attitudes. When we correct something, we change it to make it right. Change these clothes so they can be put on the right way."
  - Play Dough and Verse Singing:** Talk about things we have learned about Paul. (He was a tent maker. He loved Jesus and told people how they could be saved by believing in Jesus. He wrote several letters that are now books in the Bible. He taught the people about Jesus and God. Make several things out of play dough to represent what we know about Paul (pen, paper, roll out a long pencil-shaped piece and use to shape the letters "S-I-N," tent, hearts with cookie cutter, etc). Sing the Memory Verses and make items to represent them (bodies, men and women, hearts). Also see "Play Dough Division Center" in the **Hook** section in the 1CO01EC lesson. Relate this "division" to families and ourselves with others when we argue and think of ourselves rather than serve and give to others.
  - Stop Arguing:** Make a large stop sign out of red cardstock paper and white letters. Explain that when you hear the children complain, argue, disagree, fight, or say wrong words to each other, you will hold up a stop sign and that is a reminder to stop. The Corinthians needed to be stopped and corrected, and Paul was helping them. "What did the Corinthians argue about? What was the correction they needed? Yes, they decided to follow their favorite teacher rather than just the words of Jesus. They needed to understand the role of the people in God's family. They needed to hear about people serving others and not just themselves." Before listening to the Bible Adventure today, review the behaviors you needed to "stop" in your classroom.
  - Gospel Review: (1CO01ECGF3)** Color the picture of Paul preaching the gospel. Turn the paper over and ask the children to draw pictures of themselves sharing the gospel with their friends. Talk about the simple gospel that they can share: We all do wrong things. Jesus took our punishment and died for our sins. Believe in Jesus and ask Him into your life so you can live forever with Him in heaven.
  - Bean Bag or Flashlight Picture Review:** Use any review pictures specified in today's Bible Adventure review or select a picture from each 1 Corinthians lesson. Place them on the floor behind a line or tack them on the wall. Ask a child to find one picture by giving him some clues. (The clues will help review 1 Corinthians!) Tell the child to place a bean bag (for floor pictures) or shine the flashlight (for wall pictures) on that picture as quickly as possible.
  - Picture Hunt:** Tape several review pictures on the wall around the room or out in the hall. As an example, ask a few children at a time to find the picture of Paul sharing the gospel and go stand beside it. Then discuss the gospel with them. Do the same with the other pictures you have chosen.
  - Body Bunches:** Assign children to stand in groups of three. When you call out a body part, that is where these three children touch until you call out another (hands, feet, elbows, toes, knees, rears, heads, wrists, hips, etc.). Repeat with four children in a group. Review what Paul said about honoring God with our bodies rather than just serving ourselves and also about our resurrection bodies that will join Him in heaven.



**Book:**  
**Presentation Ideas -**

- Show the review pictures that are listed in the Bible Adventure. You may add or delete pictures depending on the ages of the children in your class.
- The Bible Adventure could be taught by showing selected pictures that reinforce the Memory Verses. The Memory Verse Songs would be an integral part of the Bible Adventure if taught in this way.



### "Who Has Come?" Finger Play:

Who's come to Bible School today?	<i>(Shrug shoulders.)</i>
If it's you, clap your hands this way.	<i>(Clap hands.)</i>
Who's come to sing fun songs today?	<i>(Shrug shoulders.)</i>
If it's you, tap your toes this way.	<i>(Tap toes on floor.)</i>
Who's come to hear about Jesus today?	<i>(Shrug shoulders.)</i>
If it's you, nod your head and say,	<i>(Nod head "yes.")</i>
"I'm glad to be here with you today!"	<i>(Repeat line with class.)</i>
It's always good to be with others in God's church family.	

### **Bible Adventure for 2's & 3's-**

*(Show the review 1CO01ECGF7 picture.)* Paul wrote his first letter to the Corinthians to correct their wrong attitudes. The Corinthian Christians were arguing and fighting about who was the best teacher to follow. *(Point to and name the teachers in the picture.)* Paul told them to stop arguing. They were to agree with each other that God's wisdom is found in God's words. Peter, Paul, and Apollos were all good teachers who taught God's wisdom.

*(Show the review 1CO02ECGF1 picture.)* Some of the Corinthians were not honoring God with their bodies. Paul told them to grow up and serve others in the church family. The Bible *(point to the Bible on the girl's lap)* and the Holy Spirit help a person grow up to serve others faithfully.

*(Show the review 1CO07ECGF1 picture.)* God gives each person a conscience that lets him know when he has disobeyed one of God's rules. He feels bad inside. Paul told the Corinthians their consciences will not be clean if they complain and argue like the Israelites did in the wilderness. The Israelites complained about the way God was taking care of them. They got tired of eating the same manna every day. Paul did not want the Corinthians' unthankful attitude to be a stumbling block to those who wanted to learn about Jesus. Paul said, "Keep your conscience clean."

*(Show the review 1CO10ECGF2 picture.)* Paul corrected the Corinthians' thinking about resurrection. Jesus had a resurrection body after He came back to life and others will, too. All those who believe in Jesus will live in resurrection bodies in heaven with Jesus forever.

Paul wrote the Corinthians that he wanted to visit them. When he got there, he would gather up the money they had collected for the poor people in Jerusalem. *(Pull coins from a money bag or from your pocket and lay them in front of you.)* Paul would have someone take the money to Jerusalem to help the poor Christians living there.

This is the way God wants us to give to His church family work, too. Each week we take part of our money and give it to the church so that there will always be money for God's work. *(Put the money in a container designated as an offering basket.)* The amount we give depends on how much God has given us. Some people give less money and some give more because God has blessed them with more.

*(Take a letter from your pocket, sign it, fold it up, and put it in an envelope.)* Paul finished his letter and signed it. The letter was taken to the Corinthians. It has been good to learn about the things God wanted the Corinthian Christians to correct. Now we know what God wants us to do and we can obey, too.

**Prayer:** Dear God, thank You for the book of First Corinthians in the Bible. It gives the corrections You wanted for the Corinthians and for us, too. In Jesus' name I pray, amen.

### **Bible Adventure for 4's, 5's & K-**

*(Show the review 1CO01ECGF1 picture of Paul writing the letter.)* Paul is almost finished with his first letter to the Corinthians. Sosthenes has been writing down the words for Paul as his secretary.

*(Show the review 1CO01ECGF7 picture of arguing Corinthians.)* Let's remember what Paul has been telling the Corinthians. This will be a review for most of you, so you can help me remember. Paul needed to correct the Corinthians' wrong attitudes. What were the Corinthians arguing and fighting about *(who was the best teacher to follow—Paul, Apollos, Peter, or Jesus)?*

*(Show the review 1CO02ECGF1 picture of God's wisdom versus men's wisdom.)* Paul said, "Stop arguing. Agree with each other that God's wisdom is found in God's words. Men's wisdom is not as wise as God's, so don't listen to men's wisdom when it does not come from God's Word."

*(Show the review 1CO03ECGF6 picture of the growing Christian.)* Paul had another correction for the Corinthians. A few of them were not honoring God with their bodies, and no one was making these church members stop sinning. Paul said, "Honor God with your bodies." The Bible and the Holy Spirit help a person grow up to serve others faithfully, not just think about themselves and only what they want.

(Show the review 1CO06ECGF2 picture of children with stricken consciences.) God gives each person a conscience that lets him know when he has disobeyed one of God's rules. He feels bad inside. Paul said, "God wants us to keep our own conscience clean, but also to help other Christians keep their consciences clean. We should not do anything that hurts another Christian's faith.

(Show the review 1CO07ECGF1 picture of complaining Israelites.) "Our consciences will not be clean if we complain like the Israelites did in the wilderness. They complained about the way God was taking care of them when they were tired of eating the same manna every day." Paul said, "Be careful that your unthankful attitude does not lead you or other people into sin. Keep your conscience clean."

(Show the review 1CO08ECGF2 picture of the family in the car.) Paul said, "I need to correct the way you are behaving in church. God has a good plan for keeping everyone orderly and happy. The head of every man is Christ, and the head of the woman is man. Each person in the family is happiest when they obey the person in charge of them."

(Show the review 1CO09ECGF4 picture of the spiritual gifts being used.) The Holy Spirit gives each person in Jesus' church family a spiritual gift. We learned about three of those spiritual gifts in First Corinthians—the spiritual gift of teaching, the spiritual gift of giving, and the spiritual gift of helping.

When each person lovingly uses the spiritual gift God has given him in the church family, everyone grows stronger. Paul said, "Do everything in love. Don't do anything that hurts another Christian."

(Show the review 1CO10ECGF2 picture of Jesus going up to heaven.) The last correction Paul had for the Corinthians was about resurrection. He said, "Some of you are saying there will be no resurrection of our bodies after we die. That is not true. In the same way that Jesus had a resurrection body after He came back to life, we will, too. We will live in our resurrection bodies in heaven with Jesus forever."

Paul was finishing his letter. He said, "I'm going to come visit you in Corinth to see if you have made the corrections I am writing to you. When I arrive, I'd like to pick up the offering you have taken for the poor people in Jerusalem. They are very poor right now. (Pull coins from a money bag or from your pocket and lay them in front of you.) The best way for your church families to help the poor families in Jerusalem is by bringing a little money each Sunday to church. Then we will send someone with the money to Jerusalem."

This is the way God wants us to give to His church family work, too. Each week we take part of our money and give it to the church so that there will always be money for God's work. (Put the money in a container designated as an offering basket.) The amount we give depends on how much God has given us. Some people give less money and some give more because God has blessed them with more.

(Take a letter from your pocket, sign it, fold it up, and put it in an envelope.) Paul signed his name on his letter, and the letter was taken to the Corinthians. It has been good to learn the things that God wanted the Corinthian Christians to correct so that we can know and obey, too.

**Prayer:** Dear God, thank You for the book of First Corinthians in the Bible that gives the corrections You wanted for the Corinthians and for us, too. Help us do everything in love so that people will know how very special it is to be part of Your church family. In Jesus' name I pray, amen.

### Aim Questions

#### Aim Questions for 2's & 3's:

1. Who wrote the letter to the Corinthians to correct their wrong attitudes? (Paul.)
2. Who helps us grow up and serve others in the church family? (Holy Spirit, Jesus.)
3. Who did Paul want to visit and collect money from to help the poor Christians in Jerusalem? (Corinthian Christians.)

#### Aim Questions for 4's & 5's:

1. Who wrote the letter to the Corinthians to correct their wrong attitudes? (Paul.)
2. What were the things that the Corinthians needed to correct? (Arguing, not honoring God with their bodies, the wrong idea about resurrection bodies.)
3. What did Paul tell the Corinthians to do? (Say the Memory Verses.)



#### Look:

**Aim Questions:** Before class, tape the questions under the seats of the story circle chairs. When it is time to ask the questions, have the children all check under their chairs. Those who have the questions can bring them up one at a time for the teacher to read.

**Transition Idea:** Cup one hand and pretend to hold seeds in it. Use the other hand to cast the seeds as you walk. While you are casting, say, "Jesus is Lord. We are spreading the seeds of the gospel just as Paul did."

- 
- Snack Suggestion:** Serve round, flat bread pieces and call it manna. If someone says they already had it, remind them not to complain about what has been provided for them. The Israelites ate manna for forty years while they traveled in the desert.
  - Paul Puppet: (1CO11ECGF1)** Copy the GF1 page on cardstock paper and cut the pictures of Paul apart. Give one Paul picture to each child to tape to a tongue depressor. Let the children pretend to take Paul to Corinth to preach the gospel of Jesus Christ ("Jesus is alive"). Let the Paul puppet say, "Stop arguing and start agreeing" (and other corrections the Corinthians needed).
  - "Giving to the Poor" Activity Page: (1CO11ECGF2 and 1CO11ECGF3)** Give each child a GF2 and half of the money on the GF3 page. As the children are tearing out the GF3 coins to glue onto their GF2 page (or you could have cut them out ahead of time), talk about Paul's instructions for giving money to the church for needy people.
  - "Going to Jerusalem" Activity Page: (1CO11ECGF4 and 1CO11ECGF5)** Paul wanted to take the offering from Corinth to Jerusalem for the poor Christians there. Copy the GF5 page on cardstock and give each child two pictures (one of two men that are going toward Jerusalem and the other of two men walking away). A penny could be glued or taped on the money bag of the men going toward Jerusalem and none on the empty bag after leaving the offering in Jerusalem. The children can "walk" their men on the road to Jerusalem as they sing the following words to the tune of "Mulberry Bush."
    - This is the way we take our coins, take our coins, take our coins.
    - This is the way we take our coins to Jerusalem.As the men return to Corinth, sing:
    - This is the way we leave our coins, leave our coins, leave our coins.
    - This is the way we leave our coins in Jerusalem.
  - Obstacle Course:** Set up an obstacle course around the outside edge of the room or, if possible, outdoors. Choose things the participants must go over, under, step in and out of, go through and jump from one to another. Repeat the course going backward if time allows. "God wants us to use our bodies to serve other people in God's church family. When the body of believers works well together, then they can be orderly and happy. Faithfully finishing the obstacle course using all parts of our body gets the job done. Be careful not to stumble along the way or to make anyone else stumble as they go through the course."
  - "Here Is the Church" Finger Play:**
    - Here is the church, *(Fold hands, fingers inside.)*
    - And here is the steeple, *(Index fingers up.)*
    - Open the doors, *(Thumbs apart.)*
    - And see all the people. *(Wiggle inside fingers.)*
    - Close the doors *(Thumbs together.)*
    - And hear them pray, *(Hands to ear.)*
    - Open the doors, *(Thumbs apart.)*
    - And they all walk away. *(Fingers walk away.)*
  - Memory Verse Review:** *(tune: "London Bridge")*
    - Do you know the Bible verse, Bible verse, Bible verse?
    - Do you know the Bible verse? Do you (several children's names)?
    - Assist the children in singing or saying the Memory Verse (with some prompting since you will be doing all five of the First Corinthians verses).
  - Follow the Leader:** With a child as leader of the class, the others hold onto the waist of the child in front of them. The leader does an action (squat, skip, jump, walk bent over, shake head, nod, scratch back, rub tummy, pretend to serve [pick something up and hand it or put hand in pocket and pretend to give] and the other children follow. Talk about Jesus as the leader we follow throughout our day. Talk about Jesus as leader of the family with dads, moms and children. He is our leader to help us not argue and complain. He is our leader to help us serve others faithfully with our bodies and not to just serve ourselves.

---

**Chant:** Develop a rhythm as you chant the following verses. Clap hands, slap legs, alternate those two actions, sit on floor and clap the floor or use rhythm sticks after the children are familiar with the words. Add other verses you think are appropriate.  
We are happy not mad, happy not mad, happy not mad. It says so in the Bible.  
*(The Corinthians needed to be reminded not to argue and fight about which teacher they followed.)*  
It's for you and not me, you and not me, you and not me. It says so in the Bible.  
*(We need to be reminded to serve others faithfully and not just think of ourselves.)*  
We are thankful not complaining, thankful not complaining, thankful not complaining. It says so in the Bible.  
*(The Corinthians weren't thankful and that made other people around them unthankful, too.)*  
We want to give not get, give not get, give not get. It says so in the Bible.  
*(Sometimes people just think of themselves and what they can have rather than giving to the church so it can help others.)*

**"Feel-It" Center:** Place some items that represent what we have learned about the Corinthians (a pen for Paul writing, heart shaped-cookie cutter for the heart change that comes when we follow Jesus and for the verse "Do everything in love," a Bible for the book we are learning about, wooden cross for Jesus dying for our sins, batting for heaven where we will meet Jesus with our resurrection bodies, a stuffed glove to represent the parts of our body that we use to serve others and honor God, etc.) under a thick or dark-colored cloth or blanket. Let children take turns feeling the items and whispering to you what they think they felt. Ask them how this relates to what they learned about the Corinthians. For older children, put in a few "foolers" (something unrelated like a stuffed animal, toy, baseball cap) for them to identify also.

**Action Review Song:** Place reminder pictures on the floor in the center of a circle of standing children. Sing the following words to the tune of "Ring Around the Rosie:"  
Children round the circle. Children round the circle.  
Remembering, remembering, we all sit down.  
While seated, ask a child to tell something he remembers about the book of 1 Corinthians or to say one of the Memory Verses.

### Songs:

**1 Corinthians 1:10 Memory Verse Song** (tune: "We Wish You a Merry Christmas")  
Agree wi-ith one another  
So that the-ere may be no-o  
Divisio-ions a-among you.  
First C'rinthians one, ten.

② **1 Corinthians 1:10 Memory Verse Song** (tune: "We Wish You a Merry Christmas")  
Agree wi-ith one another  
Agree wi-ith one another  
Agree wi-ith one another  
First C'rinthians one, ten.

**1 Corinthians 6:20 Memory Verse Song:** (tune: "On Top of Old Smokey")  
You were bought at a pri-ice.  
Therefore, ho-onor God.  
Honor God with your body.  
First Corinthians six, twenty.

**1 Corinthians 8:9 Memory Verse Song** (tune: "Pop Goes the Weasel")  
First Corinthia-ans eight, nine.  
"Be careful that your freedom  
Does not become a stumbling block."  
First Corinthians eight, nine.

**1 Corinthians 11:3 Memory Verse Song** (tune: "I'm a Little Teapot")  
The-e head of every man is Christ,  
And the head of the woman is man.  
First Corinthians eleven, three.  
Yes, First Corinthians eleven, three.

**1 Corinthians 16:14 Memory Verse Song** (tune: "Row, Row, Row Your Boat")

Do ev'rything in love.  
First Cor-in-thi-ans  
Chapter sixteen, verse fourteen.  
Everything in love.

**This Is My Commandment**

This is My commandment that you love one another,  
That your joy may be full.  
This is My commandment that you love one another,  
That your joy may be full.  
That your joy may be full, that your joy may be full.  
This is My commandment that you love one another,  
That your joy may be full.










**Took:**

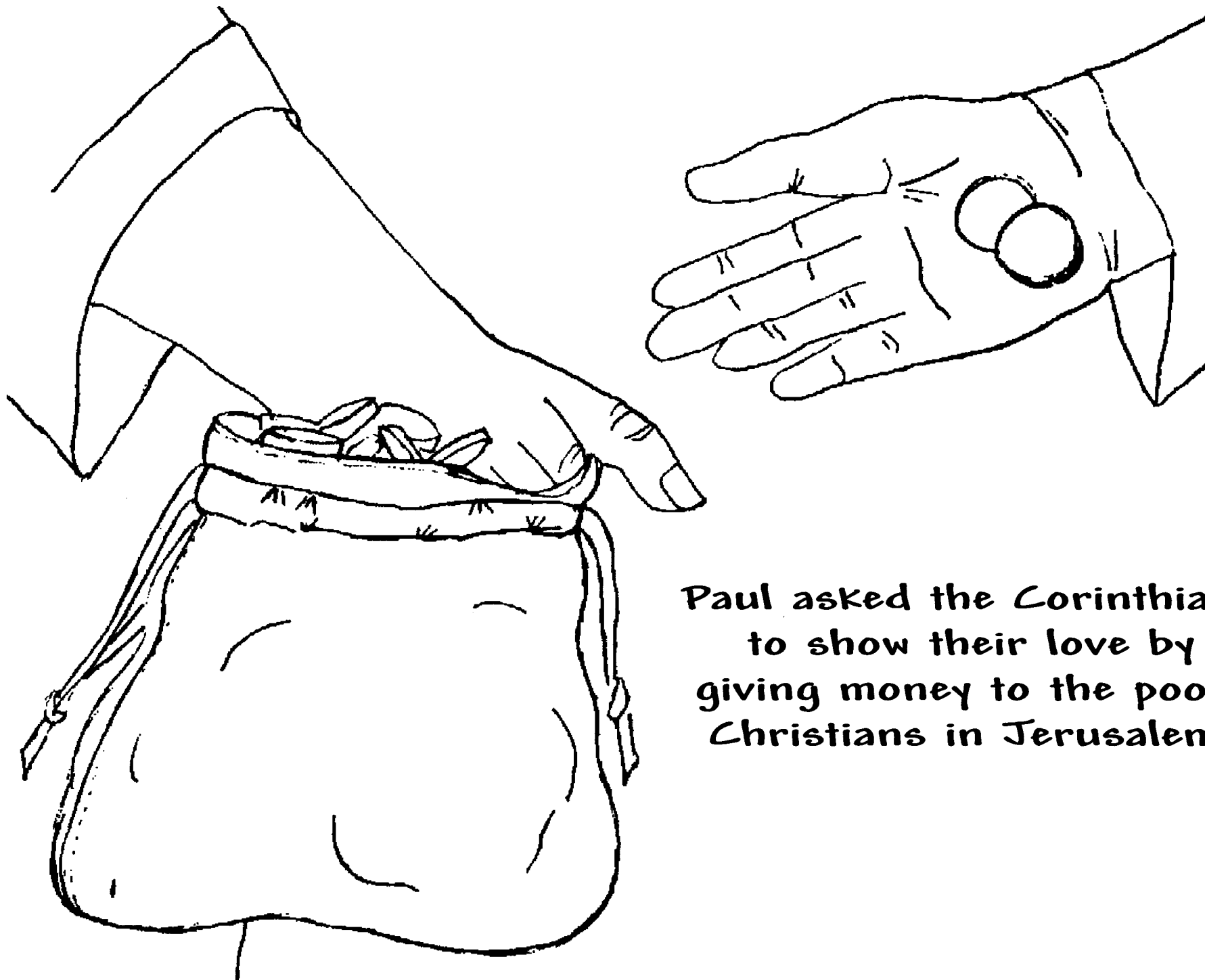
**Paper Plate Money Bag: (1CO11ECGF3 and 1CO11ECGF6)** Cut a paper plate in half. With the round sides together, punch holes around the outside, rounded edge. Give each child a long piece of yarn with one end dipped in melted wax or wrapped with tape. Lace the yarn through the holes to make a bag. Add more yarn tied through holes punched on the straight edges of the plate for the strap. Let the children cut out GF3 paper coins to put in the bag. Color the outside of the bag and decorate by gluing on GF6 memory verses and other stickers. "Paul reminded the Corinthians to share their money with the poor Christians in Jerusalem so that they would have money to do God's work. We can do the same for our church. Collect pennies in this bag all week and bring it to share next Sunday morning."

**Giving Activity:** Show the class a piggy bank. Line the children up shoulder to shoulder and, starting at one end, pass coins down the line. The last person puts the coin in the bank. "In today's Bible Adventure we learned that the Corinthians had collected money to send to the poor Christians in Jerusalem." Sing your favorite Memory Verse Song as you are working passing coins.






**Preschool Page for Parents: (1CO11ECPPT)** Send a page home with each child, encouraging parents to reinforce the Bible truths at home. Spend a few minutes before the children go home creatively reviewing the Memory Verse Song.


# Paul Puppet













**Paul asked the Corinthians  
to show their love by  
giving money to the poor  
Christians in Jerusalem.**





Paul collected an offering at Corinth to take to Jerusalem.



1 Corinthians 1:10 Memory Verse Song

(tune: "We Wish You a Merry Christmas")

Agree wi-ith one another  
Agree wi-ith one another  
Agree wi-ith one another  
First C'rinthians one, ten.

1 Corinthians 1:10 Memory Verse Song

(tune: "We Wish You a Merry Christmas")

Agree wi-ith one another  
Agree wi-ith one another  
Agree wi-ith one another  
First C'rinthians one, ten.

1 Corinthians 1:10 Memory Verse Song

(tune: "We Wish You a Merry Christmas")

Agree wi-ith one another  
Agree wi-ith one another  
Agree wi-ith one another  
First C'rinthians one, ten.

1 Corinthians 6:20 Memory Verse Song:

(tune: "On Top of Old Smokey")

You were bought at a pri-ice.  
Therefore, ho-onor God.  
Honor God with your body.  
First Corinthians six, twenty.

1 Corinthians 6:20 Memory Verse Song:

(tune: "On Top of Old Smokey")

You were bought at a pri-ice.  
Therefore, ho-onor God.  
Honor God with your body.  
First Corinthians six, twenty.

1 Corinthians 6:20 Memory Verse Song:

(tune: "On Top of Old Smokey")

You were bought at a pri-ice.  
Therefore, ho-onor God.  
Honor God with your body.  
First Corinthians six, twenty.

1 Corinthians 8:9 Memory Verse Song

(tune: "Pop Goes the Weasel")

First Corinthia-ans eight, nine.  
"Be careful that your freedom  
Does not become a stumbling block."  
First Corinthians eight, nine.

1 Corinthians 8:9 Memory Verse Song

(tune: "Pop Goes the Weasel")

First Corinthia-ans eight, nine.  
"Be careful that your freedom  
Does not become a stumbling block."  
First Corinthians eight, nine.

1 Corinthians 8:9 Memory Verse Song

(tune: "Pop Goes the Weasel")

First Corinthia-ans eight, nine.  
"Be careful that your freedom  
Does not become a stumbling block."  
First Corinthians eight, nine.

1 Corinthians 11:3 Memory Verse Song

(tune: "I'm a Little Teapot")

The-e head of every man is Christ,  
And the head of the woman is man.  
First Corinthians eleven, three.  
Yes, First Corinthians eleven, three.

1 Corinthians 11:3 Memory Verse Song

(tune: "I'm a Little Teapot")

The-e head of every man is Christ,  
And the head of the woman is man.  
First Corinthians eleven, three.  
Yes, First Corinthians eleven, three.

1 Corinthians 11:3 Memory Verse Song

(tune: "I'm a Little Teapot")

The-e head of every man is Christ,  
And the head of the woman is man.  
First Corinthians eleven, three.  
Yes, First Corinthians eleven, three.

1 Corinthians 16:14 Memory Verse Song

(tune: "Row, Row, Row Your Boat")

Do ev'rything in love.  
First Cor-in-thi-ans  
Chapter sixteen, verse fourteen.  
Everything in love.

1 Corinthians 16:14 Memory Verse Song

(tune: "Row, Row, Row Your Boat")

Do ev'rything in love.  
First Cor-in-thi-ans  
Chapter sixteen, verse fourteen.  
Everything in love.

1 Corinthians 16:14 Memory Verse Song


(tune: "Row, Row, Row Your Boat")

Do ev'rything in love.  
First Cor-in-thi-ans  
Chapter sixteen, verse fourteen.  
Everything in love.

# Preschool Page for Parents

Extended Bible School Training in the Home

June 16, 2002  
First Corinthians Chapter 16 and Review



## This is what I learned today!

Paul finished his first letter to the Corinthians. He wrote to correct some of the wrong attitudes in the Corinthian church. They were to stop arguing and fighting about who was the best teacher to follow. They were to agree with each other that God's wisdom comes from God's words. The Bible and the Holy Spirit help people to serve others faithfully in God's church family. God has a plan for keeping everyone orderly and happy in His family. When each person lovingly uses the spiritual gift God has given him, everyone grows stronger. Paul planned to visit the Corinthians and collect money for the poor Christians in Jerusalem. God wants us to give to His church family work, too. It has been good to learn the things that God wanted the Corinthians to correct so that we can obey, too.

## 1 Corinthian Verses

1 Corinthians 1:10: Agree with one another so that there may be no divisions among you.


1 Corinthians 6:20: You were bought at a price. Therefore, honor God with your body.

1 Corinthians 8:9: Be careful that your freedom does not become a stumbling block.

1 Corinthians 11:3: The head of every man is Christ, and the head of the woman is man.

1 Corinthians 16:14: Do everything in love.

## Paul's Letter of correction ends with love




Your child may have brought home a coin bag to remind them that God wants His children to set aside a portion of money each week for God's work in the church. If you have not already done so, begin teaching your child to save a percentage of money he receives for an offering to God. Cut out the picture on this page and glue or tape it to a container (jar, small milk carton, small basket) that will be used for coins your child saves. This concept of giving will be reinforced in the book of 2 Corinthians.

Sing the following words to the tune of "A-Hunting We Will Go" as you put a few coins in "God's Offering" container:

We save our coins for God. We save our coins for God.  
Every week so cheerfully, we save our coins for God.

On Sunday mornings, sing the following words as your child takes his offering to church:  
We bring our coins to God. We bring our coins to God.  
Every week so cheerfully, we bring our coins to God.





Paul began his letter by asking the Corinthians to agree with one another.  
He ended the letter by asking them to do everything in love.