

Materials I Need:

Key for symbols:

- This symbol represents ideas that can be used for two-year-olds through kindergarten. Please remember to slow way down for two-year-olds and keep the pace moving for five-year-olds.
- ② This symbol represents ideas that can be used for two- and three-year-olds.
- ④ This symbol represents ideas that are best used for four-year-olds through kindergarten.

Memory Verse:

1 Corinthians 11:3: The head of every man is Christ, and the head of the woman is man.

Hook:

- Teacher Tip:** It is important to lay out your lesson plan early in the week. Take the time to carefully read the whole lesson. Choose what projects you want to do and know what materials will be needed. Highlight with a marking pen which ideas you want to use from the curriculum and your eye will go there automatically the rest of the week as you prepare in your heart and mind for the lesson.
- Using Only Feet to Throw:** Provide several foam balls and a box or dishpan for a target. Have the children take off their shoes if it is feasible. Sitting on the floor and using only their feet, they must pick up the ball and throw or push it into the target. Talk about easier ways to get the balls to the target. Is it hard to use only your feet? "In today's Bible Adventure, Paul writes that all the people in Jesus' family are called the body of Christ. Each person is part of that body. We also have different body parts with different jobs to do. They all work together to help the body live and work right."
- The Body of Christ Center: (1CO09ECGF5)** Draw the shape of a body at least three feet tall on butcher paper. Glue a GF5 picture of Jesus on the head. Give the children pictures of people from catalogues and magazines to paste onto the other parts of the body. "God's church is made up of many different people. They all work together by loving and serving each other. They make up the body of Christ."
- Giving Center:** Provide five or six age-appropriate puzzles for the children. Place a bank in the center of the table. Tell each child he will receive a penny (or larger coin) for the bank each time he completes a puzzle. Let the child put the money in the bank in the center of the table to be sent to a missionary family. "One of the gifts of the Holy Spirit is giving. We will earn some money to send to those who are in need in other parts of the world. We'll send our money to the _____ family. They are working hard to teach others about Jesus." Send the money to the missionary family through the church office.
- Serving Others Center:** The object of this center is to work together to serve the others in the classroom. Have the children help prepare the morning snack. Bring in some hand washing water and towels or hand wipes, a vinyl tablecloth, fresh fruit, a large bowl and spoon, and plastic knives. Have the children cut up the fruit and put it into the bowl. Some fruit suggestions are bananas, peaches or nectarines, strawberries, grapes, cantaloupe, etc. "In today's Bible Adventure, Paul wrote the Corinthians that God wants His children to work together. We each have an important job to do for the body of Christ (or the other people in our Bible class)."

-
- Let's Exercise Our Bodies:** "We need to exercise our bodies to get them ready to work together with others and to show love to others." Play music and do toe touches, stretches, sit ups, run in place, jumping jacks, etc.
 - A Body Works Together:** Demonstrate how a body works to accomplish a task like shooting a basket. The eyes see the basket; the feet get ready to jump; the hands hold the ball; the arms push the ball, etc. Allow the children to try shooting a basket using their whole body. Then "remove" one body part to see how it affects performance at accomplishing the task. For example, blindfold a child, shoot with one hand behind the back, or shoot standing on one foot. "When one part of the body of Christ is not using his spiritual gift, it hurts the whole body."
 - "God's Children Serving Together" Puppets: (1CO09ECGF1)** Materials needed: GF1 boy and girl cut out, crayons, tape and glue, yarn, fabric, long sticks to tape the puppet on. Help the children decorate both of their puppet bodies, then tape one to a stick. Glue the second puppet child back-to-back to the first puppet child. As the children work, talk about the body parts of the children that all work together. "God calls His church family a body, and Jesus is the Head of the body." Use these puppets later in the morning to review the Memory Verse.
 - Review:** Choose a **Look** from last week that could serve as a review activity. Remind the children that last week Paul was teaching the Corinthians about who was in charge over them. Suggestion: Place several ladders printed on card stock paper on the table, along with several pictures of God, Jesus, Dad, Mom, and children. Let the children place the pictures on the appropriate rungs on the ladder. Talk about how this ladder of authority works, like who they obey (*daddy, mommy, Jesus, God*); who mommy listens to (*daddy, Jesus*); who daddy is in charge of (*mommy, children*).
 - Mother May I?** "God has an order for who is in charge, and He says that daddies and mommies are in charge of their children. This means that children should obey their parents. I will tell you something to do and you must say, 'Mother, may I?' before you do it. If you don't, you will have to sit down." Give the children commands like jump up, scratch your head, shake hands with two people, hop on one foot, hug a friend, or love your friends with a group hug. Give commands slowly and then more quickly and see how hard it gets!
 - Action Review:** Head, shoulders, knees, toes, ankles, legs, neck and nose. All belong to Jesus (or work together for Jesus). Standing with sufficient space between them, have the children walk down and back up their bodies as you mention parts to touch.
 - Action Game:** To the tune of "Mulberry Bush":
Working together with our friends, with our friends, with our friends. (*Circle together holding hands.*)
Working together with our friends. That's what it's all about! (*Say loudly and raise hands in air.*)

Stirring cookies and washing the car, washing the car, washing the car. (*Substitute various pairs of actions.*)
Stirring cookies and washing the car. Everyone does his part!
 - Play Dough:** Roll out play dough and cut with heart-shaped cookie cutters. Talk about ways we can show love for others like obeying our parents, helping our little brother or sister, taking cookies to a sick friend, saying kind words, not getting angry, not hitting, letting someone else get a drink at the drinking fountain before you, taking food to our grandma and grandpa, letting your friend have the first turn on a swing, being kind to everyone.
 - Occupational Hat Center:** Bring in different types of hats that represent different occupations. Some suggestions might include military cap, hard hat, fireman's hat, police hat, pilot's hat, etc. Ask what kind of work each person does after identifying who wears the hat. "All of these hats represent a job that someone does. There are also jobs in the church that the members of God's family do, but they don't wear hats most of the time. They do the work. Some are builders; some people watch the hallways so we can be safe; some people answer phones; some teach; and some preach. All of these people are using their spiritual gifts to serve others in God's family." Review how different people serve in different ways.



Book:

Presentation Ideas -

Color the **1CO09ECGF1** and **1CO09ECGF2** pictures and glue them onto colored construction paper. Show these pictures as you tell the Bible Adventure. Save them for review in future lessons.

"My Body, Strong and Good" Finger Play:

I have two eyes that wink and blink. (*Flutter eye lashes.*)
I have a mind to make me think. (*Point to head.*)
I have two hands that clap for fun. (*Clap.*)
I have two feet that jump and run. (*Lift feet off floor.*)
I have two ears to hear a song, (*Cup ear.*)
Two lips to praise Him all day long. (*Point to lips.*)
I have a body strong and good (*Flex arm muscle.*)
To use for Jesus as I should. (*Nod "yes" and point up.*)

Bible Adventure for 2's & 3's-

(*Show the review 1CO06ECGF1 picture.*) Paul told the Corinthians that Jesus was the leader or "head" of His church family. All the people who become Christians are called the "body of Christ." There are many people in Jesus' family, but we all belong to one body and Jesus is the Head. God wants the body of Christ to work well together, loving each other and serving each other.

(*Show the 1CO09ECGF1 picture.*) Paul said that Jesus' church family has many people in it just as our physical body has many parts in it. (*Point to the parts as they are named.*) We have two eyes, two hands, and two feet. Just as the body parts work together, God wants His people to work together. A foot doesn't say, "I'm more important than you, hand." The ear doesn't say, "I'm more important than you, eye." No. (*Shake head "no."*) Every part of the body is important but different and does its own work to help the body live and work right.

(*Show the 1CO09ECGF3 picture.*) Each person in the body of Christ is different. God gives each of His children a spiritual gift to use in different ways. (*Point to the man with the "T."*) People with the spiritual gift of "teaching" can explain the Scriptures in a way that helps people understand what God is saying. His gift of teaching is important, but not more important than other people's gifts.

(*Point to the people with the "H."*) The Holy Spirit gives the spiritual gift of "helping" to other people in the church family. They work in the nursery holding babies or handing out bulletins at the church door.

(*Point to the people with the "G."*) Christians who have the spiritual gift of "giving" help those who are in need. They give money, food, or a place to stay and are blessed in their own hearts when they give.

(*Show the review 1CO01ECGF8 picture.*) The spiritual gifts of teaching, helping, and giving are given by God to serve the body of Christ. When Christians love each other the way God loves, there is order and peace in the church family. God's love is patient and kind. God's love always wants what is best for the other person. God never quits loving. The body of Christ works best together and is happiest when everyone loves each other.

Prayer: Dear God, thank You for loving us and doing what is best for us. Help us love each other and work together to honor You. In Jesus' name I pray, amen.

Bible Adventure for 4's, 5's & K-

(*Show the review 1CO06ECGF1 picture.*) Paul told the Corinthians that Jesus was the Head of His church family and that all Christians are called the "body of Christ." There are many people in Jesus' family, but we all belong to one "body" and Jesus is the Head. God wants the body of Christ to work well together, loving each other and serving each other.

(*Show the 1CO09ECGF1 picture.*) Paul said, "Jesus' church family has many people in it just as our bodies have many parts in it—two eyes, two hands, two feet. Just as the body works together instead of fighting with each other over which is more important, God wants His children to work together.

"A foot doesn't say, 'I'm more important than you, hand.' The ear doesn't say, 'I'm more important than you, eye.' No. Every part of the body is important and does its own work to help the body live and work right."

(*Show the 1CO09ECGF2 picture.*) In Paul's letter to the Corinthians he wrote, "Not everyone does the same kind of work in the church family. Each person is different, but each person has an important part in the body.

(Show the 1CO09ECGF3 picture.) “God gives each of His children a spiritual gift to use in different ways. There are many different kinds of spiritual gifts, but only one Holy Spirit who gives the gifts. There are many different ways of using the spiritual gifts that God gives His children, but the Holy Spirit decides who gets which spiritual gift.”

(Point to the man with the “T.”) Paul said, “The Holy Spirit gives the spiritual gift of ‘teaching’ to a few people in the church. The ones with the spiritual gift of teaching can explain the Scriptures in a way that helps people understand what God is saying.”

(Point to the people with the “H.”) Paul said, “The Holy Spirit gives the spiritual gift of ‘helping’ to other people in the church family.” The “H” on these people stands for “helping.” These people really like to help in any way they can. It can be helping in the nursery holding babies; it can be handing out bulletins at the church door; it can be pushing someone in a wheelchair.

(Point to the people with the “G.”) The Holy Spirit gives some people the spiritual gift of “giving.” This letter “G” stands for “giving.” The Christians who have the spiritual gift of “giving” know that there are people who need food and a place to stay, and they are blessed in their own hearts when they give.

(Show the 1CO09ECGF4 picture.) Paul said, “There are many parts to the church body; and when each part loves the other, everyone is blessed. If one person doesn’t love the other, the church body doesn’t work right. Even if a person with the spiritual gift of giving were to give all his money—every last penny—to feed the poor, but he didn’t love the people who live right around him, then his giving would be worthless. Even if a person with the spiritual gift of teaching could teach the Bible so well that everyone loved to learn about God, but he didn’t love the people in his family, his teaching would be just like a bunch of noise to God. He might as well beat on pots and pans with a spoon because that’s what it would sound like to God.”

(Show the review 1CO01ECGF7 picture.) Paul said, “Even if a person follows the best teachers and knows all about the Scriptures, but he doesn’t love the other people in the church family, God is not pleased. Arguing and fighting show that people don’t love each other the way God loves them.

(Show the review 1CO01ECGF8 picture.) “God’s love is kind and not selfish or rude. God’s love doesn’t get mad and try to hurt the other person. God’s love always wants what is best for the other person. God’s love never quits because God never quits loving. When each Christian loves each other the way God loves, there is order and peace in the church family. The body of Christ—Christians who belong to Jesus—work together and are happy when they love each other.”

Prayer: Dear God, thank You for loving us and doing what is best for us. Help us love each other and work together to honor You. In Jesus’ name I pray, amen.

Aim Questions

Aim Questions for 2’s & 3’s:

1. **Who is the Head or leader of the church family?** (*Jesus.*)
2. **Name one of the spiritual gifts the Holy Spirit gives to serve others in the church family.** (*Teaching, helping, giving.*) **Name two others.**
3. **When do the Christians in the body of Christ work best together and are the happiest?** (*When everyone loves each other.*)

Aim Questions for 4’s & 5’s:

1. **Who is the Head or leader of the church family?** (*Jesus.*)
2. **What are three of the spiritual gifts that the Holy Spirit gives to the people in Jesus’ church family?** (*Teaching, helping, giving.*)
3. **When do the Christians in the body of Christ work best together and are the happiest?** (*When everyone loves each other.*)
4. **What does God say His love is like?** (*Kind, not rude or selfish, doesn’t hurt another person, wants what is best for the other person.*)



Look:

Aim Questions: Write the Aim Questions on individual cards and give them to a leader sitting behind the story circle. Have him place them in different locations (in a chest shirt pocket, under his shoe, in his hand, under his collar, under his leg, etc.), remembering which body part is hiding the next numbered question. When the time comes to ask for a question, have the children guess different body parts until they find the correct question.

-
- Bible Adventure Aim Questions:** Cut a review 1CO01ECGF8 picture into a puzzle (three to five pieces depending on the ages of the children). Write an Aim Question on the back of each piece. Let the children put the puzzle together after they answer the questions.
 - Snack Suggestion:** Serve the fruit bowl from the **Hook** center. You will need small paper bowls, napkins, and plastic spoons. "We all are happy when everyone works together. Today we all get to eat what we worked together to prepare."
 - Snack Conversation:** Talk about ways we can love each other (kind words, hugs for dad and mom, sharing a bedroom with a brother, letting little sister go first, helping take cookies to Grandma, etc.) while eating bread cut with a heart shaped cookie cutter. Squirt honey on the bread, if desired.
 - Transition Idea:** Figure out a way to move from one area to another without using your feet! (Crawl keeping your feet off the floor, scoot on bottoms while holding your feet up.)
 - Boy and Girl Picture: (1CO09ECGF1)** Give each child a GF1 picture of a boy and girl and crayons to draw with. Start at the head (boys draw from the boy's head, girls from the girl's head) and have them draw a line from the head to the hand. Go around the room and help those who need it. Continue drawing to different parts of the body. After naming four or five body parts to draw their lines to, tell them that the body of Christ also includes other people. Now have the children draw their line to a body part on the other person in the picture. (Girl's elbow to boy's head.) Continue crossing back and forth between the two children. The finished paper will show lots of lines and how everything works together in the body of Christ.
 - Gifts from the Holy Spirit: (1CO09ECGF3)** Show the children how to draw a line from the Holy Spirit to the heart of each of the Corinthian church members on the GF3 page. Talk about how each spiritual gift is given by the Holy Spirit. See if the children can tell you what the G, T, and H letters stand for (spiritual gifts of giving, teaching, and helping). Ask them if they get any clues from the items that are in the hands of the people. Let the children glue a penny on the money bag and a scroll (tiny rolled-up paper) on the teacher's hand.
 - Activity Page Comes to Life: (1CO09ECGF4 and 1CO09ECGF6)** Materials needed: Brad paper fasteners, glue sticks, crayons, fabric, Bible stickers. Give each child a GF4 page and attach the GF6 moving pieces (arms with money bags and broom) with brad paper fasteners. Let the children glue fabric to the people's clothing and a Bible sticker to the man with the spiritual gift of teaching. Talk with the children about three of the spiritual gifts (giving, helping, teaching) the Holy Spirit gives to those who belong to Jesus.
 - "Body of Christ" Headband: (1CO09ECGF7 and 1CO09ECGF8)** Materials needed: Copy the GF7 picture of Jesus and the "body" of Christ on card stock paper to make a head band, one pipe cleaner per child, hole-punch, sparkles, crayons, glue sticks. All children: The children can decorate their headbands by gluing sparkles on the people. As the children are working, talk about how Paul told the Corinthians that Jesus is the Head of His church family and Christians are called the "body of Christ." He wants us to work together, loving each other and serving one another. Punch a hole in both ends of the headband and hook the end of a pipe cleaner through one end. Measure the headband around the child's head and then hook the other end of the pipe cleaner through the hole at the other end of the headband. Older children: The children can cut out two or three additional GF8 people to decorate and glue over the people on their headbands.
 - "Hide and Go Seek Letters" Game: (1CO09ECGF9)** Materials needed: Four large letters each of T, H, G cut out of poster board or card stock. These letters represent the spiritual gifts the children learned about today (teaching, helping, giving). Hide the letters around the room and let the children go seek them. When a child finds a letter, have him bring it to the circle and sit down. When all the letters have been found, have the rest of the children sit in the circle. Begin by asking the children to hold up their letters. Call on them individually to tell what letter they found and what gift it stands for. Can they give an example of that particular gift? How would someone HELP? How would someone GIVE? How would someone TEACH? Continue the game until all children have had a time to share or as time allows.

"Do You Know Your Body Parts?" Game: Have the children spread out over an open area. Call out different parts of their bodies and have them touch them with their hands. Next move around the room going forward, backward, sideways, skipping, galloping, hopping, etc. When the teacher calls out a body part, the class stops moving and touches that part of their body with their hands. Finally, make the game more difficult by asking them to touch one part of their body to another when they stop moving. Some suggestions could be elbows to knees, hands to tummy, knees to chest, head to foot, etc.

"Head and Shoulders" Activity: Point to the body parts as the class is singing. Repeat, leaving out the words to the different body parts each time. A hum can be used instead of the word. The last verse will only be hums as you touch each part.
Head and shoulders, knees and toes, knees and toes,
Head and shoulders, knees and toes, knees and toes,
Eyes and ears and mouth and nose,
Head and shoulder, knees and toes, knees and toes.

Put Unloving Acts in the Trash: Let the children decorate a box with sad faces and another with happy faces. Place several of the following suggestions written on pieces of paper in a basket or bag for the children to pull out, bring to you to read, and then place in the appropriate box.

Say with anger, "That's mine!"

"Here, let me help you."

Take cookies to the neighbor.

Share a toy.

Disobey my parents.

Help wash the car.

Help rake the yard.

Pick up toys when asked.

Cry if I don't get to play with my car.

Let a friend use the swing first.

Help a neighbor take out the garbage.

Grab a toy from someone else.

Feed a neighbor's cat.

Share food with someone who needs it.

Help push a wheelchair.

Hit my brother or sister.

Play a game with a friend in a wheelchair.

Take a book to a sick friend.

Throw a tantrum.

Share your clothes with someone who needs them.

Action Song: (*tune: "Ring Around the Rosie"*)

Loving other Christians, loving other Christians (*March in place, arms swinging at side*)

Hugging, hugging, that's what we do. (*Replace "hugging" with sharing, giving, or helping.*)

Relay Fun: Divide children in two teams and line them up along one side of the room. Place items on two chairs or tables opposite them, one for each team. Items should have to do with teaching, helping, or giving. Place several pieces of paper in a sack with an "H," "T," or "G" on them or pictures that represent the three gifts. If they pull out a "T" or a picture of a teacher, they go to the table and find an item for teaching before returning to the end of their team. If they pull out an "H," they go to the table and find an item for helping before returning to the end of their team. Pulling out a "G" would mean they go to the table and find an item on giving. Explain that the Holy Spirit helps each of us do different things that are helpful and kind.

Loving Bean Bag Game: Each child receives a bean bag and places it on his head. He keeps it balanced there while moving to music. If it falls off, then he freezes and another child must pick it up and hand it to him without dropping his own beanbag. If he drops his also, they are both frozen in place. Occasionally stop the music and have all the children freeze and balance the bean bags on something else, like one finger in the air.

Songs:

1 Corinthians 11:3 Memory Verse Song (tune: "I'm a Little Teapot")

The-e Head of every man is Christ,
And the head of the woman is man.
First Corinthians eleven, three.
Yes, First Corinthians eleven, three.

I'm H-A-P-P-Y (tune: "Farmer in the Dell")

I'm H-A-P-P-Y
I'm H-A-P-P-Y
When I obey Christ as Head,
I'm H-A-P-P-Y!

Oh, Be Careful

1. Oh, be careful little eyes what you see. (Point to eyes.)
Oh, be careful little eyes what you see.
For the Father up above is looking down in love, (Point up. Cup eyes and look down.)
So be careful little eyes what you see. (Point to eyes.)
 2. Oh, be careful little ears what you hear... (Point to ears.)
 3. Oh, be careful little hands what you do... (Shake hands.)
 4. Oh, be careful little feet where you go... (March with feet.)
-



Took:

"Body of Christ" Card: (1CO09ECGF10) Materials needed: sheet of colored paper for each child, markers or crayons, cut out pictures of different people, the GF10 words "All Christians Are Called the 'Body of Christ,'" glue sticks. Fold the sheet of paper in half from bottom to top. Scallop the front edge 2" down from the top. Glue the words "All Christians are called the 'Body of Christ'" on the outside of the scalloped section. Have the children choose several pictures of people and glue them in the card so their faces show above the scalloped edge. Other faces can be glued inside the card. Glue the GF10 words "Love Helps Christians Work Together" on the inside of the card. While the children work, talk about the Holy Spirit giving different spiritual gifts to different people in God's family. Review the spiritual gifts from today's Bible Adventure (teaching, helping, and giving).



"Living Right for Jesus" Calendar: (1CO09ECGF11 and 1CO09ECGF12) Give each child a GF11 calendar and a GF12 strip of hearts to take home. When the children show love and kindness to others during the week, they can glue a heart on the calendar for that day. Ask parents to help supervise this activity at home.

Reviewing the Spiritual Gifts: (1CO09ECGF12, 1CO09ECGF13, and 1CO09ECGF14) Copy the GF13 page on cardstock. Ask the children to color the child in the picture to match what they are wearing today. Attach the GF14 arms with brad paper fasteners. Provide small pieces of cloth (for helping clean), GF14 paper money (for giving), cookies (for showing kindness), and a Bible (for teaching) to glue on the children's hands. Talk about which spiritual gifts the pictures represent. Glue a GF12 red heart on each child because they are showing love for others.

Preschool Page for Parents: (1CO09ECPPP) Send a page home with each child, encouraging parents to reinforce the Bible truths at home. Spend a few minutes before the children go home creatively reviewing the song and memory verse.



When Jesus came back to life, He had a resurrection body.




The disciples watched as Jesus went up to heaven.





Jesus will come back for those who have put their faith in Him.



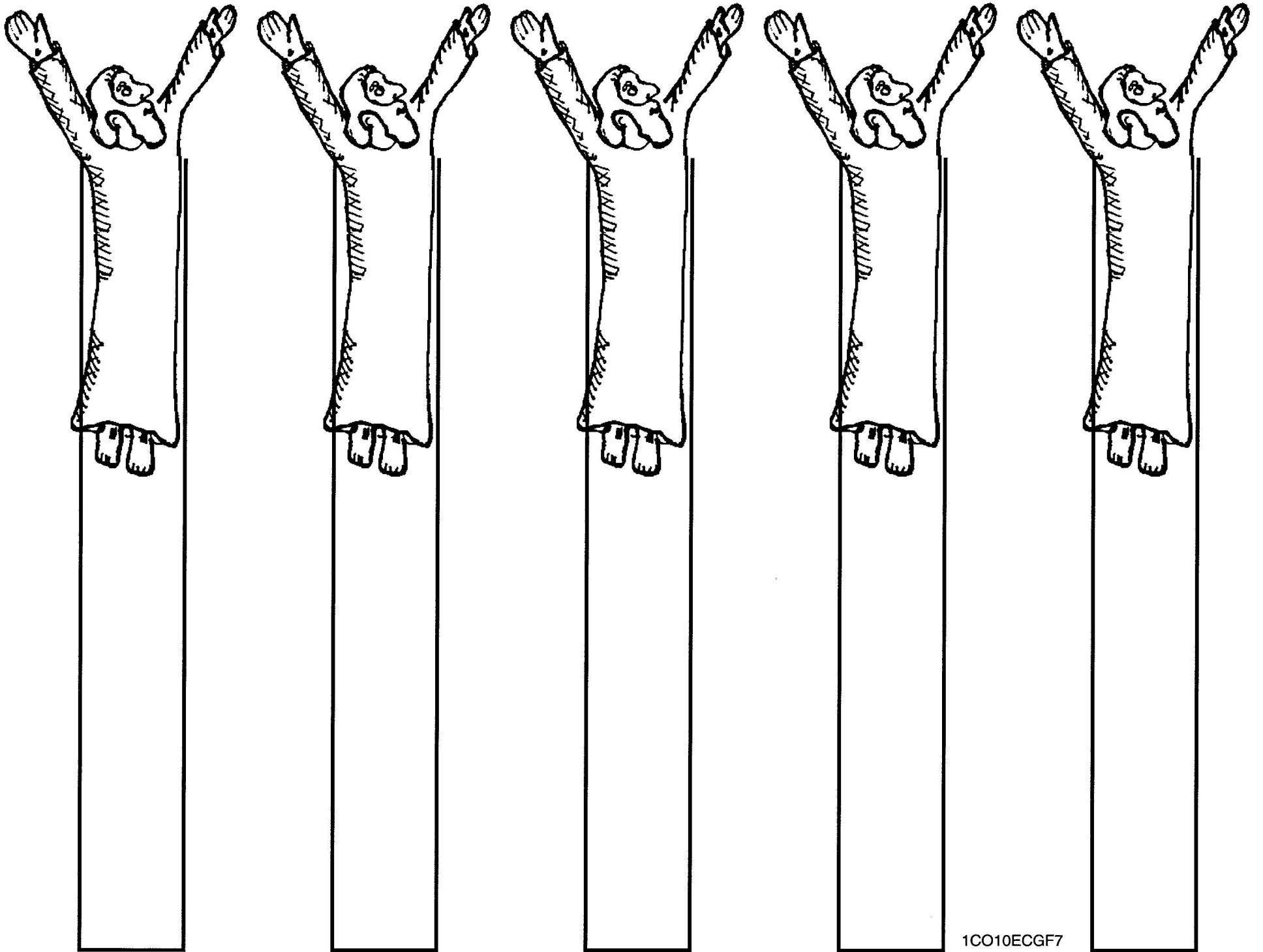
Believers will receive resurrection bodies when Jesus returns.









God wants us to do everything in love.



The disciples watched as Jesus went up to heaven.





Do everything in love.
1 Corinthians 16:14

Do everything in love.
1 Corinthians 16:14

Do everything in love.
1 Corinthians 16:14

Do everything in love.
1 Corinthians 16:14

Do everything in love.
1 Corinthians 16:14

Do everything in love.
1 Corinthians 16:14

Do everything in love.
1 Corinthians 16:14

Do everything in love.
1 Corinthians 16:14

Do everything in love.
1 Corinthians 16:14

Do everything in love.
1 Corinthians 16:14

Do everything in love.
1 Corinthians 16:14

Do everything in love.
1 Corinthians 16:14

Do everything in love.
1 Corinthians 16:14

Do everything in love.
1 Corinthians 16:14

Do everything in love.
1 Corinthians 16:14

Do everything in love.
1 Corinthians 16:14

Do everything in love.
1 Corinthians 16:14

Do everything in love.
1 Corinthians 16:14

Do everything in love.
1 Corinthians 16:14

Do everything in love.
1 Corinthians 16:14

Do everything in love.
1 Corinthians 16:14

Do everything in love.
1 Corinthians 16:14

Do everything in love.
1 Corinthians 16:14

Do everything in love.
1 Corinthians 16:14

Do everything in love.
1 Corinthians 16:14

Do everything in love.
1 Corinthians 16:14

Do everything in love.
1 Corinthians 16:14


Do everything in love.
1 Corinthians 16:14

Do everything in love.
1 Corinthians 16:14

Do everything in love.
1 Corinthians 16:14


What will I take to Heaven?

Color and then cross out the things you will leave behind!



Do everything in love. 1 Corinthians 16:14

June 9, 2002
First Corinthians Chapter 15



This is what I learned today!

Paul had another correction for the Corinthian church. He told them Jesus did not stay dead. Jesus came back to life, and coming back to life is called "resurrection." He showed Himself to the disciples many times and even to large groups of people. He stayed forty days on earth and then the disciples watched Him go up into heaven. Jesus had a resurrection body, which is different from our natural bodies. He could go up in the air without wings! He could appear and disappear! Jesus tells us that if we believe in Him, we will also have resurrection bodies. When Jesus returns to earth, a loud trumpet will sound and Jesus will appear on the clouds. In a twinkling of an eye our bodies will be changed to resurrection bodies, and we will go up to meet Jesus in the air. We will live with Jesus forever in heaven. Paul says to be firm in the faith and not to be lazy and selfish. We are to do everything in love until Jesus returns.

Today's Memory Verse

Do everything in love.
1 Corinthians 16:14

Jesus will come back for us



Each day this week when you get up, look out the window and say, "Maybe Jesus will come back for us today." Speak of heaven in loving ways and how it will be so wonderful to be with Jesus. Sing the following song often throughout the coming week.

He'll Be Comin' Down from Heaven
(tune: "She'll Be Comin' Round the Mountain")

He'll be comin' down from heaven when He comes.
(Toot trumpet twice as you bring your arms down.)
He'll be comin' down from heaven when He comes. (Toot trumpet twice.)
He'll be comin' down from heaven; He'll be comin' down from heaven;
He'll be comin' down from heaven when He comes. (Toot trumpet twice.)

We will all go up to meet Him when He comes.
(Toot trumpet twice as you lift your arms upward.)
We will all go up to meet Him when He comes. (Toot trumpet twice.)
We will all go up to meet Him; we will all go up to meet Him.
We will all go up to meet Him when He comes. (Toot trumpet twice.)

1 Corinthians 16:14 Memory Verse Song

(tune: "Row, Row, Row Your Boat")

Do everything in love.
First Cor-in-thi-ans
Chapter sixteen, verse fourteen.
Everything in love.



Believers will receive resurrection bodies when Jesus returns.