

Materials I Need:

Key for symbols:

- This symbol represents ideas that can be used for two-year-olds through kindergarten. Please remember to slow way down for two-year-olds and keep the pace moving for five-year-olds.
- ② This symbol represents ideas that can be used for two- and three-year-olds.
- ④ This symbol represents ideas that are best used for four-year-olds through kindergarten.

Memory Verse:

1 Corinthians 11:3: The head of every man is Christ, and the head of the woman is man.

Hook:

- Teacher Tip:** It is a good idea to introduce yourself and your classroom helpers by proper name. When you refer to your leaders as Mrs. Peabody or Mr. Bean, then the children learn to respect their position of authority. Later in the year (like now), the children may have caught on to the first names of their classroom helpers. If the younger leaders are comfortable with using their first names, they can make a request for a change in how they are addressed. The teacher can make the announcement to the class, "It is all right to say Miss Kathy or Mr. Bob."
- Ten Little Items:** Bring in ten items of several different things (blocks, rocks, bean bags, etc.). Dump the items in the center of the table and have the children sort the items so they each have ten in front of them. Then sing "Ten Little Items" to the tune of "Ten Little Indians" as you count the items together and point to each one.
One little, two little, three little items (bean bags, blue blocks, small rocks),
Four little, five little, six little items,
Seven little, eight little, nine little items,
Ten little items in order.
"In today's Bible Adventure, Paul writes the Corinthians to say that God wants peace and order in families and in the church. You have just put all your items together and in order."
- Scarf Center:** Provide several different kinds of flowing scarves for the girls to try on. If a child allows, position the scarf so only her eyes show and allow different children in the room to guess who is behind the scarf. "In today's Bible Adventure, the men of Corinth asked their wives to wear scarves in public. The wives who honored their husbands always wore scarves. Paul told the wives who didn't wear scarves that they were being disobedient to God and to their husbands."
- "Put These in Order" Center:** Provide different articles of the same item but in different sizes. Have the children line them up from the smallest to the largest. Some items might include blocks, shoes, cars, dolls, clothes, books, etc. "Paul wrote the Corinthians to tell them God wants peace and order in the church family. We are putting these items in order from smallest to largest. We also have an order under Jesus. Jesus is the Head over the men in the church. Men are the head of their wives. Fathers and mothers are the head over their children. This order brings peace to Christ's church."
- Paul Continues to Write the Corinthians:** Set up a letter-writing center using paper, writing instruments, envelopes, and stamps. (Include pictures for the younger children to glue to the paper, if desired.) Have the children write, stamp, and mail their letters in a classroom mailbox. You may want to have some letters from Paul already in the mailbox before class. Open one or two and read what Paul is writing to them from 1 Corinthians.

-
- Putting Things in Order: (1CO08ECGF4)** Copy the GF4 page on laser labels. When the children arrive, place a sticker on them that represents one of the following: books, blocks, cars, dishes. In each corner of the room have a pile of these items all messed up. Call the children to the messy corners based on the stickers they have. For example, all the “book sticker” people get to organize and separate out the books. “No one is in charge! How can we get this mess in order?” Then tell them that they are in charge of making things orderly again. Assign one of them to be the leader. Do the same with the other objects. When you gather for the Bible Adventure, tell the children about how disorganized it was when no one was in charge. God doesn’t like disorder, so He has picked leaders to be in charge of the family.
 - Listening Activity:** Gather a group of children to listen to a CD of sounds. Talk about listening to people, also. Let the children recite the memory verse into the tape recorder and then listen to each other. “Today we will find out which person in the family God wants us to listen to and obey.”
 - Play Dough Ears, Hearts, and Hands:** Bring several Mr. Potato Head ear shapes and heart-shaped cookie cutters and have each child make two ears and a heart. Trace one of both of their hands, too. “In the Bible Adventure today we will learn about whom God wants us to listen to and whom we should obey with our hearts and hands.”
 - Children’s Easter Story Book:** Read about Jesus being obedient to God by dying on the cross. “God is in charge of Jesus. We will find out who else is in charge during the Bible Adventure.”
-

Book:

Presentation Ideas -

- Color the **1CO08ECGF1**, **1CO08ECGF2**, and **1CO08ECGF3** pictures and glue them onto colored construction paper. Show these pictures as you tell the Bible Adventure. Save them for review in future lessons.

- "Because We're Family" Finger Play:**

A family is the people
 God made to care for me. *(Hug yourself.)*
 We cook our food; *(Pretend to stir.)*
 We clean our house; *(Pretend to sweep.)*
 And everyone can see-- *(Shade eyes.)*
 We like to help each other *(Open arms wide.)*
 Because we're family. *(Hug yourself.)*

Bible Adventure for 2’s & 3’s-

(Show the review 1CO01ECGF8 picture.) Paul was writing the Corinthians to let them know that it does not honor God when His people argue and fight. They were to agree that Jesus is the Head of His church. He is the boss of every man in the church, and every person must honor the Lord Jesus by listening to Him and obeying Him.

(Show the 1CO08ECGF1 picture.) Jesus showed His people how to obey the person who is in charge over them. Jesus obeyed His own heavenly Father. Jesus knew His heavenly Father loved Him and would always do what was best. In the same way Jesus is in charge over the people in His church family and always does what is right and best for them.

(Show the 1CO08ECGF2 picture.) God has a plan for there to be order in His church family. *(Point to the man.)* God placed every man who is married as the head of his wife and family. He is to love and lead his family according to God’s Word.

(Point to the woman.) God wants every married woman to respect her husband and listen to him as the head of the family. The wife is to help her husband take care of their family. Wives honor God when they listen to and respect their husbands as head of the family.

(Show the 1CO08ECGF3 picture.) In Paul’s day a Christian woman showed honor and respect for her husband if she wore a scarf on her head when she was out of the house and when she let her hair grow long and did not cut it short. But some of the Corinthian women were not showing respect to their husbands as head of the family. The sinful women of Corinth cut their hair short and walked around town without scarves on their heads. They were being disobedient to their husbands.

(Show the 1CO08ECGF2 picture again.) Paul knew that God would bring peace and order in each family and in the whole church when each person in the family respected the person God had put in charge over them. *(Point to the children.)* Children honor God and are happiest when they obey their

parents. *(Point to the wife.)* Wives honor God and are happiest when they listen to their husbands and respect them as the head of the family. *(Point to the husband.)* Husbands honor God and are happiest when they listen to God, love their wives, and do what is best for their families. When we obey Christ as the Head over all of His church family, there is peace and order in our families and in our church.

Prayer: Dear God, thank You for loving us and doing what is best for us. Thank You for teaching us how to listen to and respect those who are in charge of us. In Jesus' name I pray, amen.

Bible Adventure for 4's, 5's & K-

(Show the review 1CO01ECGF7 picture.) The Corinthian Christians were arguing with each other over who was the best teacher. Paul wrote, "It does not honor God when His people argue and fight.

(Show the review 1CO01ECGF8 picture.) "Stop arguing and start agreeing with each other that Jesus Christ is the Head of His church. He is the boss of every man in the church, and every person must honor the Lord Jesus by listening to Him and obeying Him."

(Show the 1CO08ECGF1 picture.) Jesus showed us how to obey the person who is in charge over us. When Jesus was on earth, He obeyed His own heavenly Father. Jesus said to His Father God, "I would rather not die on a cross, but I will do whatever You ask Me to do. I trust You to do what is right." Jesus knew that His heavenly Father loved Him and would always do what was best. In the same way Jesus is in charge over the people in His church family and always does what is right and best for them.

(Show the 1CO08ECGF2 picture.) Paul said, "God has a good plan for there to be order in His church family. When each person in the family understands and enjoys his role in the family, there is peace and order in the home and in the church."

(Point to the man.) Paul said, "God placed every man who is married as the head of his wife and family. A man must take his role as head of the family seriously and love and lead his family the way God wants. Each man must obey God and work very hard to do what is best for each person in his family."

(Point to the woman.) God wants every married woman to respect her husband, listen to him, and follow him as the head of the family.

Paul wrote, "The head of the woman is man." The role of the wife is to help her husband take care of their family. Wives honor God when they listen to and respect their husbands and follow him as head of the family. This is different from families who don't love God.

(Show the 1CO08ECGF3 picture.) In the city of Corinth if a woman respected her husband as the head of the family, she dressed modestly when she was out of the house. A woman in Corinth showed her respect by wearing a scarf on her head when she walked around town. She also did not cut her hair short. The disrespectful women of Corinth cut their hair short and walked around town without any scarves on their heads. Paul said, "Christian women should not act like the disobedient women of Corinth. Christian women must show respect to their husbands by dressing in a modest way."

(Show the 1CO08ECGF2 picture again.) Paul knew that God would bring peace and order in each family and in the whole church when each person in the family respected the person God had put in charge over them. *(Point to the children.)* Children honor God and are happiest when they obey their parents. *(Point to the wife.)* Wives honor God and are happiest when they listen to their husbands and follow them as the leader of the family. *(Point to the husband.)* Husbands honor God and are happiest when they listen to God, love their wives, and do what is best for their families. When we obey Christ as the Head over all of His church family, there is peace and order in our families and in our church.

Prayer: Dear God, thank You for loving us and doing what is best for us. Thank You for teaching us how to listen to and obey those who are in charge of us. In Jesus' name I pray, amen.

Aim Questions

Aim Questions for 2's & 3's:

1. Who does Paul say is the head over every man? (*The Lord Jesus.*)
2. Who does Paul say is the head over a married woman? (*Her husband.*)
3. Who does the Bible say is head over the children in the family? (*Their parents.*)

Aim Questions for 4's & 5's:

1. Who does Paul say is the head over every man? (*The Lord Jesus Christ.*)
2. Who does Paul say is the head over a married woman? (*Her husband.*)
3. Who does the Bible say is head over the children in the family? (*Their parents.*)
4. How do husbands, wives, and children honor God in their families? (*They obey God by listening to and following the person who is in charge over them.*)



Look:

- Aim Questions:** Place different colored scarves over the questions in the center of the story circle and ask for a particular color when asking for a question.
- Snacks:** Have the children at each table discuss whether they want popcorn or pretzels for a snack. Some will have to yield to the wishes of others because each table must have the same thing.
- Snack Discussion:** "The head of the family is the leader. He loves and leads his family to do what is best for each person in his family. Who would like to be the head or leader of this table? You may help serve the snack to the others at your table. God's leader always leads in serving."
- Memory Verse Activity:** If you did not use this activity last week or it was a favorite, do it again stressing the order of things being correct. Seat the children in a circle or line where they will be able to jump up and perform an activity and return to their seat in the appropriate time. Give one child a list of three tasks to perform while the class is singing the **Memory Verse Song**. The child chosen listens to his three instructions (touch the piano, open my Bible, touch Rhonda's shoe), jumps up and does them while the class sings the **Memory Verse Song** and tries to get back to his seat before the class is done singing. Repeat as interest allows.
- Transition Idea:** Before lining up to change rooms, try the following actions.
 - 1, 2, how do you do? (*Bow.*)
 - 1, 2, 3, clap with me. (*Clap.*)
 - 1, 2, 3, 4, jump off the floor. (*Jump.*)
 - 1, 2, 3, 4, 5, show me five! (*Hold up five fingers.*)
 - 1, 2, 3, 4, 5, 6, your shoe to fix. (*Tie shoe.*)
 - 1, 2, 3, 4, 5, 6, 7, look up to heaven. (*Look up.*)
 - 1, 2, 3, 4, 5, 6, 7, 8, draw a round plate. (*Draw a circle in the air.*)
 - 1, 2, 3, 4, 5, 6, 7, 8, 9, get in line.
- Activity Page Comes to Life: (1CO08ECGF3 and 1CO08ECGF5)** Materials needed: The GF3 picture and one GF5 arm per picture, sparkles, materials, glue sticks, crayons, sequins. Before class, cut a slit in the GF3 picture about where the obedient woman's elbow is so that the GF5 arm can slide through. As the children decorate the women on the GF3 page, talk about what it meant to the Corinthians if a woman wore a scarf in public (she showed a respectful attitude) or if she cut her hair short and did not wear a scarf (she was disrespectful and disobedient). Help the children understand that God desires for the women who love Him to show an obedient heart, not a disobedient heart. Slide the GF5 arm through the slit and talk about how an obedient heart is also a serving heart.
- Poster Board Ladder and Stick Puppets: (1CO08ECGF6 and 1CO08ECGF7)** Let the children color the GF7 pictures of God, Jesus, man, woman, and children. There are two ways to use this craft activity. One way is to glue or tape each picture to a popsicle stick. Draw a ladder on poster board and cut slits on each of the five rungs. Place the stick puppets in the slits on the ladder in the correct descending order with God on top. Switch one and ask, "What is wrong with this picture?" Another activity is to copy the GF6 page on cardstock paper and let the children glue the GF7 pictures on the rungs in the proper order of those God has put in charge (God, Jesus, man, woman, children). "God has an order for people who are in charge in our families and in our church."

“God’s Plan for Who Is in Charge” Game: (1CO08ECGF7) Increase the size of the GF7 pictures so that they are more easily identified. Copy them on cardstock paper and add a small Velcro strip on the back. Relay teams of children will arrange the pictures of God, Jesus, Father, Mother, and children in proper vertical order on a flannel board or on the floor. If using the floor, make a “ladder” with tape or Velcro. While each child returns to his team to tap the next player before going to the end of the line, have a teacher scramble the pictures for the next player.

“God’s Order” Mobile: (1CO08ECGF8 and 1CO08ECGF9) Print the ladders on cardstock. Cut on the lines and punch three holes along the bottom and one hole at the top. Give each child four different lengths of yarn, a ladder triangle, and three GF9 pictures of a playground, a home, and a church. Color the GF9 pictures and tie with yarn to the ladder picture. Tie yarn to the top of the mobile as a hanger. Talk about God’s order for the family.

Outdoor Activity: Take the class outside. Show them a large coin with two different sides. (A cardboard circle with two different colored sides could also be used.) Tell them how the whole class is going for a walk by obeying which side comes up on the coin when it is tossed. Have each child find a partner and hold hands. Each child is responsible for his partner. The teacher starts at the door and tosses the coin--heads go right and tails go left. Let the coin drop to the ground and read it there. The teacher should watch where he stops to toss the coin so there is a clear choice in a change of direction. Continue as interest allows. “Where will you end up? Who is the head of your family? (Dad or single Mom.) Who do you honor and follow? (Head of the family.)”

Action Games: “God wants peace and order in our families. God doesn’t want us fighting for our own ideas and desires. God wants us to love and respect others and do what is best for them. Sometimes we quarrel about what we want to eat, and sometimes we quarrel about what toy to play with. In today’s Bible Adventure we also learned that God wants wives to respect and follow their husbands as heads of the family. Sometimes a wife has to give up what she wants to do and follow her husband in what he says is best! Here is a game to help us do what is right.”

To the tune of and in fashion of “Ring Around the Rosie:”

You’re the big brother (sister) *(Reach up high and walk around tall and straight.)*

And I’m the little brother (sister). *(Hand down and walk in crouched position.)*

Respect, respect, or everything stops! *(Fall to the ground.)*

You want pretzels, I want popcorn.

Respect, respect, or everything stops!

You want trucks, I want swings.

Respect, respect, or everything stops!

Here is the Dad. Here is the Mom.

Respect, respect, or everything stops!

Stop or Yield Game: Make a STOP sign and a YIELD sign. Talk about what each sign means and how they are obeyed at an intersection. Divide the children into two teams and line them up at right angles to each other facing an intersection that you have identified with Velcro or tape on the floor. The teacher stands at the intersection with the STOP and YIELD signs. Give the first child in one line a bag of pretzels; give the first child in the other line a bag of popcorn. Have children “motor” to the intersection where the teacher is standing. If the teacher holds up a STOP sign, the children stop and argue about what they want--pretzels or popcorn. If the teacher holds up a YIELD sign, one of the children must yield to the other. “Okay, we’ll have popcorn!” The child with the popcorn goes through the intersection first. The yielding child follows the leading child back to their lines and they give their snack bags to the next children who are in line behind them. The next players motor to the intersection. Discuss the fact that when others want to do something different from us, we respect them and “yield” to what they want to do rather than always trying to do what we want to do. “We always yield to parents because God has put them in charge over us.”

Songs:

1 Corinthians 11:3 Memory Verse Song *(tune: “I’m a Little Teapot”)*

The-e head of every man is Christ,

And the head of the woman is man.

First Corinthians eleven, three.

Yes, First Corinthians eleven, three.



I'm H-A-P-P-Y (tune: "Farmer in the Dell")

I'm H-A-P-P-Y

I'm H-A-P-P-Y

When I obey Christ as head,

I'm H-A-P-P-Y!

What are we spelling? (Happy.) When are fathers happy? (When they obey Christ.) When are mothers happy? (When they obey their husbands.) When are children happy? (When they obey their parents.)



Took:



Ladder Walk: (1CO08ECGF8) Walk around different parts of the church with the children holding their GF8 ladder pictures (triangle with yarn holder in top hole). Talk about God's order for the family in the nursery, in the kitchen, on the playground, or wherever a child might be.



Head of the Household Doodad Holder: (1CO08ECGF10) Materials needed: One cottage cheese or sour cream container for each child, GF10 memory verse, crepe paper streamers in various colors, scissors, glue sticks, markers. Liberally smear glue on the outside of the container and stick crepe paper strips (2 inches) in a collage onto the glue. The older children may want to use longer strips to wrap around the container. Glue the GF10 memory verse on the side of the container. Finish decorating by sticking wads of crepe paper onto the container in different patterns. Write the child's name on the bottom with a marking pen. "Today's project will be a gift to the head of your family as a thank you. The head of the family has a big job to do. He (she) leads and loves his (her) family the way God wants him (her) to. Our container can be used as a pencil holder on a desk or for loose change on the dresser."




Door Hanger: (1CO08ECGF11 and 1CO08ECGF12) Copy the GF11 door hanger on cardstock. Cut out door hangers and holes that fit on the door handle. Let the children color the GF11 ladder and glue the GF12 pictures on the appropriate rungs of the ladder--God, Jesus, Dad, Mom and children. Sing the Memory Verse Song together.



Preschool Page for Parents: (1CO08ECPPT) Send a page home with each child, encouraging parents to reinforce the Bible truths at home. Spend a few minutes before the children go home creatively reviewing the song and memory verse.




Jesus was not looking forward to dying on a cross, but He always obeyed His heavenly Father. Christians obey Jesus because He is the Head of the church.




God places the man as head over his wife and children.

Corinthian Women

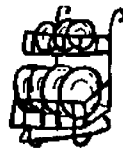


Woman
with
Disobedient
Heart




Woman
with
Obedient
Heart



Paul said, "Christian women should not act like the disobedient women of Corinth. They should show respect by dressing in a modest way."




God's Order for His Church Family





God the Father



Jesus



Father




Mother



Children



God the Father



Jesus



Father




Mother



Children



God the Father



Jesus



Father




Mother



Children



God the Father



Jesus



Father




Mother



Children



God the Father



Jesus




Father




Mother



Children



God the Father



Jesus



Father



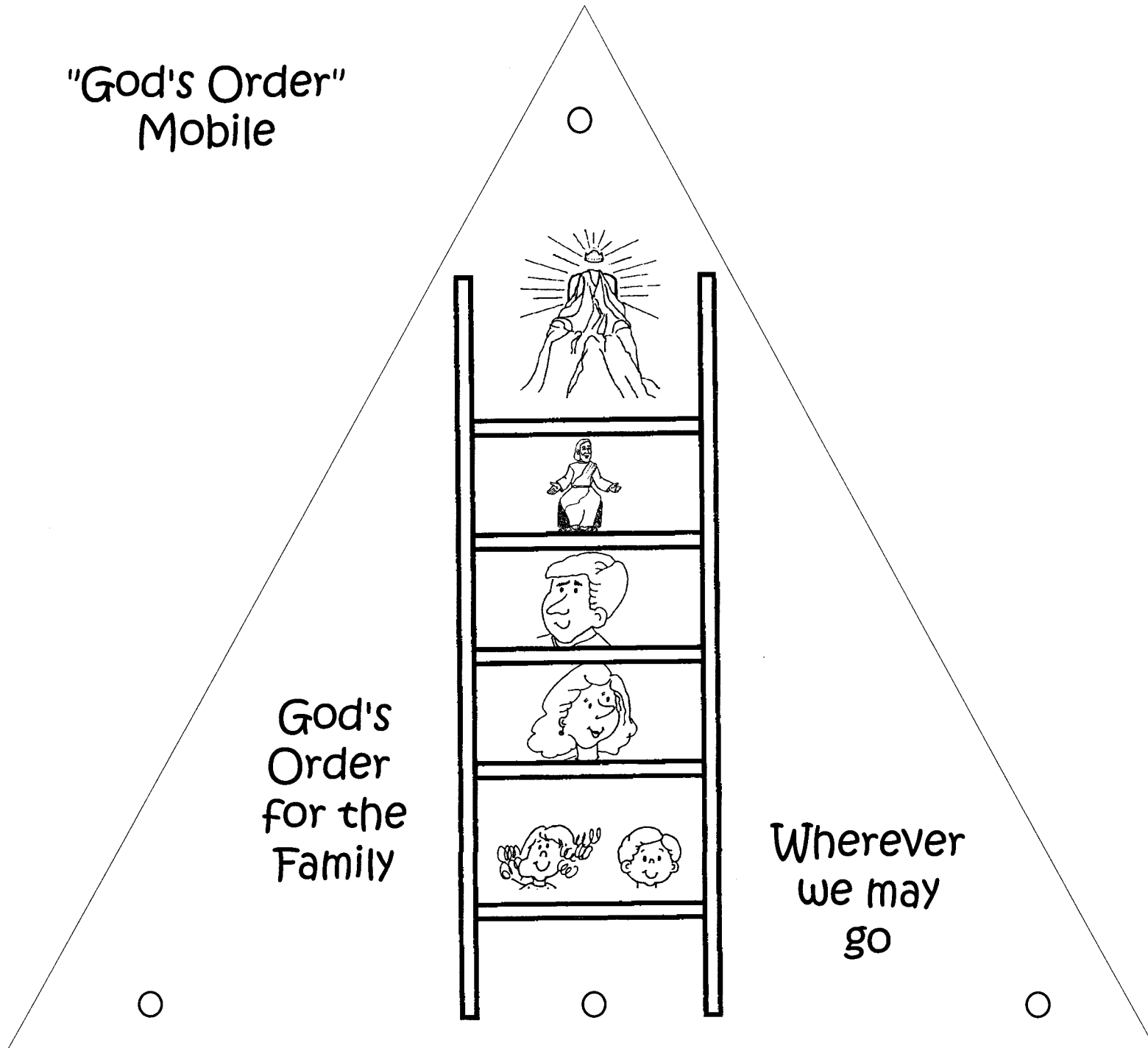
Mother



Children











"God's Order"
Mobile



God's
Order
for the
Family

Wherever
we may
go



10008ECGF9

"God's Order" Mobile Pictures

The head of every man
is Christ, and the head
of the woman is man.
1 Corinthians 11:3

The head of every man
is Christ, and the head
of the woman is man.
1 Corinthians 11:3

The head of every man
is Christ, and the head
of the woman is man.
1 Corinthians 11:3

The head of every man
is Christ, and the head
of the woman is man.
1 Corinthians 11:3

The head of every man
is Christ, and the head
of the woman is man.
1 Corinthians 11:3

The head of every man
is Christ, and the head
of the woman is man.
1 Corinthians 11:3

The head of every man
is Christ, and the head
of the woman is man.
1 Corinthians 11:3

The head of every man
is Christ, and the head
of the woman is man.
1 Corinthians 11:3

The head of every man
is Christ, and the head
of the woman is man.
1 Corinthians 11:3

The head of every man
is Christ, and the head
of the woman is man.
1 Corinthians 11:3

The head of every man
is Christ, and the head
of the woman is man.
1 Corinthians 11:3



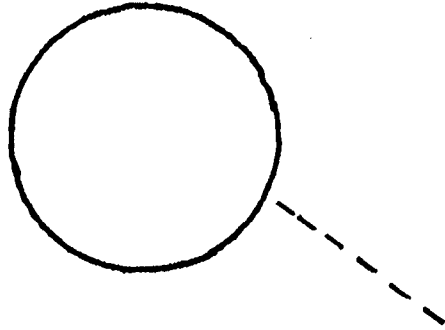
The head of every man
is Christ, and the head
of the woman is man.
1 Corinthians 11:3

The head of every man
is Christ, and the head
of the woman is man.
1 Corinthians 11:3

The head of every man
is Christ, and the head
of the woman is man.
1 Corinthians 11:3


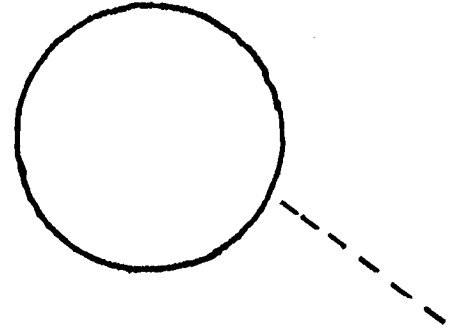
The head of every man
is Christ, and the head
of the woman is man.
1 Corinthians 11:3

"God's Order" Door Hanger

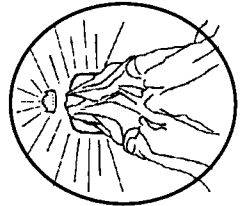







The head of every man
is Christ, and the head
of the woman is man.
1 Corinthians 11:3

"God's Order" Door Hanger



The head of every man
is Christ, and the head
of the woman is man.
1 Corinthians 11:3





This is what I learned today!


Today we learned that the husband is the head of the family. God has a good plan for order in His church family. When each person in the family understands and enjoys his role in the family, there is peace and order. Jesus showed us how to obey the person who is in charge over us. When Jesus was on earth, He obeyed His own heavenly Father. Jesus is the Head over every man in the church, and every person must honor the Lord Jesus by listening to Him and obeying Him. Husbands honor God and are happiest when they listen to God, love their wives, and do what is best for their families. Wives honor God and are happiest when they listen to their husbands, respect them, and follow them as the head of the family. Children honor God and are happiest when they obey their parents. When we obey Christ as the Head over all of His church family, there is peace and order in our families and in our church.

Today's Memory Verse

**The head of every man
is Christ, and the head
of the woman is man.
1 Corinthians 11:3**



**Enjoy your
role in the
family!**




Each time your preschool child complains or ignores your command, ask him, "Who did God place as the head of the family?" Then ask, "Does God ask you to obey the head?" Then sing the song (or say it) with hand motions. Put your hand on the head of the person whom God has put in charge (the father, or mother if the father is not there) as you say, "The head of every man is Christ." Put your hand on the head of the mother as you say, "And the head of the woman is man." Put your hand on the child's head as you say, "First Corinthians eleven, three." Remind your child that we are all happiest when we honor God by obeying the person God has put in charge over us.

1 Corinthians 11:3 Memory Verse Song

(tune: "I'm a Little Teapot")

The-e head of every man is Christ,
And the head of the woman is man.
First Corinthians eleven, three.
Yes, First Corinthians eleven, three.

* For tunes to songs, ask about the preschool tape.



God places the man as head over his wife and children.