

Materials I Need:

Legend:



= Option 1, Appropriate for 1st – 2nd Grade



= Option 2, Appropriate for 3rd – 6th Grade

Memory Work:

“He will not let you be tempted beyond what you can bear. But when you are tempted, He will also provide a way out so that you can stand up under it.” 1 Corinthians 10:13b (NIV)

Suggested Thematic Tracks:

① Stand Up Under Temptation

HOOK: That's Tempting (*Discussion*)
Temptation Obstacle Course (*Activity*)

LOOK: Flee from Temptation (*Tag game*)
The Amazing Maze (*Maze*)

TOOK: Resisting Temptation (*Bible Application*)
Avoiding Temptations (*Discussion*)

② Set Your Heart on God, Not Idols

HOOK: Car Race Room (*Decoration and Prep*)
"Ladies and Gentlemen, Start your Engines!" (*Activity*)
Things We Idolize (*Discussion/Activity*)
Learning from the Past (*Discussion*)



LOOK: And They're Off! (*Review Game*)


TOOK: Give God First Place in Your Heart (*Craft*)


➤ **Complementary Activities**


Hook:













① **That's Tempting (*Discussion*)**.   Review what the students learned last week about freedom in Christ. In light of this, talk about how that liberty might lead to temptation. Relate this to the freedoms we might be given by our parents and how these freedoms might lead us to be tempted to take the easy way out or make poor choices. Propose hypothetical situations that the students, if put in, may be tempted to sin. These situations might include peer pressure, opportunities for laziness, or shortcuts. Continue your discussion as you talk about what kinds of things tempt us. Be sure to share your own shortcomings so that the students might feel more comfortable sharing their own experiences. Tell the students that they will hear how Paul continues to warn the Corinthians to stay focused on serving the Lord and not to be tempted into sin as a result of their freedoms.

 ① **Temptation Obstacle Course (Activity).** 🎨, 🦋 As the students arrive to class, invite them to proceed through the obstacle course you have set up for them. Strongly encourage them to keep focused on the required activity and not to become distracted. Warn them that they will be tempted with distractions along the way but to remain focused. Explain to them that if they are distracted, they will be disqualified and not allowed to finish the course. As they move through the activities or course, provide temptations for them that cause them to think about what you told them at the beginning. The course can be comprised of physical as well as mental challenges for them to complete. Consider setting up a combination of "stations" and continuous physical challenges through which they progress. Somewhere along the line, there should be things set up strategically to distract the students from finishing. This might be music or a video played during a mental exercise, a dish of candy on the table next to a sorting exercise, a selection of very interesting objects or toys set in the way of a physical challenge, or simply one of the teacher's helpers calling their names and trying to get them to leave the course and come over to hear a story. If the students become distracted during the course, they are disqualified. The object of the course is to finish well. If they finish without getting off course, reward them with something. Tell them that in this morning's Bible Adventure they will hear how Paul was warning the Corinthians to be careful not to become tempted off course, leading them away from serving God.

 ② **Car Race Room (Decoration and Prep).** 🎨, 🦋 Following the theme of a car race, be creative in what you might use to make the classroom look different this morning. Suggestions: checkered flags, pictures of race cars and drivers, trophies, ribbons, or other awards. If you choose to do the "Race Car" activity which is highlighted in the HOOK and LOOK times, you will want to tape a piece of string horizontally on the wall for each of the students. These pieces of string don't need to be much longer than 36" or so. If possible, secure the strings, stacked up the wall one on top of another, leaving enough room to fit a paper cutout of a race car on each string. If you have too many students, you might need to have two separate sets. Use **1CO07.GF1** to paste at the end of the race (you will need to color and decorate this before class). On a long and narrow strip of butcher paper, title the top of this wall decoration "The Race, A Life of Serving God." This wall decoration can be left up for several weeks.

 ② **"Ladies and Gentlemen, Start your Engines!" (Activity).** 🎨, 🦋 Give each student a race car from **1CO07.GF2** to color, personalize, and put their names on. Talk with them about different kinds of races (i.e., running, car, horse, motorcycle, etc.). Talk about different things which might cause a contestant to be disqualified. Explain to them that usually at the end of the race, there is a prize which is given to the contestant who finishes first. Tell the students that this morning they will hear how Paul was comparing his life of service to the Lord to a race. In this race, it is not who finishes first who gets the prize but how well each of the contestants finishes that determines if he or she gets the prize. As he spoke of the "Race," Paul wanted to focus on the prize at the end (leave this a mystery) and strive to diligently work toward receiving that reward. Ask the students what they think the prize that Paul is referring to might be. These cars can be mounted on the strings (see room decorations and prep) by using a piece of tape loosely affixed to the backside of each car. Leave a small loop in the tape so that the car can slide across the string. Ask the students: "Are your cars 'idoling'?"

 ② **Things We Idolize (Discussion/Activity).** 🎨, 🦋 Ask the students if there are things that distract us from the Lord. Bring in magazines and cut them up to make a collage highlighting the idols in their lives. If you don't have magazines or want to combine drawings, too, provide smaller paper in different shapes and colors for the students to draw on. Some of the students might have ideas that you can't find in a magazine. These can be drawn and added to the collage. They can work on this collage as a class or as individual table groups. If each table does its own, it might be fun to select one representative to show and explain it to the rest of the class during snack time. Explain to the students that idolatry does not have to be little wooden statues or golden calves. It can be anything that people set their hearts on besides God. It might be people, places, things, ideas or comfort. Idolatry can creep into your life, and you may not even be aware of it. Paul continues to tell the Corinthians to be careful not to allow their freedom of Christ to distract them away from God.

-  ② **Learning from the Past (Discussion).**   Discuss with the students that surely each one of us has done something in the past from which we learned a lesson so as not to repeat that same mistake. Share some of these life lessons from your own experiences, and see if you can extract some examples from the students. This exercise could prove to be helpful as you present the Bible Adventure and relate to the students how Paul was cautioning the Corinthians to remember the mistakes the Israelites made as they made their way to the Promised Land.
 -  ➤ **Exodus Review (Coloring Pages).**   Use 1CO07.GF3 Pgs. 1-3 for coloring or visual review as you go over some of the events which occurred in Exodus. These pictures can be used during the Bible Adventure time, as well.
 -  ➤ **Measure Up Incentive Memorization (Review).**   Check the students' memorization at the beginning of class as they come in, and award lesson buttons and wall-hangings as appropriate. Encourage new methods of memorization with the students and parents if a student is having difficulty. Encourage hard work and success in memorizing the whole verse, making appropriate accommodations when necessary. Utilize this time of Scripture review to discuss the Biblical concepts with individual students. Shepherd the students' hearts toward a right attitude and motivation in memorization of God's truth.
-



Book:

Bible Adventure for 1st – 6th Grades -

Last week we learned that we need to make sure to put the good of others before our own good, even if that means giving up our right to do something that we know is okay. Paul showed this kind of love when he gave up his right to be paid by the churches to which he ministered. He did not want anyone to reject the Gospel that he was preaching because they thought he was only out to get their money. In fact, he said that he was willing to do whatever it took to help people to understand and receive the Good News of salvation found in Jesus Christ. Paul compared himself to an athlete training for the Olympics. Such an athlete will work his body extremely hard day after day in order to win a prize. In the same way, Paul was willing to work extremely hard to show love so that he could win the prize of God's approval and blessing. Like an athlete who is disqualified from a race because he did not follow the rules, Paul did not want to be disqualified because of sin.

In 1 Corinthians chapter 10, Paul warned his readers that they were in danger of being disqualified from winning the prize of God's approval and blessing. They had become far too prideful and confident in themselves and their ability to resist sin. Many Corinthian believers thought that, since they had a lot of knowledge about God's truth and the many freedoms that He had given them, they did not have to concern themselves with the dangers of idol worship which was going on all around them in the city of Corinth. Last week we learned that Paul told them that they had freedom from the Lord to choose whether or not to eat meat offered to idols. But some of the Corinthian believers were being careless about how much time they spent around idol worshipers and even took part in their wild partying. They reasoned that they could remain strong in their faith and yet be careless about participating in such activities. How wrong they were! They did not see the danger of idolatry creeping into their own hearts. They did not understand the fact that all people are likely to wander from worshiping God if they are not careful. It is important to realize that an idol is not just a carved wooden statue or something like that. It is anything that a person values above God. It can be something you own or desire to own, an activity, another person, or having life always be easy and comfortable. Whatever the case, God was no longer "number one" for these Corinthians, so Paul used an example from Israel's past to show them how God disciplines those who have their hearts set on things other than Him.

The Israelites had enjoyed wonderful blessings from God. He had delivered them from slavery and brought them out of Egypt. He guided them by using a cloud in the daytime and a pillar of fire at night. He gave them Moses as their leader and parted the Red Sea so that they could escape Pharaoh's soldiers. He miraculously provided for them by giving them manna to eat and water that came gushing out of a rock. They were heading to the Promised Land and yet their hearts still wandered from God. They complained and wanted different food. They grumbled and desired things that they used to have

back in Egypt. They selfishly thought of themselves and what they wanted and turned to worshiping idols in an attempt to get their way. God disciplined them by causing them to wander around in the desert for forty years until all the adults who had escaped Egypt, except for Joshua and Caleb, had died. Only those two from that generation were allowed to enter the Promised Land.

Paul used Israel's past as a serious warning to the Corinthian church. He stated, "Now these things occurred as examples to keep us from setting our hearts on evil things as they did" (10:6). Paul told the Corinthian believers that they, too, had been greatly blessed by God, and he was concerned that they might also fall into idolatry because of their pride. They were just as likely to wander from God as the Israelites had been. They were not to be so reckless and prideful as to think they could withstand all the temptations of idol worship that was swarming around them.

So what were they to do? Paul told the Corinthians that everyone is tempted to sin so they needed to be ready for the temptation! Then he went on to give comforting news: God is faithful to every believer, and He will always provide a way out from sin. Even though everyone is tempted, no Christian has to sin! Paul wanted the Corinthians to look for God's way out and flee from idolatry. They were not to hang around it or expose themselves to it. They were to stay as far away from it as possible. In doing so, they could win the prize of God's approval and blessing and avoid His discipline.

Think of your own life. Is there anything that you are tempted to turn into an idol? Remember that an idol is anything that you consider to be more valuable than God, and draws your heart away from Him. Always put God first in your heart. Also, be assured that when you are tempted, you do not have to give in to sin. God is faithful and He will always provide a way to do what is right.



Aim Questions

1. **Why did Paul discipline himself more than a professional athlete?** *(To avoid sin and finish his life in God's blessing and with His approval.)*
2. **Why was Paul warning the Corinthians of the dangers of idolatry?** *(They were overconfident in their knowledge of truth, thinking that they couldn't be caught in the sin and idolatry around them.)*
3. **What should we learn from the Israelites' idolatry in the desert?** *(We must keep from setting our own hearts on things other than God.)*
4. **What is idolatry?** *(Valuing (setting our hearts on) the created (anything other than God) more than the Creator.)*
5. **What kinds of idolatry, or things, tempt your heart to stray from God?**






Look:




① **Flee From Temptation (Tag Game).**   Depending upon how large the class is, assign one or more people to be "temptation(s)." Give everyone an 8 ½x 11" sheet of paper or cardstock with a word written on it as suggested below. Without looking at what their signs say, have the students hold it against their chests so that no one knows what it says. Each "temptation" page should read something like GREED, ENVY, PRIDE, GOSSIP, etc. The other pages can have words such as, PLEASING THE LORD, SERVING GOD, RESISTING TEMPTATIONS, A HEART FOR GOD, etc. Begin this game with all the students milling around the room or the playground. When the teacher cries out, "Flee from temptation(s)," each student reveals what their sign says and acts accordingly. Those who are the "temptations" chase and try to tag the others. Those who are not the "temptations" try to run away. Keep each tag session short so that only a couple of students are tagged out each time. At the end of each tag session, the teacher collects the signs, mixes them up and redistributes them for the next round of play. The players who remain untagged until the end of the game are the winners. For those students who are not able to read yet, simply use happy or sad faces.





① **The Amazing Maze (Maze).**   As the students work this maze, talk about the different temptations we face which can cause us to be distracted. Explain that when we are tempted, the Lord always provides a way out and we need to look for it, **1CO07.GF4 Pg. 1. Answer Key: 1CO07.GF4 Pg. 2.**

 ② **And They're Off! (Review Game).** 🎒, 🦋 (TEACHER PREP REQUIRED PRIOR TO CLASS.)

Use the race theme to review points of the Bible Adventure, memory verses, or any other review information. Ask the students questions and have them move their race cars (**1CO07.GF2**) ahead for every good or correct answer. Try not to make this too competitive as the objective of this activity is to have each student move through the "race" and all reach the prize at the end. There should be no winners and losers for this activity. The questions do not have to be difficult and should pertain to ways to resist temptation, deepen their relationships with the Lord, things that please God, or situations that may cause disqualification from the race. Remind them that this race represents a life lived unselfishly serving the Lord where each contestant receives the prize at the finish line which is pleasing God. As each car reaches the end, give the student a reward of some kind.


 ➤ **Aim Questions (Worksheet).** 🎒 Have the students answer the Aim Questions about today's Bible Adventure, **1CO07.GF5**.


 ➤ **Passage Review Questions (Worksheet).** 🎒, 🦋 This booklet contains many questions from the Scripture passage covered in today's lesson. Students may work on them in class and complete them during the week at home, **1CO07.GF6**.

 ➤ **1 Corinthians 10:13 (Memory Verse Song).** 🎒 Words and music for today's memory verse are available upon request from Children's Ministry.



Took:

 ① **Resisting Temptation (Bible Application).** 🎒, 🦋 Look up verses which will help the students have the strength to resist temptation when it arrives. Talk about accountability with and encouragement from other believers. Choose the favorite verse(s) and make something using these. Suggestions: book mark, refrigerator magnet (notify the Children's Ministry office for supplies), note pad (cut pieces of paper, staple together, and decorate each sheet), stickers, or daily flip-card devotional. Here are a few Bible references to get you started: 1 Cor. 10:13, Heb. 4:14-16, Heb. 2:18, 2 Pet. 2:9a, Rom. 6:14, Ps. 119:11, James 1:13, 14, 1 Pet. 5:8, 9, Eph. 6:10, 11, 16, James, 4:7, 1 Jn. 4:4, James 1:2, 3

 ① **Avoiding Temptations (Discussion).** 🎒, 🦋 Review some of the things in which the Corinthians were tempted, and compare these to some of the temptations we fall into today. Ideas to get the discussion flowing: immoral talk, TV or movies, inappropriate internet activities, gossip, greed, envy, pride, self-reliance, spiritual stagnation, comfort "zone" of life, selfish desires, etc. Discuss ways to avoid these traps and stay focused on the Lord. For the older students, have them target specific temptations with which they struggle, and help them to find verses to combat these temptations. They could write them on 3 x 5 cards and keep them with them for the coming week for handy reference. Save time for prayer, specifically lifting each other up in these issues that they will face this next week.



② **Give God First Place in Your Heart (Craft).** 🦋, 🦋 Each student will need:

1CO07.GF7 Pg. 1 instruction sheet
1CO07.GF7 Pg. 2 or Pg. 3 copied onto yellow or gold cardstock
½sheet of red construction paper
blue craft ribbon
tape
glue
gold glitter
yarn

Have the students follow the directions below to complete their crafts:

1. Cut out a heart from the red construction paper.
2. Choose either the trophy or the first place ribbon to put inside the heart.
3. If you are using the first place ribbon, cut pieces of blue ribbon and tape to the backside of the gold seal from **1CO07.GF7 Pg. 2**.
4. Paste the gold seal with the ribbons to the middle of the heart (see the instruction sheet on **1CO07.GF7 Pg. 1**).
5. Decorate the gold seal with gold glitter.
6. If you choose the trophy, **1CO07.GF7 Pg. 3**, add glitter for extra sparkle.
7. A looped piece of yarn can be threaded or stapled to the heart so that this craft can be worn around the students' necks as they head out of the classroom.

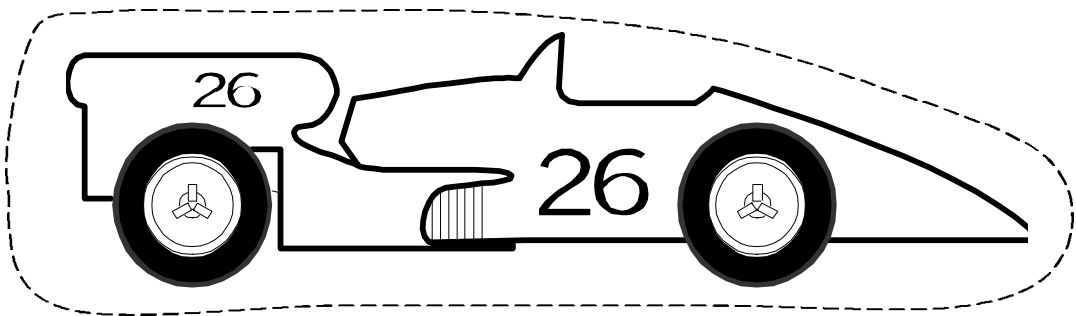



Once the students have completed their craft, talk about ways they can keep God first in their hearts and not allow idols to distract them. In some classes, it may be appropriate for the students to write down these ideas on the backside of their hearts.



➤ **1 Corinthians “Measure Up” Take-Home (Incentive).** 🦋, 🦋 Review today's verse and

lesson theme one last time. Encourage the students to continue memorizing both of these throughout the week to earn the next button. Test their memory of past lesson themes and verses as time permits.






Exodus Review


God Feeds His People




The Parting of the Red Sea




The Pillar of Cloud




God's Guidance by Cloud and Fire



Strip the Golden Calf







The Amazing Maze

There are many different temptations in this world that distract us from praising God. As you work on this maze, think of some things that distract you from worshipping God with your life. You can use the pictures to get an idea for some of these distractions.

Start Here →






The Amazing Maze

Answer Key

There are many different temptations in this world that distract us from praising God. As you work on this maze, think of some things that distract you from worshipping God with your life. You can use the pictures to get an idea for some of these distractions.

Start Here



Aim Questions

Answer the following questions about today's Bible Adventure.

1. Why did Paul discipline himself more than a professional athlete?
2. Why was Paul warning the Corinthians of the dangers of idolatry?
3. What should we learn from the Israelites' idolatry in the desert?
4. What is idolatry?
5. What kinds of idolatry, or things, tempt your heart to stray from God?

Idolatry is when a person values anything or anyone more than they value God—whether persons, places, things, or ideas. Set your heart on God alone and stand up under temptations that draw you toward other things.



"No temptation has seized you except what is common to man. And God is faithful; He will not let you be tempted beyond what you can bear. But when you are tempted, He will also provide a way out so that you can stand up under it."

1 Corinthians 10:13

Passage Review Questions
1 Corinthians 10

What is Paul describing here? (10:1-5)

Why did these things occur? (10:6)

What is Paul's warning to the people? (10:7-10)

What happened to these people who were rejecting God with their lives? (10:8-10)

Why were these things written down? (10:11)

What is Paul's main point in this chapter? (10:12)

How is God faithful to us when we are being tempted? (10:13)

From what did Paul say the Corinthians should run away?
(10:14)

What is Paul saying in verse 23? (10:24)

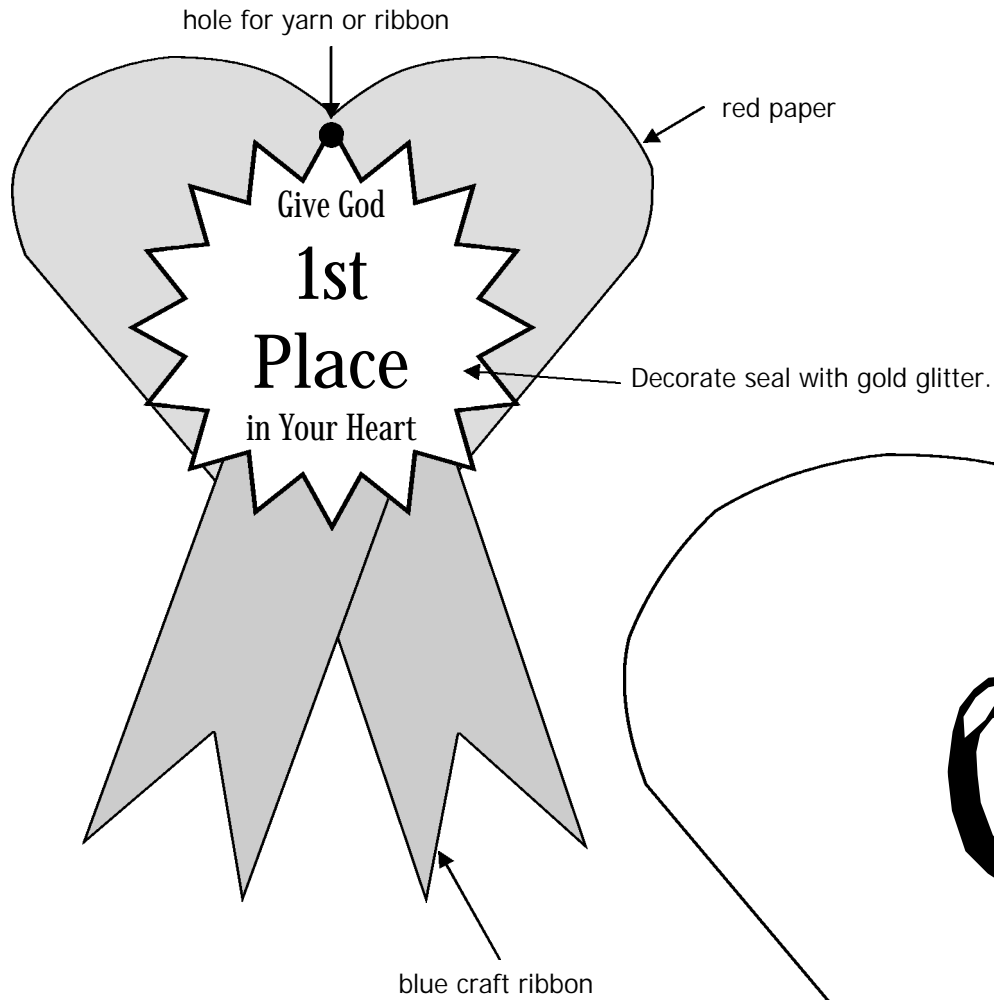
What should a Christian's heart attitude be behind everything that he or she does? (10:31)

What should we not want to do with our preference choices?
(10:32)

Why was Paul so concerned with not offending unbelievers?
(10:33)

Give God First Place in Your Heart

Instruction Sheet





Give God



in Your Heart

Give God



in Your Heart

Give God



in Your Heart

Give God



in Your Heart

Give God



in Your Heart

Give God



in Your Heart